



**Board Report**

---

**File #:** 2015-0662, **File Type:** Informational Report

**Agenda Number:** 45.

---

**EXECUTIVE MANAGEMENT COMMITTEE/  
CONSTRUCTION COMMITTEE  
JUNE 18, 2015**

**SUBJECT: PROJECT LABOR AGREEMENT (PLA)/CONSTRUCTION CAREERS POLICY (CCP) REPORT ON THE FOLLOWING MEGA PROJECTS:**

**CRENSHAW/LAX TRANSIT CORRIDOR PROJECT**

**REGIONAL CONNECTOR TRANSIT CORRIDOR PROJECT**

**ACTION: RECEIVE AND FILE**

**RECOMMENDATION**

RECEIVE AND FILE status on the **Project Labor Agreement and Construction Careers Policy programs on the Crenshaw/LAX Transit Corridor and Regional Connector Transit Corridor projects** for activity through the April 2015 reporting period.

**ISSUE**

In January 2012, The Board approved the Project Labor Agreement with the Los Angeles/Orange Counties Building and Construction Trades Council and the Construction Careers Policy. One benefit of the PLA is to encourage construction employment and training opportunities in economically disadvantaged geographic areas throughout the United States. Another benefit of the PLA is that work stoppages are prohibited.

Consistent with the Board approved PLA/CCP, prime contractors are required to provide monthly reports detailing progress towards meeting the targeted worker hiring goals. Additional, consistent with Metro's Labor Compliance policy and federal Executive Order 11246, the prime contractors provide Metro with worker utilization data by ethnicity and gender.

The attached report provides the current status on the two mega projects listed above which are subject to the PLA/CCP.

**DISCUSSION**

Project Name	Prime Contractor	Targeted Worker Goal (40%)	Apprentice Worker Goal (20%)	Disadvantaged Worker Goal (10%)
Crenshaw/LAX Transit Corridor	Walsh/Shea Corridor Constructors	59.15%	18.11%	11.11%
Regional Connector Transit Corridor	Regional Connector Constructors, JV	62.53%	16.00%	12.48%
Regional Connector Transit Corridor Advanced Utilities Relocation	Pulice Construction	51.63%	21.48%	22.69%

**Crenshaw/LAX Transit Corridor Project****Prime: Walsh/Shea Corridor Constructors**

Major Construction for the Crenshaw/LAX Transit Corridor Project is underway. The contractor is currently attaining Targeted Worker, Apprentice Worker and Disadvantaged Worker percentages of 59.15%, 18.11% and 11.11% respectively. The attainment for the 20% Apprentice Worker goal is based on total apprentice-able hours. The contractor is currently exceeding the Targeted Worker, Disadvantaged Worker and minority participation percentage goals, but not meeting the 20% Apprentice Worker goal and the 6.90% Female Participation goal (2.66%). The contractor has submitted a plan and schedule indicating that the apprentice goal for this project should be achieved in January of 2017. Staff will continue to work closely with the contractor towards meeting all worker goals for this project. To date, 19.32% of the estimated construction work hours for this project have been performed. No work stoppages or grievance have occurred on this contract.

Regional Connector Transit Corridor Project

Prime: Regional Connector Constructors, Joint Venture

The Regional Connector Transit Corridor Project contractor is currently attaining Targeted Worker, Apprentice Worker and Disadvantaged Worker percentages of 62.53%, 16.00% and 12.48% respectively. The attainment for the 20% Apprentice Worker goal is based on total apprentice-able hours. The contractor is currently exceeding the Targeted Worker, Disadvantaged Worker and the minority participation goals, but not meeting the 20% Apprentice Worker goal and the 6.90% Female Participation goal (4.34%). This project is still in the design-phase with limited construction activities and attainment is in line with the contractor's submitted Employment Hiring Plan which states that the Apprentice Worker goal will be met in mid-2016. To date, 0.39% of the estimated construction work hours for this project have been performed. No work stoppages or grievances have occurred on this contract.

Regional Connector Advanced Utilities Relocation Project

Prime: Pulice Construction

The Regional Connector Transit Corridor Advanced Utilities Relocation project contractor attained Targeted Worker, Apprentice Worker and Disadvantaged Worker percentages of 51.63%, 21.48% and 22.69%, respectively. This contract was terminated for convenience in April 2015 and is in close-out phase. As of this reporting period, the Targeted Worker, Apprentice Worker, Disadvantaged Worker and the minority participation percentage goals have been met but not the 6.90% Female Participation goal (2.60%). Final attainment will be provided in the next PLA/CCP update report. No work stoppages or grievances have occurred on this contract.

OUTREACH

In efforts to attain the highest percentages of Targeted, Apprentice and Disadvantaged Workers on PLA/CCP projects, and to keep the community informed of the opportunities, the contractors and DEOD participated and/or coordinated the following outreach efforts during this reporting period:

- County Supervisor Mark Ridley Thomas Spring Into Summer Event held on April 15, 2015
- Goodwill Southern California Job Fair held on April 22, 2015
- State Building & Construction Trades Council of California 5th National Conference, Women Building the Nation held on May 1-3, 2015 (Panelist, Sponsor and Exhibitor)
- East Los Angeles College Job Fair held on May 7, 2015
- 1st Annual Veterans & Disadvantaged Worker Resource Fair at L.A. Trade Tech College on

May 13, 2015

- Construction Careers Awareness Day in partnership with LAUSD and Los Angeles Trade Tech College (LATTTC) held on May 14, 2015
- County Supervisor Hilda Solis Job Fair held on May 16, 2015
- Coffee, Construction and Careers, City of Inglewood held on May 28, 2015
- Daily/Weekly/bi-weekly meetings with outreach team, contractor, electeds and/or community representatives
- Updated Metro's Federal Legislative Programs to request more stringent rules and local enforcement capabilities regarding employment of women and under-represented minorities in construction.
- Metro is organizing a committee to develop strategies and opportunities for women in the construction industry. Tentative committee membership includes: Women in Non-Traditional Employment Roles (WINTER), National Association of Women Business Owners (NAWBO), National Association of Women in Construction (NAWIC), Prime Contractors, Job Coordinators and others.

## **NEXT STEPS**

Staff will continue to monitor the contractor's efforts to increase the participation of apprentices and targeted workers on the Crenshaw/LAX construction and Regional Connector Transit Corridor projects.

## **ATTACHMENTS**

Attachment A - Crenshaw/LAX Transit Corridor project PLA/CCP Report, Data Through April 2015 reporting period.

Regional Connector Transit Corridor project PLA/CCP Report, Data Through April 2015 reporting period.

Regional Connector Advance Utilities Relocation project PLA/CCP Report, Data Through April 2015 reporting period.


Prepared by:

Miguel Cabral, Interim Deputy Executive Officer, Strategic Business, PLA/Construction Careers, (213) 922-2232

Keith A. Compton, Interim Director, PLA/CCP Compliance & Administration, (213) 922-2406

Miriam Long, Manager, Strategic Business & Construction Career Resources, (213) 922-7249

Reviewed by: Ivan Page, Interim Executive Director, Vendor/Contract Management



Phillip A. Washington  
Chief Executive Officer

# Crenshaw/LAX Transit Corridor Project

PLA Targeted Worker Attainment: Prime:

Walsh/Shea Report Data Through April 18, 2015

No. of Work Hours*	Targeted Economically Disadvantaged Worker Utilization (%) <b>Goal: 40%</b>	Apprentice Utilization (%) <b>Goal: 20%</b>	Disadvantaged Worker Utilization (%) <b>Goal: 10%</b>
579,490.60	59.15%	18.11%	11.11%
Percentage Project Complete Based on Worker Hours: 19.32%			

Based on Total Apprenticeshipable Work Hours

(rounded)

## Executive Order 11246 Demographic

### Summary

No. of Work Hours*	African American Utilization	Asian/Pacific Islander Utilization	Caucasian Utilization	Hispanic Utilization	Native American Utilization	Other/Declined to state	Minority Utilization Goal: 28.3% (rounded)	Female Utilization Goal: 6.9%
579,490.60	17.66%	1.07%	22.49%	54.21%	1.25%	3.32%	74.19%	2.66%

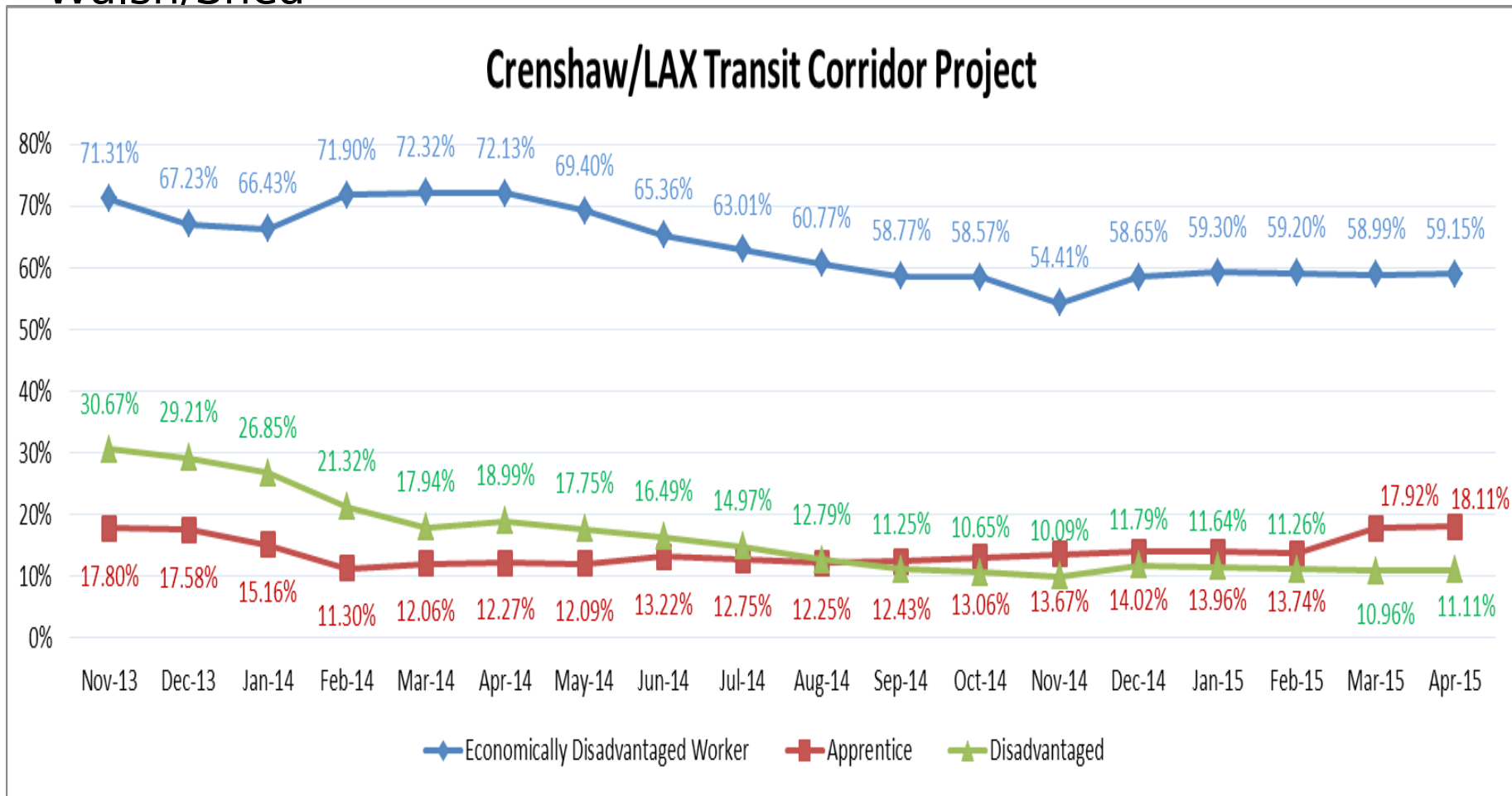


\*Cumulative Hours Through End of Noted Reporting Period – as Reported by Prime Contractor. Data subject to change to reflect updates or audits.

# Crenshaw/LAX Transit Corridor Project

PLA Targeted Worker Attainment: Prime:

Walsh/Shea



\*As Reported by Walsh/Shea. Data subject to change to reflect updates or audits.

Data reflects a 18 month period

# Regional Connector Transit Corridor Project PLA Targeted Worker Attainment:

Prime: Regional Connector Constructors, Joint Venture

Report Data Through April 25, 2015

No. of Work Hours*	Targeted Economically Disadvantaged Worker Utilization (%) <b>Goal: 40%</b>	Apprentice Utilization (%) <b>Goal: 20%</b>	Disadvantaged Worker Utilization (%) <b>Goal: 10%</b>
12,909.50	62.53%	16.00%	12.48%

Percentage Project Complete Based on Worker Hours: 0.39%  
Based on Total Apprenticeship Hours

## Executive Order 11246 Demographic

### Summary

No. of Work Hours*	African American Utilization	Asian/Pacific Islander Utilization	Caucasian Utilization	Hispanic Utilization	Native American Utilization	Other/ Declined to state	Minority Utilization Goal: 28.3% (rounded)	Female Utilization Goal: 6.9%
12,909.50	11.94%	2.42%	26.72%	54.89%	0.00%	4.03%	69.25%	4.34%

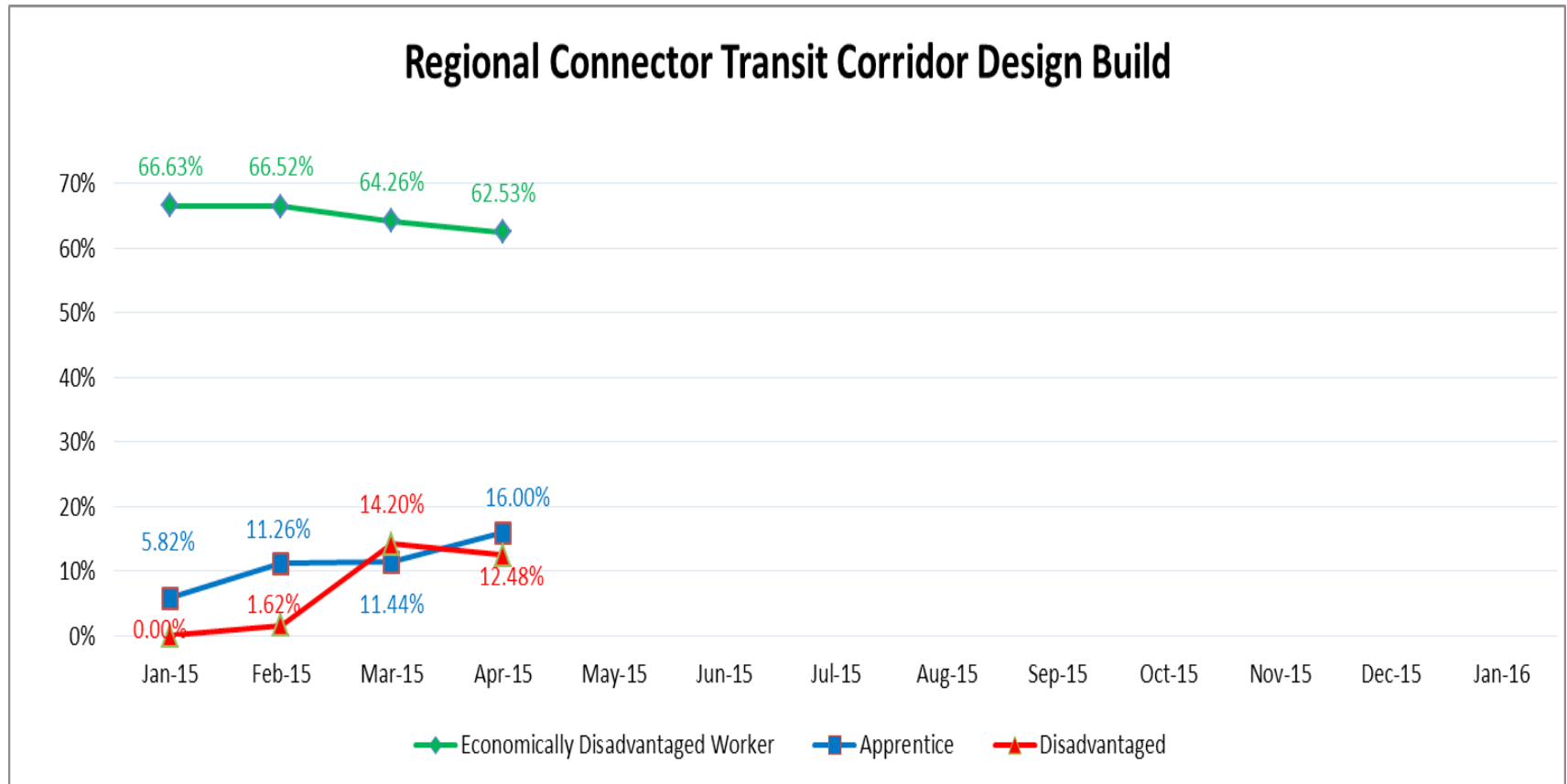
\*Cumulative Hours Through End of Noted Reporting Period - as Reported by Prime Contractor. Data subject to change to reflect updates or audits.



**Metro**



# Regional Connector Transit Corridor Project PLA Targeted Worker Attainment: Prime: Regional Connector Constructors, Joint Venture



\*As Reported by RCC, JV. Data subject to change to reflect updates or audits.

Data reflects a 4 month period

# Regional Connector Advanced Utility Relocations PLA Targeted Worker Attainment: Prime: Pulice

Construction

Report Data Through April 2015

No. of Work Hours*	Targeted Economically Disadvantaged Worker Utilization (%) <b>Goal: 40%</b>	Apprentice Utilization (%) <b>Goal: 20%</b>	Disadvantaged Worker Utilization (%) <b>Goal: 10%</b>
58,155.00	51.63%	21.48%	22.69%
Percentage Project Complete Based on Worker Hours: 58.51%	(rounded)		

## Executive Order 11246 Demographic

### Summary

No. of Work Hours*	African American Utilization	Asian/Pacific Islander Utilization	Caucasian Utilization	Hispanic Utilization	Native American Utilization	Other/ Declined to state	Minority Utilization Goal: 28.3% (rounded)	Female Utilization Goal: 6.9%
58,155.00	1.37%	0.42%	17.58%	80.12%	0.00%	0.51%	81.91%	2.60%

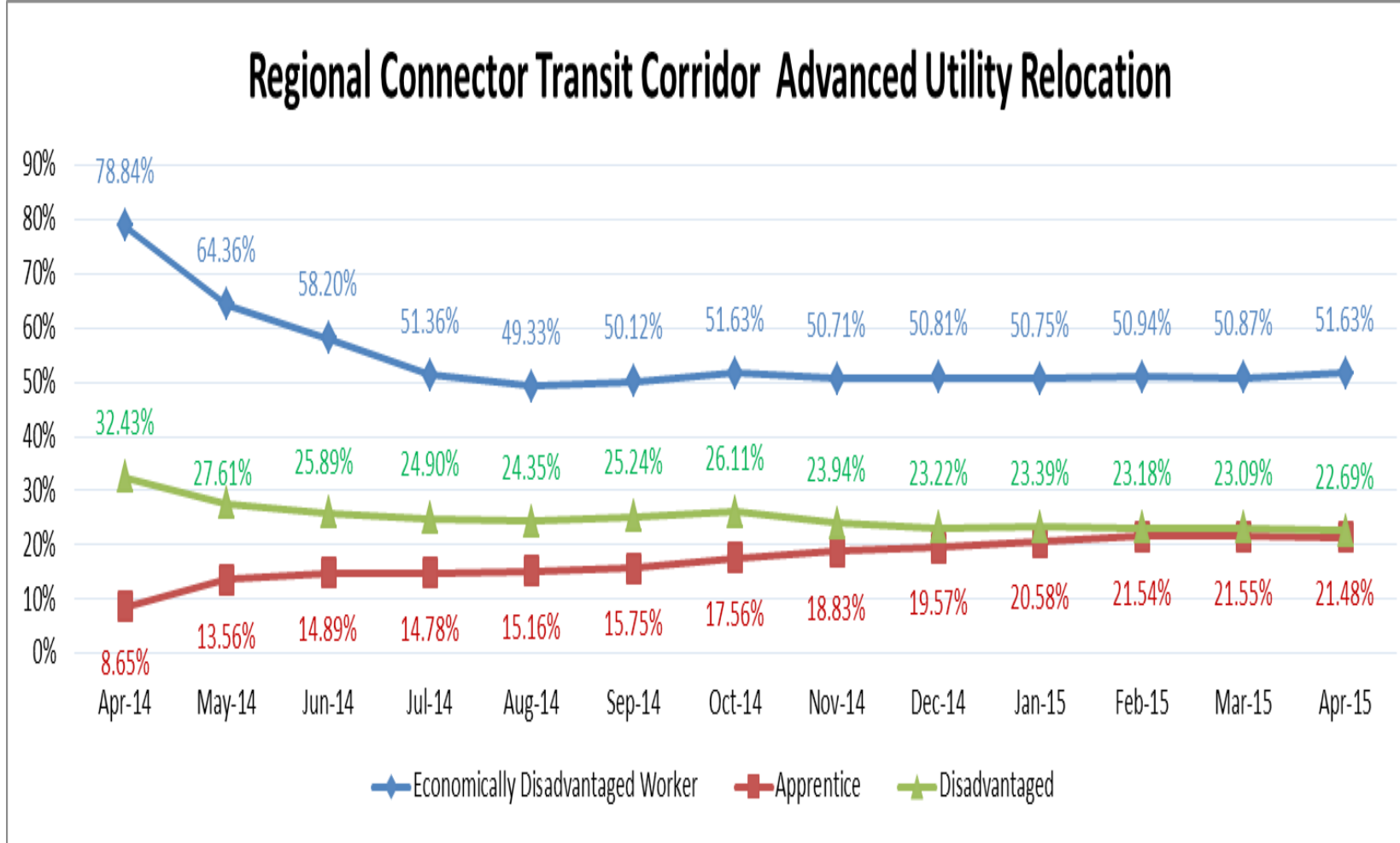
\*Cumulative Hours Through End of Noted Reporting Period - as Reported by Prime Contractor. Data subject to change to reflect updates or audits.



**Metro**

# Regional Connector Advanced Utility Relocations

PIA Targeted Worker Attainment: Prime Pulice



\*As Reported by Pulice Contractor. Data subject to change to reflect updates or audits.  
Data reflects a 13 month period