



Metro

Los Angeles County  
Metropolitan Transportation  
Authority  
One Gateway Plaza  
3rd Floor Board Room  
Los Angeles, CA

## Board Report

---

**File #:** 2016-0078, **File Type:** Oral Report / Presentation

**Agenda Number:** 35.

---

**SYSTEM SAFETY, SECURITY AND OPERATIONS COMMITTEE  
JUNE 16, 2016**

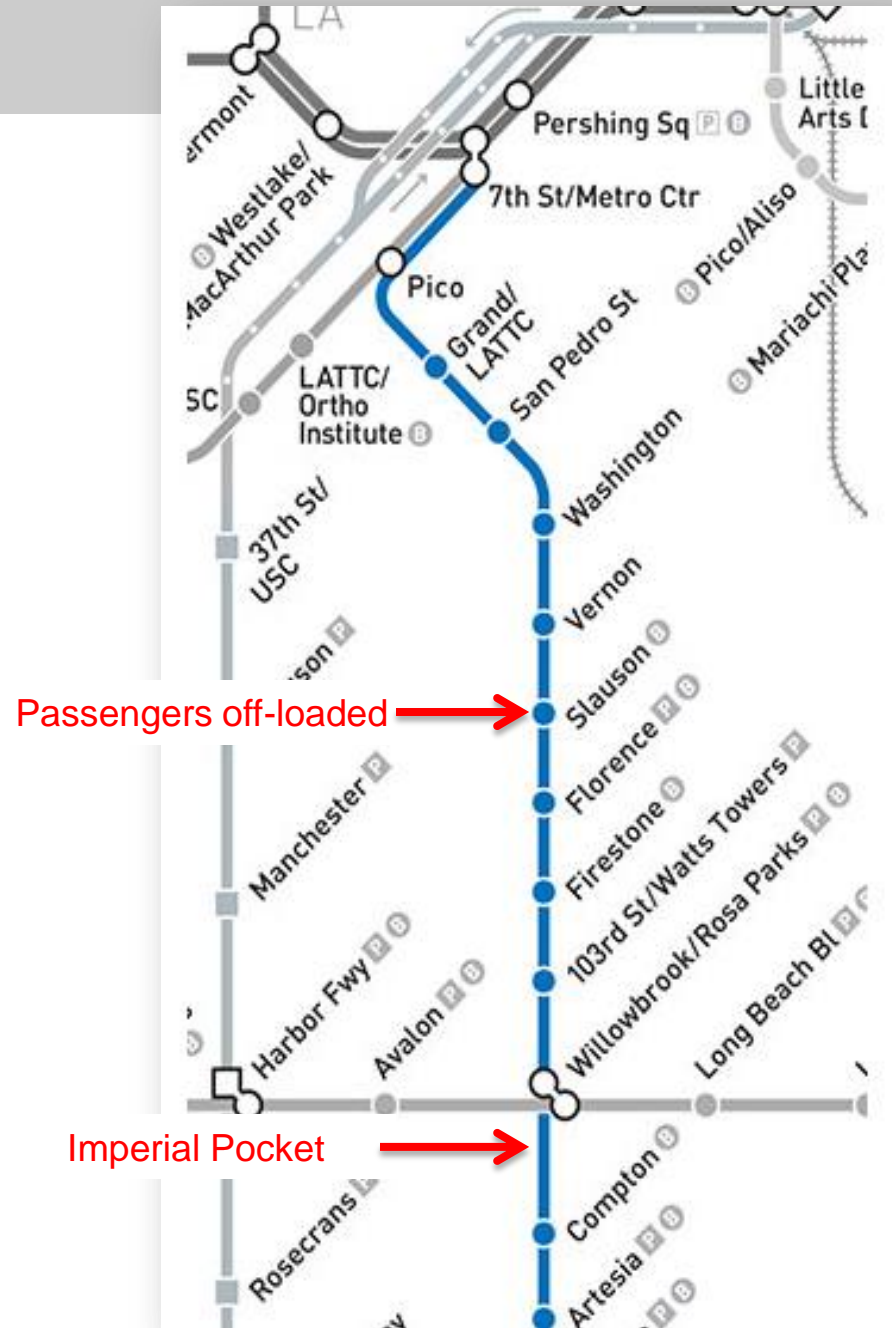
**RECEIVE Oral Report on System Safety, Security and Operations.**

# Blue Line Incident Update June 16, 2016



# Description

- At approximately 5:20PM, Train 111 was proceeding southbound with reoccurring propulsion faults.
- Train 111 off-loaded passengers at Slauson station when smoke was detected and ordered to clear the mainline.
- Train 111 reported to have a C-truck fire as it was being relocated into Imperial Pocket.
- Operations, LAFD, RFS, Safety and Wayside responded to incident.
- Note: No patrons were on board Train 111 at the time of the incident.
- No injuries were reported.



# Response



LAFD  
extinguished the  
fire at 6:15PM

Car 245 C-Truck  
journal bearing  
after the fire




Metro



# Initial Actions

- At approximately 3:00 AM the incident train was stored in the Vehicle Shop with no further issues.
- CPUC on scene on Wednesday, June 15, 2016 to do their work



Damaged Journal Bearing  
with Gearbox Oil

## Initial review of Maintenance Data:


- Last inspection performed on May 17, 2016.
- Change out of C-truck axles on May 24, 2016.
- No other work performed on C-truck for the last 100+ days.



New  
Journal  
Bearing

# Investigation & Analysis

- Damage is contained to the journal bearings, axle and chevron springs.
- Vehicle Engineering is reviewing and correlating maintenance records to determine of cause of failure.
- Wheel and axle set will be disassembled and sent to labs for review and analysis.



Axle and journal bearing sets

# Blue Line System Disruptions & Investments Update June 16, 2016



# Rail Incident Recap

## During FY15 - FY16:

- 20-26% of systemwide rail incidents were related to electrical issues
- 7-13% of systemwide rail incidents were related to the utility providers (SCE/DWP) experiencing power failures
- 32-40% of Metro Blue Line (MBL) incidents were related to electrical issues

## Rail Incidents Recap July 1, 2014 - Present

Fiscal Year	System	# of Incidents	% of Total
FY15	Electrical	25	20.7%
	OCS	6	5.0%
	Other	14	11.6%
	Utility	9	7.4%
<b>FY15 Total</b>		<b>54</b>	<b>44.6%</b>
FY16	Electrical	32	26.4%
	Mechanical	1	0.8%
	OCS	7	5.8%
	Other	11	9.1%
	Utility	16	13.2%
<b>FY16 Total</b>		<b>67</b>	<b>55.4%</b>
<b>Grand Total</b>		<b>121</b>	<b>100.0%</b>

## Blue Line Only

Fiscal Year	System	# of Incidents	% of Total
FY15	Electrical	20	32%
	OCS	4	6%
	Other	3	5%
	Utility	1	2%
<b>FY15 Total</b>		<b>28</b>	<b>44%</b>
FY16	Electrical	25	40%
	OCS	4	6%
	Other	3	5%
	Utility	3	5%
<b>FY16 Total</b>		<b>35</b>	<b>56%</b>



# MBL Power Outages



## MBL power outage causes:

1. Manufacturing and calibration issues related to traction power substations
2. Vulnerability of traction power system utility outages
3. State of Good Repair of traction power underground feeders in Downtown L.A. and in Long Beach



# MBL Station Investments

- **Top MBL Electrical Projects:**
  1. **MBL Traction Power Substation (20 substations)**
  2. **MBL Overhead Catenary System Rehabilitation**
  3. **MBL Rail Replacement & Booting**
  4. **MBL Signal System Rehabilitation**
- **MBL FY17 Investment Levels:**
  - Over \$35M
  - Includes State of Good Repair and safety & security projects

