



Metro

Los Angeles County
Metropolitan Transportation
Authority
One Gateway Plaza
3rd Floor Board Room
Los Angeles, CA

Board Report

File #: 2018-0506, **File Type:** Oral Report / Presentation

Agenda Number: 30.

**OPERATIONS, SAFETY, AND CUSTOMER EXPERIENCE COMMITTEE
SEPTEMBER 20, 2018**

SUBJECT: ORAL REPORT ON CRENSHAW/GREEN LINE OPERATING PLAN

RECOMMENDATION

RECEIVE oral report on Crenshaw/Green Line Operation Plan Motion 40.1 Update.



CRENSHAW/GREEN LINE OPERATING PLAN MOTION 40.1 UPDATE



MOTION 40.1



- Expand ridership estimates to include projected Green Line extension to Torrance
- Add third scenario that gives both ends of the Green Line a one-seat rider to the Expo Line
- Explain pros/cons of each scenario with robust public engagement with local cities, COGs and the community.



CRENSHAW/GREEN LINE

Average Daily Boardings (Weekdays)



Current Ridership

- 1) 5,764 Redondo Segment
- 2) 26,090 Norwalk Segment
- 3) 16,400 Est. Crenshaw + AMC

Projected Ridership with Torrance Extension

- 1) 16,264 Redondo/Torrance
- 2) 26,090 Norwalk Segment
- 3) 16,400 Est. Crenshaw + AMC

Projected Redondo Beach/Torrance ridership is comparable with Crenshaw ridership. Therefore, the Crenshaw operating plan should be reevaluated at least 1 year prior to Green Line Torrance Extension.

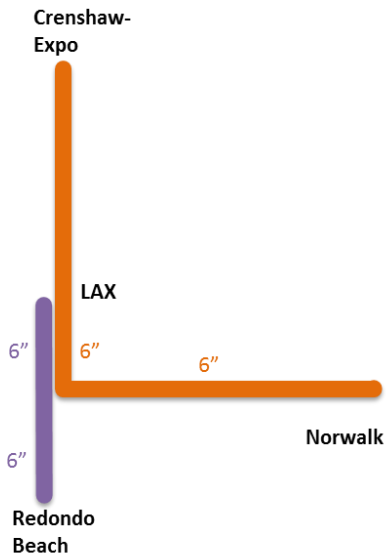


RAIL OPERATIONS SIMULATION



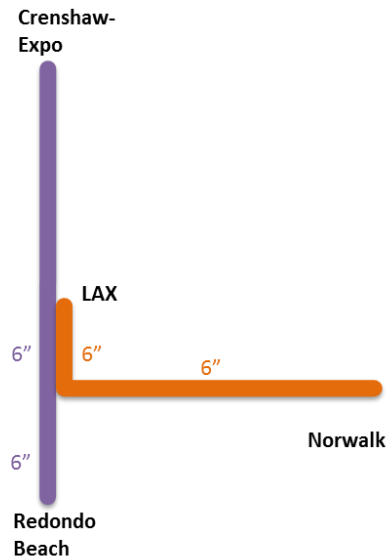
- Task order assigned in early July 2018 to engineering bench contractor to simulate operations of the four alternatives below.
- Simulations completed end of Aug 2018 and shared with stakeholders and communities in September.

Alt C-1: Crenshaw/Norwalk Interline with Redondo Shuttle



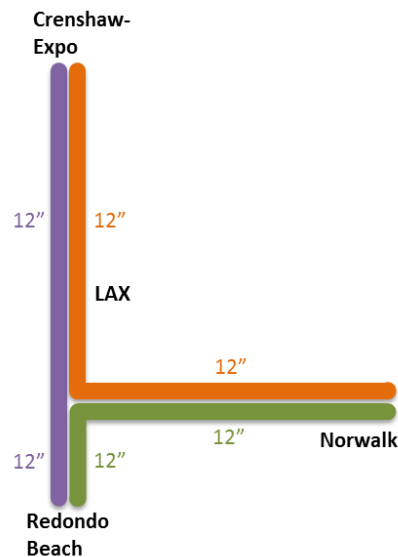
Est. Cars Inc Spares: 54

Alt C-2: Crenshaw/Redondo Interline, Norwalk Shortline



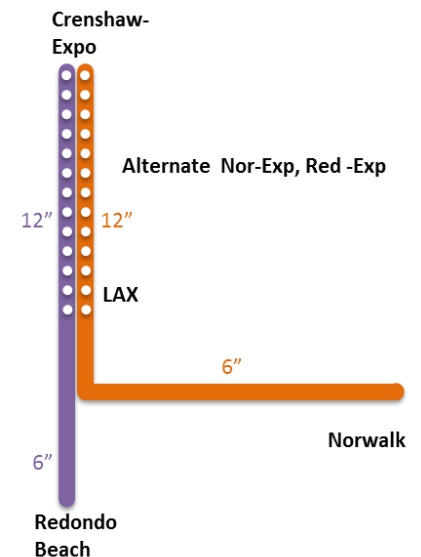
Est. Cars Inc Spares: 52

Alt B-2: Crenshaw/Green Branch



Est. Cars Inc Spares: 48

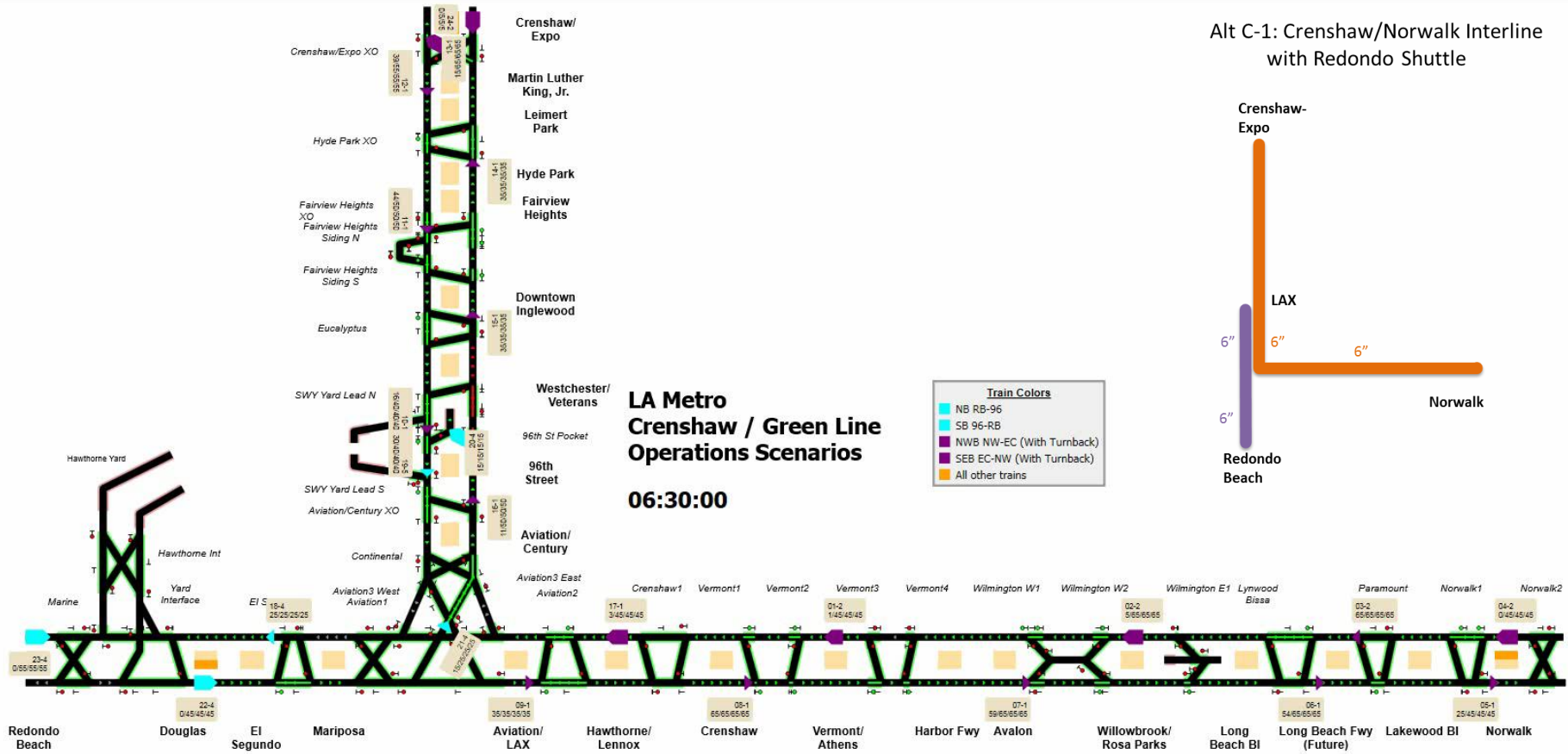
Alt D-1: Alternate Norwalk/Crenshaw, Redondo/Crenshaw



Est. Cars Inc Spares: 54

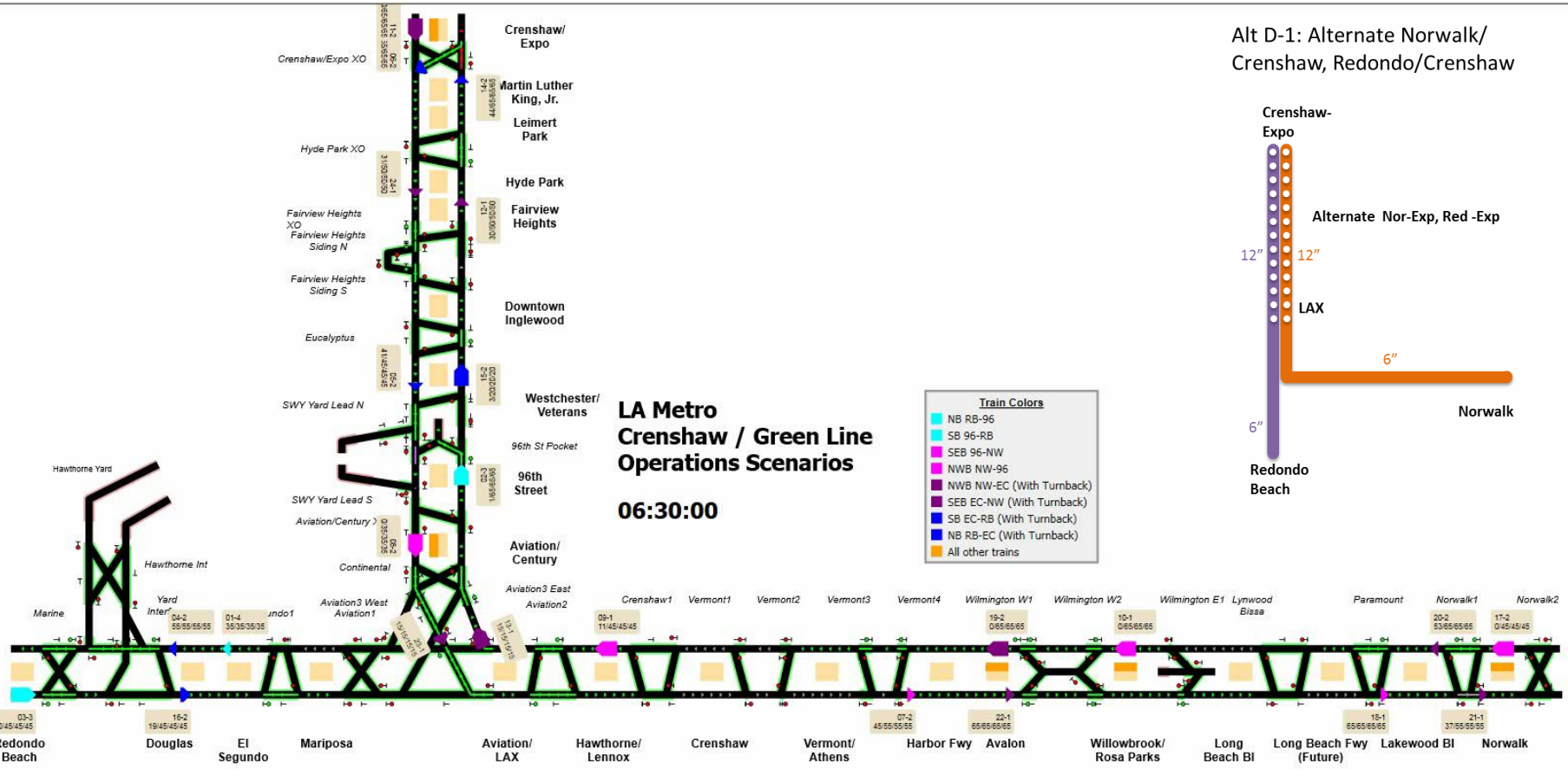
ALT C-1 SIMULATION RESULTS

Every 6 min Norwalk-Expo/Crenshaw and Redondo Beach-LAX

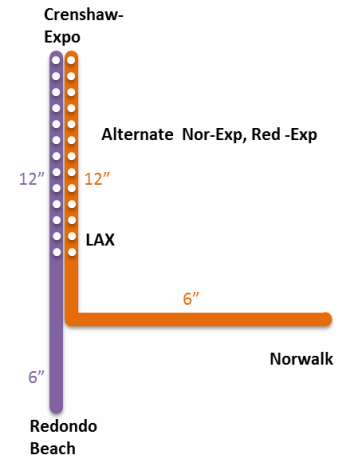


ALT D-1 SIMULATION RESULTS

Every 6 min both branches to LAX
Every 12 min each to Expo/Crenshaw



Alt D-1: Alternate Norwalk/
 Crenshaw, Redondo/Crenshaw



PUBLIC ENGAGEMENT



Councils of Government

Thursday, July 26 - South Bay COG Transportation Committee

Monday, August 13 - South Bay COG Transportation Committee

Wednesday, September 5 - Gateway Cities COG Transportation Committee

September 27 – South Bay COG Board Meeting

Service Councils

Wednesday, September 12 - Westside Central Service

Thursday September 13 – Gateway Service Council

Friday, September 14 - South Bay Service Council

Community

Tuesday, September 25 - Crenshaw Community Leadership Council (CLC)

Monday, September 17 - Public Meeting (Gateway Council of Governments)

Thursday, September 20 - Public Meeting (The Proud Bird - 11022 Aviation Blvd)

Wednesday, September 26 – Public Meeting (Baldwin Hills Crenshaw Mall)

FEEDBACK TO DATE



- 7 meetings held to date
- Stakeholders understand this is a very complex issue with operating constraints at the junction, and headway and consist (train length) limitations
- All service alternatives include trade-offs between transfers and headways
- The preferred plan should maintain enough capacity to accommodate existing Green Line demand
- The Board should prioritize service based on demand, and as demand changes, the service plan should be revisited
- South Bay Cities COG and Gateway Cities COG have requested operational cost estimates associated with each service alternative



Expo/Crenshaw Station

SEPTEMBER 20, 2018