



Metro

Los Angeles County  
Metropolitan Transportation  
Authority  
One Gateway Plaza  
3rd Floor Board Room  
Los Angeles, CA

## Board Report

---

**File #:** 2020-0938, **File Type:** Oral Report / Presentation

**Agenda Number:** 5.

---

**MEASURE M INDEPENDENT TAXPAYERS OVERSIGHT COMMITTEE  
MARCH 3, 2021**

**SUBJECT:** Oral Report on Local Return

**ACTION:** ORAL REPORT

**RECOMMENDATION**

RECEIVE Oral Report on Local Return

# Measure M Local Return

July 2020 update



Susan Richan and Chelsea Meister,  
Local Programming



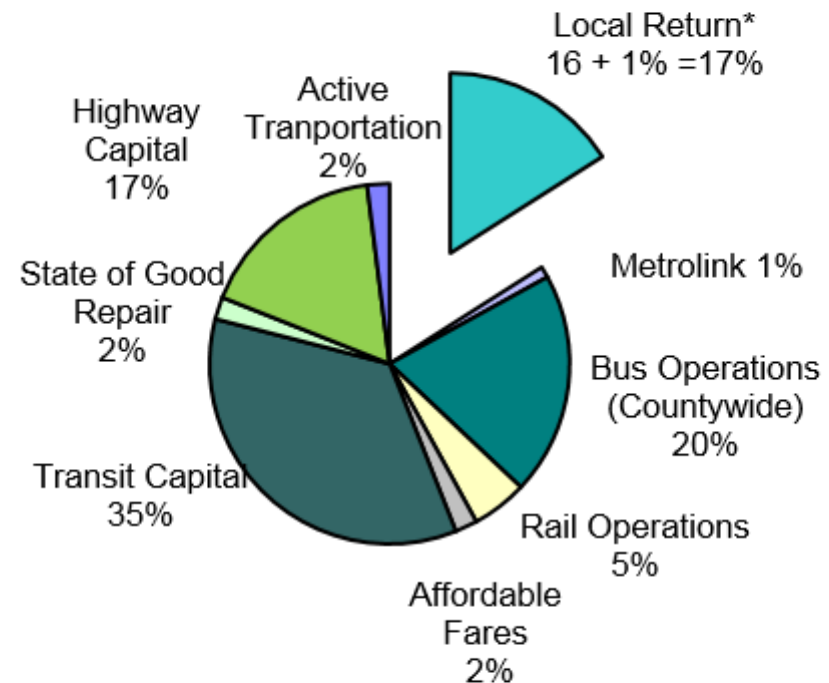
# Local Return (LR) – Measure M

- Measure M (approved in 2016 – funding started FY18)
  - 17% LR share (16% share plus 1% of the 1.5% off the top)
- Requires Assurances and Understanding agreement

- Jurisdictions are audited annually for compliance to **Measure M**  
Data from the LRMS  
(Formerly on the Form M-One and Form M-Two)

Due dates are the same for all LR:  
August 1 (budget) and  
October 15th (expenditures)

## MEASURE M



\*Local Return receives 1% from the 1.5% of the "off the top" Administration



# Local Return Managements System (LRMS) Dashboard



Reporting Fiscal Year  
**2020**

## City of Beverly Hills Local Returns Dashboard

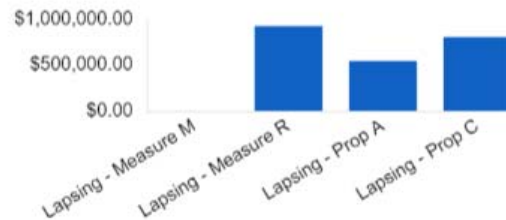
Martha Eros  
3102852542  
meros@beverlyhills.org

### # of Budget Requests

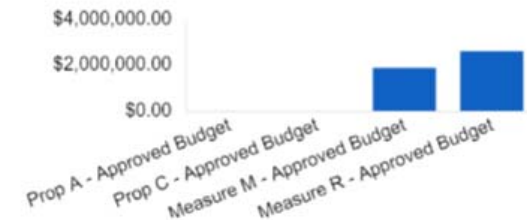


● Total Approved Projects - MM  
● Total Approved Projects - MR

### Lapsing Report



### Budget Requests by Fund Source



### Data Intake Section

[Budget Requests - Measure M](#)

[Budget Requests - Measure R](#)

[Budget Requests - Prop A](#)

[Budget Requests - Prop C](#)

[📄 Enter Budget Requests](#)

[📄 Actuals - \(Measure M\)](#)

[📄 Actuals - \(Measure R\)](#)

[📄 Actuals - \(Prop A\)](#)

[📄 Actuals - \(Prop C\)](#)

### Reports Section

[📄 Budget Report for Dashboard](#)

[📄 Lapsing Report - Beverly Hills](#)

[📄 City of Beverly Hills- TDA3](#)

[📄 8/1/2021 - Project Status Update](#)

# LRMS – Details

- Phase 1 of LRMS rollout has been completed
- The LRMS went live on September 1<sup>st</sup> 2020 and responses from cities have been overwhelmingly positive
- Cities entered their “Project Status Update” and “Actuals” forms in the LRMS for the FY20 Audit
- Cities continue to enter their budget requests and TDA3 claims for FY21
- Many enhancements and improvements are coming within the next year

# LRMS – Future Enhancements coming

- Capital Reserve compatibility and enhancement
  - Currently capital reserves function like old any other projects
- Audit section
  - Cities and staff can view audit findings in one clean and cohesive place
  - Auditors will eventually be given viewer-only access to the LRMS
- Revenue Summary Form (taken and improved from Measure M Form 2)
- Date Tracking for Actuals & 8/1 Reporting of Budget carry over
- Improvements to PowerBI reporting tool

# FY21 Measure M Project Budget Breakdown – LRMS

**Approved Budget 2021**

**\$365,424.33K**

**Total No of Projects in 2021**

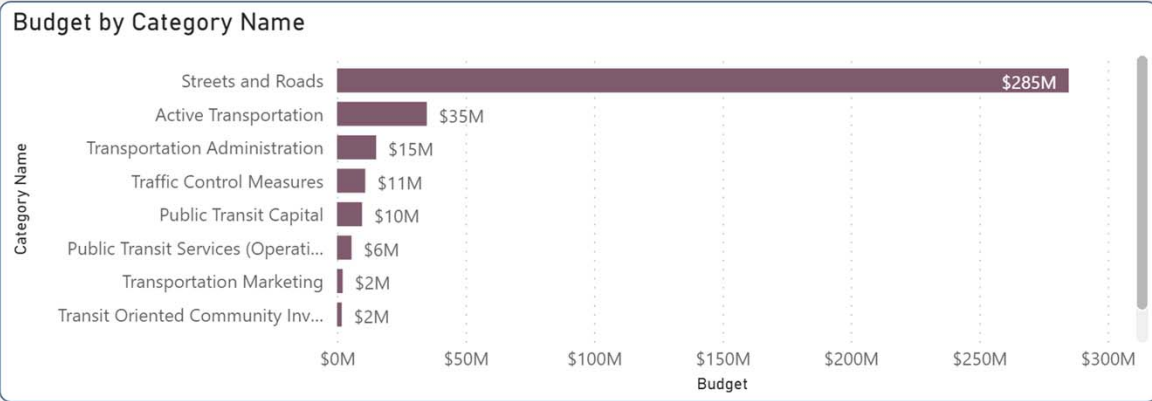
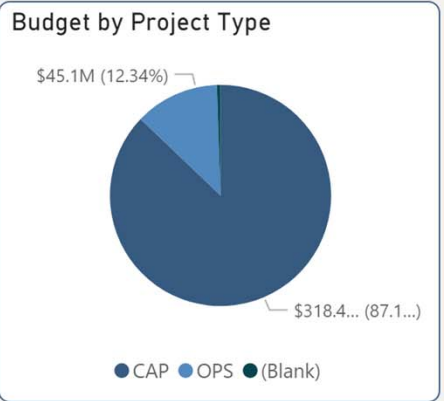
**0.55K**

Fiscal Year  
2021

Category Name  
All

Sub-Category  
All

Project Type  
All

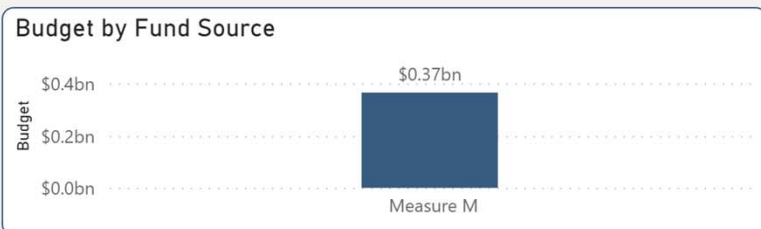
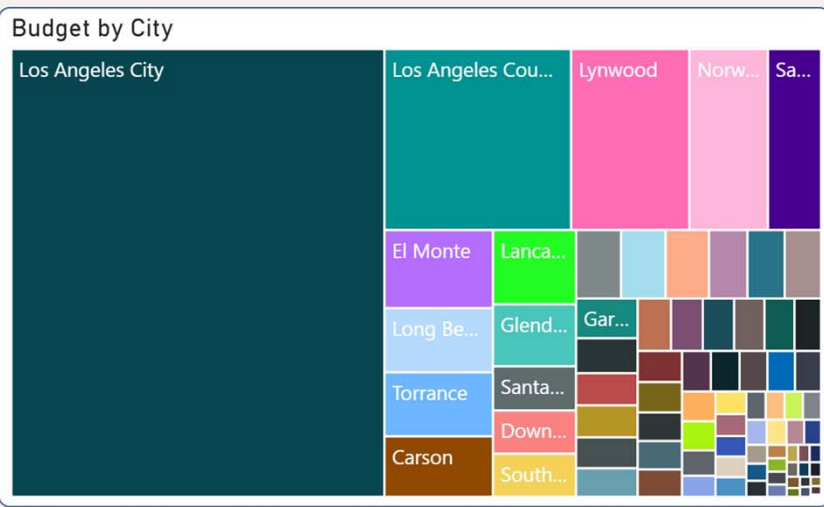


Fund Source  
Measure M

Subregion  
All

Board Member  
All

City  
 Search  
 Agoura Hills  
 Arcadia  
 Avalon  
 Azusa



THANK YOU!

## Questions?

Susan Richan

[richans@metro.net](mailto:richans@metro.net)

(213) 922-3017

Chelsea Meister

[meisterc@metro.net](mailto:meisterc@metro.net)

(213) 922-5638

