



Metro

Los Angeles County
Metropolitan Transportation
Authority
One Gateway Plaza
3rd Floor Board Room
Los Angeles, CA

Board Report

File #: 2021-0041, **File Type:** Oral Report / Presentation

Agenda Number: 3.

**INDEPENDENT CITIZEN'S ADVISORY AND OVERSIGHT COMMITTEE
FEBRUARY 23, 2021**

SUBJECT: RECEIVE Oral Report on Local Return

ACTION: ORAL REPORT

RECOMMENDATION

Oral Report on Local Return

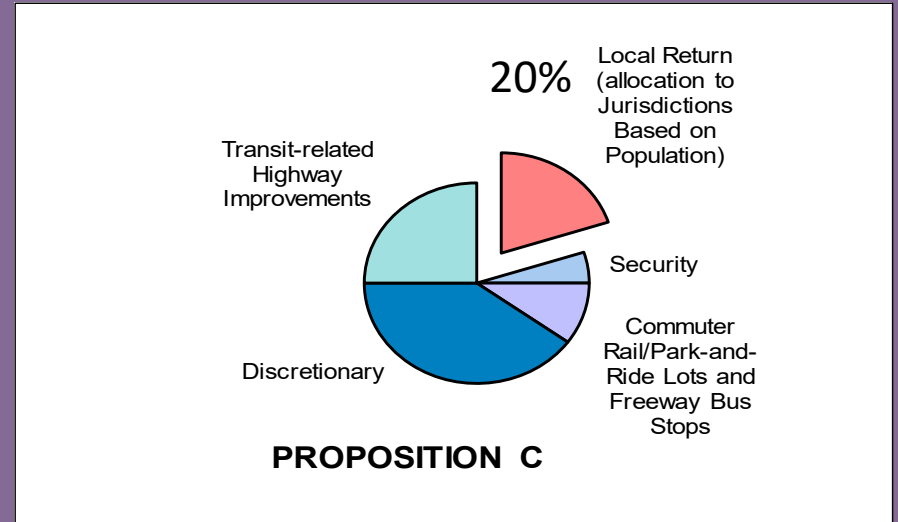
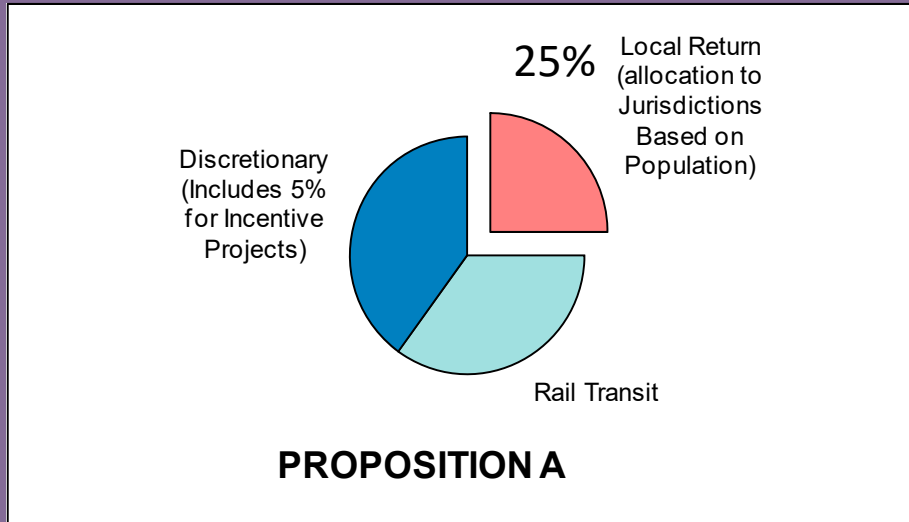
Prop A and Prop C Local Return – FY21 Projects

February 23, 2021



Prop A and Prop C Fund Apportionment

Local Return County/City shares are based on population tables from Dept. of Finance



Prop A (approved in 1980)
25 % LR share to be used exclusively to benefit public transit

Prop C (approved in 1990)
20% LR share to benefit public transit and transit related projects such as street improvements

Local Return Management System (LRMS)

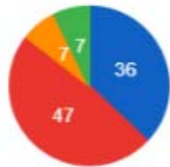


Reporting Fiscal Year
2021

City of Long Beach Local Returns Dashboard - 2021

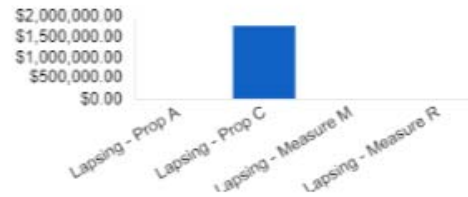
Rachel Junken
5625706173
rachel.junken@longbeach.gov
Transportation Programs Planner, Public

of Budget Requests

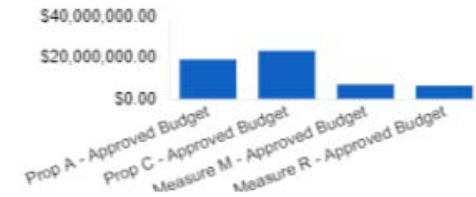


- Total Approved Projects - PA
- Total Approved Projects - PC
- Total Approved Projects - MM
- Total Approved Projects - MR

Lapsing Report



Budget Requests by Fund Source



Data Intake Section

- Enter Budget Requests
- Actuals Entry - (Prop A)
- Actuals Entry - (M)
- City of Long Beach- TDA3
- Actuals Entry - (Prop C)
- Actuals Entry - (R)
- 8/1/2020 - Project Status Update

Reports Section

- [Budget Requests - Prop A](#)
- [Budget Requests - Measure M](#)
- Budget Report for Dashboard
- [Budget Requests - Prop C](#)
- [Budget Requests - Measure R](#)
- Lapsing Report - Long Beach

Historical Reports

- Historical Data: Budget and Actuals

FY21 Prop A Project Budget Breakdown – LRMS

Approved Budget 2021

\$1,404,658.6K

Total No of Projects in 2021

0.84K

Fiscal Year
2021

Category Name
All

Sub-Category
All

Project Type
All

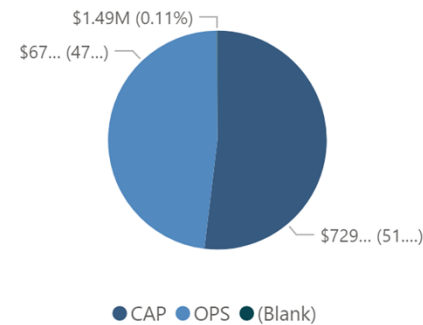
Fund Source
Proposition A

Subregion
All

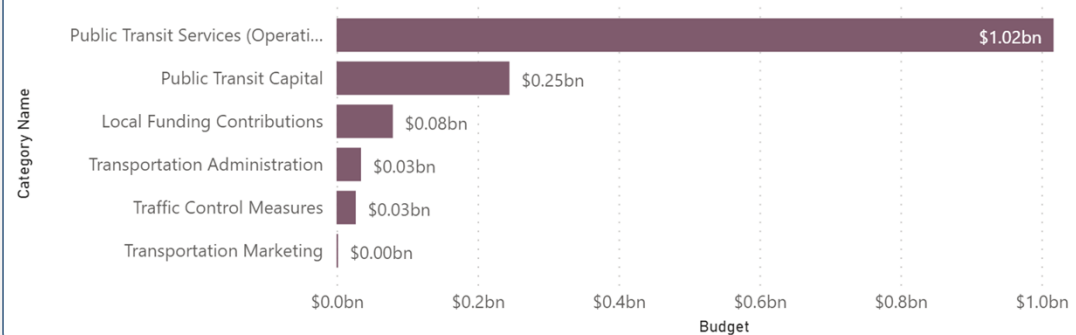
Board Member
All

City
Search
 Agoura Hills
 Arcadia
 Avalon
 Azusa

Budget by Project Type



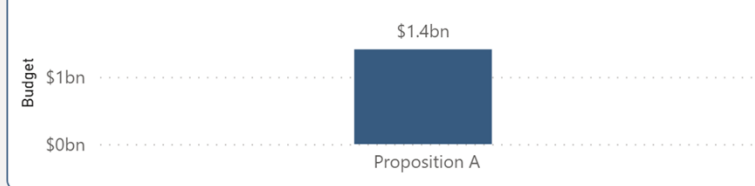
Budget by Category Name



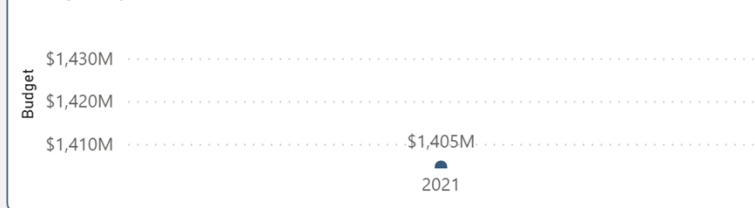
Budget by City



Budget by Fund Source



Budget by Fiscal Year



FY21 Prop A Project Budget Breakdown – LRMS

Approved Budget 2021

\$469,375.7K

Total No of Projects in 2021

0.81K

Fiscal Year: 2021

Category Name: All

Sub-Category: All

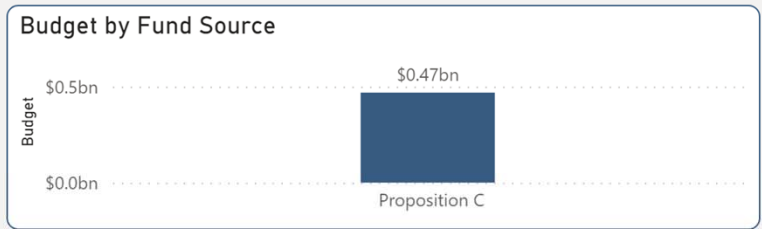
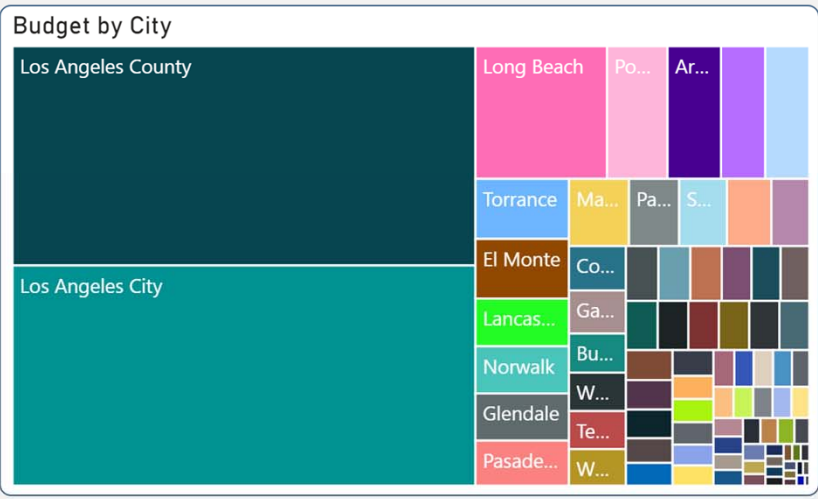
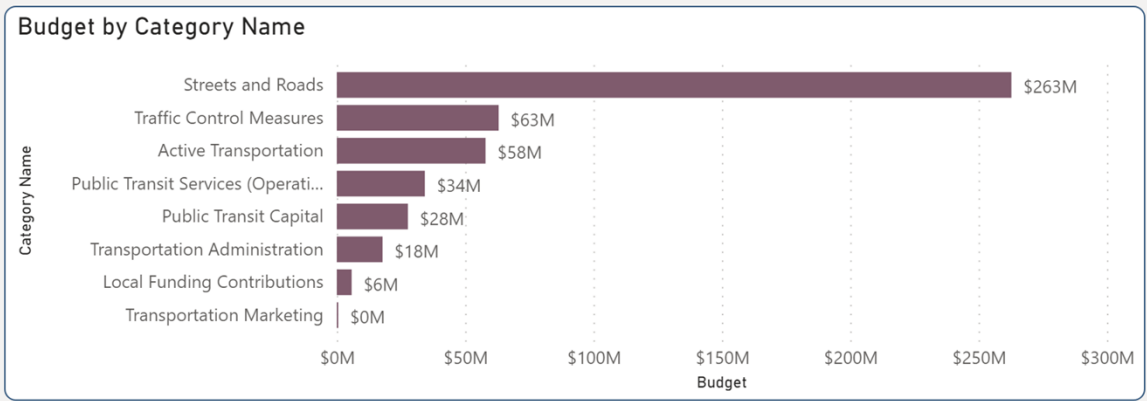
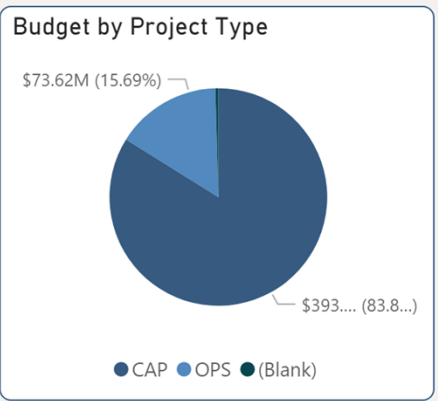
Project Type: All

Fund Source: Proposition C

Subregion: All

Board Member: All

City: Search
 Agoura Hills
 Arcadia
 Avalon
 Azusa



City of Arcadia

Huntington Drive Rehabilitation Improvements

1. The project included the following streets:
 1. Huntington Drive - Santa Clara Street to Fifth Avenue
 2. Santa Anita Avenue - Huntington Drive to Santa Clara Street
 3. Santa Clara Street - Huntington Drive to Santa Anita Avenue
 4. Duarte Road - Santa Anita Avenue to First Avenue


2. The project included:
 1. a full grind and overlay of all streets
 2. removal and replacement of portions of sidewalk, curb and gutter, and corner ramps
 3. installation of infiltration wells
 4. minor landscaping
 5. repairs and electrical service lines for decorative lighting in the center medians.
3. The total construction cost was \$1,796,000, with approximately \$1,100,000 paid for with Proposition C funds.



Metro

City of Arcadia

Huntington Drive Rehabilitation Improvements cont.



City of Avalon

Avalon Transit Services – Fare Subsidy



Metro

City of Baldwin Park

Maine Ave and Pacific Ave Complete Streets Project Ph. 2



City of Burbank

Burbank Bus Operating – Metrolink Shuttles



Metro®

City of Claremont

Claremont Get About



City of Claremont

Claremont Dial-A-Ride



City of Compton

Bus Acquisition – 3 new Cutaway ADA Buses for Dial-A-Ride and Fixed Route Serv



Metro

City of Diamond Bar


Diamond Bar Lemon Avenue Quiet Zone - design underway



Metro

City of Diamond Bar

Battery Back Up Project – completed



Metro®

City of Diamond Bar

Grand/Golden Springs Intersection Improvement –Construction to begin in Feb. 2021

GRAND AVENUE/GOLDEN SPRINGS



IMPROVEMENTS



Metro

City of El Monte

Dial-A-Ride



Metro

City of El Monte

Commuter Shuttle



Metro

City of El Monte

Fixed Route – Walkthrough Trolley Station



Metro


City of Hawthorne

Prairie Ave Traffic Signal Upgrade



City of Hawthorne

#20-05 Street Improvement Project



Metro

City of Lawndale

Inglewood Street Improvement Project



Metro

City of Long Beach

Del Amo Blvd between WCL and Long Beach Blvd



Metro

City of Long Beach

Magnolia Avenue between Spring Street and Wardlow Road



Metro

City of Long Beach

Queensway Highway between Harbor Plaza and Queensway Underpass



Metro

City of Lynwood

Traffic Signal Upgrade



Metro

City of Pasadena


Pasadena Transit – Community Circulator



Metro


City of Pico Rivera

Bus Stop Landing at Rosemead and Coffman – Pico Road (Before)



City of Pico Rivera


Bus Stop Landing at Rosemead and Coffman – Pico Road (After)



Metro

City of Santa Clarita


Vista Canyon Multimodal Center



Metro

City of Santa Clarita

Signal Sync and ITS – Video Detection and Loop Detectors



Metro

City of Torrance

Sepulveda Blvd Rehab (Hawthorne to Western) Project



Metro

City of Torrance

Arterial Pavement Improvement Program



Metro®

City of Walnut

Bus Pad Project



Metro®



Metro®