



Metro

Los Angeles County  
Metropolitan Transportation  
Authority  
One Gateway Plaza  
3rd Floor Board Room  
Los Angeles, CA

## Board Report

---

**File #:** 2021-0262, **File Type:** Oral Report / Presentation

**Agenda Number:** 3.

---

**MEASURE M INDEPENDENT TAXPAYERS OVERSIGHT COMMITTEE  
JUNE 2, 2021**

**SUBJECT:** Oral Report on Budget

**ACTION:** ORAL REPORT

**RECOMMENDATION**

RECEIVE Oral Report on Budget

# Fiscal Year 2022 Proposed Budget

Measure M Taxpayer Oversight Committee



May 2021

# AGENDA

- FY22 Proposed Budget
- FY22 Resources Summary
- Program Highlights
  - ❑ Transit /Highway Construction Expansion
  - ❑ Regional Rail
  - ❑ Operations & Maintenance
  - ❑ State of Good Repair ( SGR)
  - ❑ Congestion Management
  - ❑ Other Mobility Initiatives
  - ❑ Regional Subsidies Funding
  - ❑ Oversight/Debt Services
- Measure M Overview
- Questions?

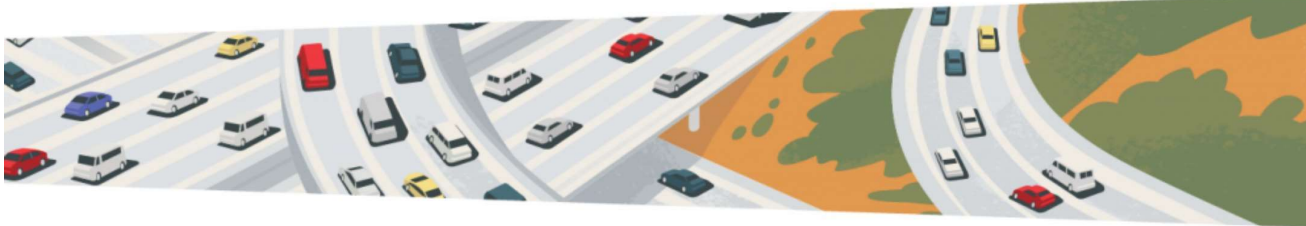


## FY22 Proposed Budget

# Road to Recovery: Equity, Restoration and Service Enhancement



Bus & Rail Service Restoration



Implementation of NextGen



One-seat rides with Crenshaw/LAX & Regional Connector



Customer Experience

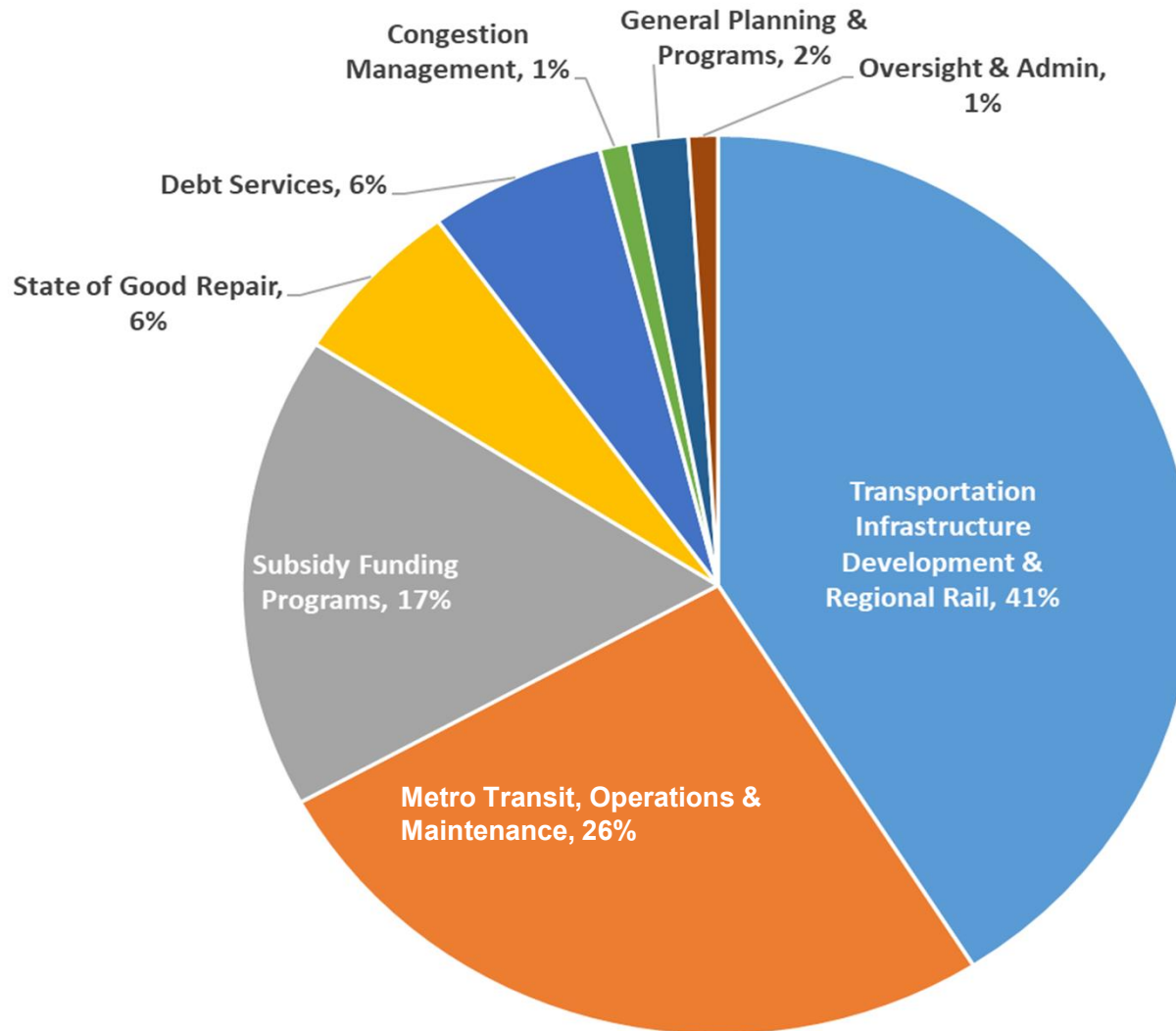


Equity & Race Lens

New Security Model

# FY22 Proposed Budget: \$8.0B

Preliminary Estimates



FY22 Budget: Expenditures as a % total

# Federal Stimulus Funding



## Coronavirus Response & Relief Supplemental Appropriations Act (CRRSAA)

	Metro Board Adopted CARES Act Allocation	Distribution %	Adopted	Proposed	CRRSA Act Allocation Proposed Total
			CRRSA Act Allocation Round 1	CRRSA Act Allocation Round 2	
Metro	\$ 747,358,876	74.8794%	\$ 587,592,479	\$ 94,952,366	\$ 682,544,845
Municipal Operators *	124,128,084	12.4366%	97,592,644	15,770,543	113,363,187
Eligible Operators*	23,846,507	2.3892%	18,748,728	3,029,712	21,778,440
Tier 2 Operators	4,534,038	0.4543%	3,564,775	576,052	4,140,828
Metrolink	56,432,000	5.6540%	44,368,268	7,169,717	51,537,985
Access Services	33,500,000	3.3564%	26,338,549	4,256,194	30,594,742
Regional Paratransit/Vol. Reporters	8,284,094	0.8300%	6,513,164	1,052,499	7,565,663
	<b>\$ 998,083,598</b>	<b>100.0000%</b>	<b>\$ 784,718,607</b>	<b>\$ 126,807,083</b>	<b>\$ 911,525,690</b>

Note: For comparison, the CARES Act Allocation excludes funds appropriated directly to agencies - \$69,924,688.

\* Foothill BSCP Included in Municipal Operators

- The SCAG Regional Council approved the distribution of a total of \$911.5 million, in two separate rounds (Round 1 and Round 2) to Los Angeles County.
- Providing relief funding to transit operators throughout LA County
- CRRSAA funding will be used to support the Metro Transit Program augmenting bus and rail eligible funds.



# Transit Infrastructure Program: \$2.5B

## Major Transit Construction and Transit Planning Projects



### Transit Construction:

- Crenshaw/LAX, Regional Connector project & Westside Subway Purple Line Ext (PLE) Sections 1, 2 & 3 continue construction progress & systems testing
- Airport Metro Connector begin construction phase
- Gold Line Foothill Extension 2B major construction continues
- G Line (Orange) Line Bus Rapid Transit Improvements begins major construction
- East San Fernando Valley LRT



### Transit Planning:

- Sepulveda Corridor: predevelopment work to explore monorail and heavy rail
- West Santa Ana Branch: continued development of Public Private Partnerships
- Eastside Extension Phase 2: environmental and advanced conceptual engineering
- North San Fernando Valley BRT: continue environmental review
- BRT Connector B (Red)/G (Orange) to L (Gold): finalize environmental review
- Crenshaw Northern Extension: continue environmental review
- C Line (Green) Extension: continue draft environmental process



# Highway Program: \$480M

Major Highway Projects in construction and design



## Highways:

- I-5 North County HOV expansion will ramp up construction activities
- Ongoing construction for I-5N & I-5S segments
- SR-57/SR-60 Interchange Improvements complete Final Design
- SR-71 Gap (south segment) will ramp up construction activities
- Fund Sub Regional Operational Improvement projects for:
  - South Bay I-405, I-110, I-105 & SR-91 Ramp & Interchange Improvements
  - Gateway Cities I-605, SR-91, I-405 Corridor Hot Spots
  - Gateway Cities I-710 South & Early Action projects
  - North County SR-138 Capacity Enhancements
  - Arroyo Verdugo & Las Virgenes/Malibu





# Regional Rail: **\$109.6M**



## Regional Rail \$109.6M

FY22 Budget Supports completion of ROW acquisition & construction for:

- Link Union Station
- Rosecrans & Marquardt Grade Separation
- Brighton to Roxford
- Lone Hill to CP White double line tracking
- Doran Street Grade Crossing
- High Desert Corridor Rail Service Study
- Antelope Valley Enhancements Environmental Study

Metro is committed to supporting Metrolink's commuter rail ops & SGR/Capital program



# Transit Operations & Maintenance: \$2.1B



# State of Good Repair (SGR): **\$442M**



## Bus Purchases

Near zero-emission CNG buses  
Zero-emission electric buses and infrastructure

**\$59M**



## Rail Car Purchases

Light Rail  
Heavy Rail  
For replacement and expansion

**\$92M**



## Rail Vehicle Maintenance

Light Rail -  
Modernization for P2000 cars  
Heavy Rail -  
Modernization of A650 cars

**\$90M**



## Wayside Systems

Track maintenance  
Repair/replacement of signals, switches, and circuits

**\$77M**



## Other

Facilities Maintenance  
Bus Maintenance  
Regional & Hubs  
Technology  
Non-Revenue Vehicles/Other SGR

**\$124M**

# Congestion Management: \$104.7M



## Congestion Management

- ExpressLanes Operations, Maintenance, and Enforcement
- Freeway Service Patrol
- Call Box Program
- Regional Integration of Intelligent Transportation System(RIITS)
- 511 Traveler Information
- Rideshare Services
- I-10 Pilot, Occupancy Detections System



## Other Corridor Programs

- Bus service enhancement (Metro, Foothill Transit, Gardena Transit, Torrance Transit)
- ExpressLanes Revenue Reinvestment Grant Program
- I-10 ExpressLanes Extension Alternative Study

# Other Mobility Initiatives: \$172M

## Planning and Development



### Active Transportation - \$37M

- Bike Share, Bike Programs, and Bike Paths

### Grants & Project Planning - \$31M

- Grants, Planning, and Transit Court

### Property & Parking Maintenance - \$45M

- Maintenance for Union Station, Parking Facilities, and Other Properties

### System Connectivity - \$17M

- System Connectivity Programs and First/Last Mile Connections

### Community Development - \$22M

- Transit Oriented Communities (TOC), Joint Development Projects, and Public-Private-Partnerships (P3's)

### Art & Sustainability - \$20M

- Art, Design, and Sustainability Projects



# Regional Subsidy Funding: **\$1.38B**



Subsidy Program is funding that passed through Metro to regional partners to address transportation needs at the local level.



\$686M - Local Return to 88 cities and County of Los Angeles for transit and mobility improvements



\$437M - Regional Transit – Municipal Operators, Paratransit/Dial-A-Ride  
\$123M - Access Services – ADA mandated paratransit service



\$119M - Regional Federal grants - TOD Planning, Open Streets, Regional TSM/TDM Grants, Active Transportation Bike Infrastructure, Wayfinding



\$15M - Fare Assistance - LIFE Program provides transportation assistance to low-income individuals of LA County


# Oversight/Admin & Debt: **\$582.6M**



## **Debt Service Cost \$512.9M**

Anticipated following projects will use debt proceeds in FY22:

- Blue Line Track & System Refurbishment
- Regional Connector
- Westside Subway Ext. Sec. 1 & 2
- Alameda Corridor East
- Sepulveda Pass Transit
- I-5, I-710, SR-170, SR-710, Other Hwy and MM/MR Projects



## **Oversight & Admin \$69.7M**

Investments in:

- Racial justice
- Equity
- Climate action
- Reimagination of LA County's transportation network

# Measure M – FY22 Budget



## Estimated Resource Availability

Measure Category	Estimated Revenue (000's)
Administration (1.5%)*	\$4,325.0
Local Return (16%)*	144,974.0
ADA Paratransit/Fare Subsidy (2%)	17,041.0
Transit Construction (35%)	298,208.0
Regional Rail (1%)	8,520.0
Metro SGR (2%)	17,041.0
Active Transportation (2%)	17,041.0
Highway Construction (17%)	144,844.0
Metro Rail Operations (5%)	42,601.0
Countywide Bus Operations (20%)	170,405.0
<b>Current Year Revenues</b>	<b>\$865,000.0</b>
Carryforward Fund Bal	379,323.5
<b>Total Funding Available</b>	<b>\$1,244,323.5</b>



\*Reflects transfer of 1% Administrative Fund to Local Return



# Measure M – FY22 Budget



## Estimated Resource Utilization

FY22 Funding Demand by Program	(000's)
Debt Service*	406.2
General Planning & Programs	19,068.6
Metro Transit - Operations	164,123.9
Metro Transit - SGR	26,667.6
Overhead, Oversight, Admin	5,395.1
Regional Rail	9,846.3
Subsidy Funding Programs	236,114.5
Transportation Infrastructure Development	547,761.7
<b>TOTAL FY22 Funding Demand</b>	<b>1,009,383.8</b>
<b>Changes in Fund Balances</b>	<b>(136,954.8)</b>
<b>Ending Fund Equity</b>	<b>234,939.7</b>

\*Prior to the issuance of any debt obligation, Committee approval will be sought