



Board Report

File #: 2021-0787, **File Type:** Informational Report

Agenda Number: 23.

OPERATIONS, SAFETY AND CUSTOMER EXPERIENCE COMMITTEE

JANUARY 20, 2022

SUBJECT: MONTHLY UPDATE ON TRANSIT SAFETY AND SECURITY PERFORMANCE

ACTION: RECEIVE AND FILE

RECOMMENDATION

RECEIVE AND FILE Transit Safety and Security Report.

ISSUE

As of June 2021, Metro System Security & Law Enforcement (SSLE) revised and updated the performance data to improve accuracy and details related to KPIs for its multi-agency law enforcement deployment strategies provided by the Los Angeles Police Department (LAPD), Los Angeles County Sheriff's Department (LASD), and Long Beach Police Department (LBPD). To avoid discrepancies related to crime reclassifications and maintain consistency with contract terms and conditions, SSLE will have all data submitted by the 15th of every month. This will provide ample time for staff to review, thereby providing the Board with complete and accurate data.

BACKGROUND

The following sections provide data, trends, and updates on SSLE initiatives to help improve public safety on the Metro system.

DISCUSSION

LAW ENFORCEMENT CONTRACT COMPLIANCE

Technical Review

The SSLE Administration and Compliance Unit continues to verify that all field Officers/Deputies on duty are tapping their Metro-issued badges at all TAP machines when patrolling Metro buses, trains, and rail stations/corridors to ensure high visibility and accountability for our contracted law enforcement services.

Upon reviewing the sample size from October 2021 and supporting information provided by law enforcement partners, it was determined that the Officers/Deputies from the daily deployment schedule served at their respective details and are compliant with the contract.

Community Policing Updates

As part of Metro’s Community Safety Partnerships, each contracted agency hosts its own community policing events. The following events took place in November and December:

LAPD Transit Services Division

DATE	LOCATION	EVENT	APPROX. ATTENDANCE	DESCRIPTION
11/3/2021	North Hollywood Station	NoHo Redevelopment Project Meeting	10	Community discussion on current crime challenges, homeless issues/concerns
12/14/2021	Chatsworth	Hope of the Valley Toy Giveaway	50	Toy Giveaway at Hope of the Valley Shelter near Chatsworth Station



LASD Transit Services Bureau

DATE	LOCATION	EVENT	APPROX. ATTENDANCE	DESCRIPTION
11/14/2021	APU/Citrus Station	Special Olympics Torch Run	20	Run from APU/Citrus to Irwindale to support Special Olympics
11/16/2021	Norwalk Station	Coffee with a Deputy	25	Community engagement pop-up
11/17/2021	Willowbrook/ RP Station	Stand Against Hate	25	Community engagement/dialogue to support LA Anti Hate Week
11/30/2021	Willowbrook/ RP Station	Coffee with a Deputy	25	Community engagement pop-up
12/14/2021	El Monte Station	Coffee with a Deputy	30	Community engagement pop-up
12/16/2021	Duarte Station	Fentanyl Awareness	100	Pop-up to provide HS students handouts on fentanyl awareness
12/17/2021	South Pasadena Station	Polar Express Toy Distribution	N/A	Toy Giveaway to Huntington Hospital and Pasadena Women Shelter
12/21/2021	Atlantic Station	"Where's the Santa Deputy" Toy Giveaway	50	Toy Giveaway to children in East LA / Atlantic Station area
12/21/2021	Willowbrook/ RP Station	TSB SAU Toy Giveaway	250	Toy giveaway at station to children in partnership w/ local church



LBPD Metro Transit Detail

DATE	LOCATION	EVENT	APPROX. ATTENDANCE	DESCRIPTION
11/6/2021	Long Beach	Shop with a Cop	100	LBPD Metro Detail officers participated in event to provide clothing and school supplies to needy children.
12/15/2021	DTLB Station	Coffee with a Cop	20	Community engagement pop-up
12/16/2021	Long Beach	LBPD Motor Patrol Association Toy Giveaway	50	LBPD Metro Detail officers participated in toy giveaway event.

METRO TRANSIT SECURITY (MTS)

Quality Service Audits

For October, MTS completed twenty-four (24) Quality Service Audits (QSA). MTS Supervisors contacted eleven (11) external partners, nine (9) internal partners, and four (4) patrons to gain feedback on the performance of our officers. Those surveyed gave ratings ranging from "meets," "exceeded," and "greatly exceeded" expectations for the services rendered by Transit Security Officers (TSOs).

For November, MTS completed fifteen (15) QSAs. MTS Supervisors contacted four (4) external partners, two (2) internal partners, and nine (9) patrons to gain feedback on the performance of our

officers. Those surveyed gave ratings of "meets," "exceeded," and "greatly exceeded" expectations for the services rendered by TSOs.

Training

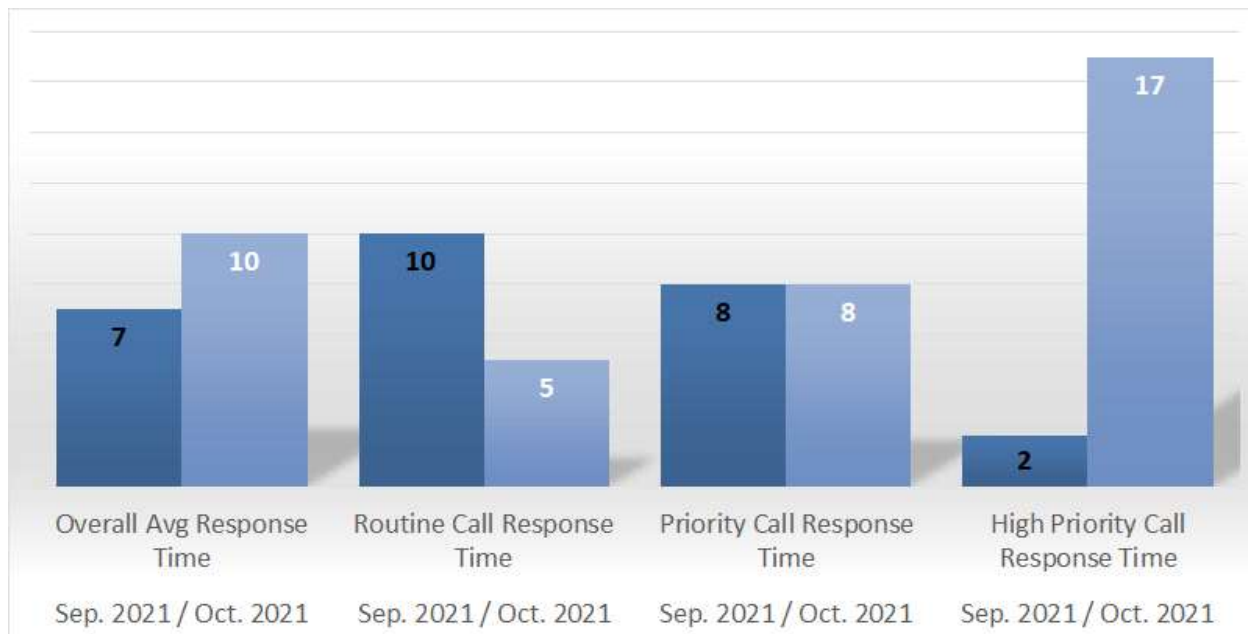
SSLE's full-time training unit completed a Metro Academy Program (MAP) training academy for four (4) new recruits. The MAP is comprised of in-house security training and Metro-mandated training. All recruits graduated, and received Verbal Defense and Influence certifications, and were awarded three (3) FEMA NIMS (National Incident Management System ICS 100, 200, 700) certifications. The training included multiple topics, such as Use of Force and De-escalation tactics, Customer Service, Implicit Bias, and Rail Safety.

New training initiatives include Bystander Intervention Training and NARCAN (naloxone) deployment training. Bystander Intervention Training is being considered for availability to all Metro personnel via its eLearning platform; however, before this is finalized, SSLE is currently evaluating third parties who provide training and materials on this topic. Specific bystander intervention training will be combined with Rail Safety, Implicit Bias, and De-escalation training into one comprehensive but streamlined course. NARCAN will be issued to qualified Metro Transit Security personnel following training which will be provided by the Los Angeles County Sheriff's Department.

Calls for Service

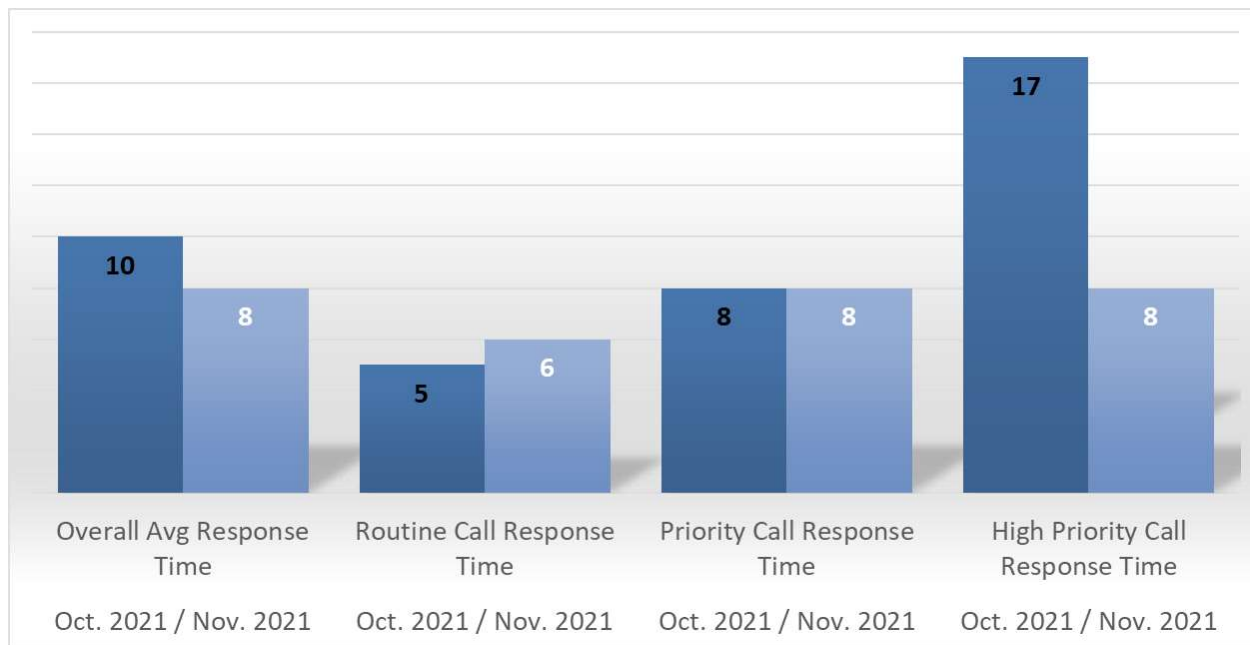
For October, Transit Security received 265 calls for service. The following is a breakdown of the call categories and response times.

- Routine: Transit Security received 195 calls and responded to 165 of them with an average response time of five (5) minutes. The remaining calls were assigned to law enforcement, contract security, or other entities such as Facilities Maintenance, Rail Operations Control, Bus Operations Control, local fire departments, or elevator technicians.
- Priority: Transit Security received 65 calls and responded to 47 of them with an average response time of eight (8) minutes. The remaining calls were assigned to law enforcement, contract security, or the other entities listed above.
- High Priority: Transit Security received five (5) calls and responded to three (3) of them with an average response time of 17 minutes. We had response times of 15, 6, and 30 minutes. The extended average response time was due to the distance from where MTS officers were responding. The remaining (2) calls were assigned to law enforcement since they were on the scene prior to MTS's arrival.



For November, Transit Security received 197 calls for service. The following is a breakdown of the call categories and response times.

- Routine: Transit Security received 127 calls and responded to 102 of them with an average response time of six (6) minutes. The remaining calls were assigned to law enforcement, contract security, or other entities such as maintenance, Rail Operations Control, Bus Operations Control, local fire departments, or elevator technicians.
- Priority: Transit Security received 68 calls and responded to 60 of them with an average response time of ten (10) minutes. The remaining calls were assigned to law enforcement, contract security, or the other entities listed above.
- High Priority: Transit Security received two (2) calls and responded to both with an average response time of eight (8) minutes.



Commendations

TSOs Nick Ordoyan and Danny Kim were dispatched to the Hollywood and Vine Red Line Station to conduct a station closure on November 7th, 2021. They came across a patron lying on a platform bench. Believing the subject was asleep, the officers attempted to wake up the patron by announcing their presence and tapping lightly on the patron's shoulders. The patron did not respond. The officers also saw that the subject had a shallow breathing pattern with minimal chest and diaphragm movements. They immediately requested that the Los Angeles Fire Department (LAFD) respond for medical aid assistance via Metro dispatch. Minutes later, LAFD arrived, and the officers briefed them on the patron's condition. The LAFD paramedic conducted a preliminary medical evaluation of the patron and advised he was in the late stages of an overdose. The paramedics immediately began to administer a life-saving dose of Narcan. A few moments after the medication was administered, the patron regained a level of semi-consciousness and was immediately transported by LAFD to a local hospital. Both TSOs displayed a high level of proactivity and teamwork, which enabled them to identify and help a person who needed life-saving medical attention.

BUS OPERATIONS SECURITY

In October, there were a total of nine (9) assaults on bus operators, with six (6) assaults occurring in LAPD's jurisdiction and three (3) assaults occurring in LASD's jurisdiction. Furthermore, there was a total of 9,096 bus boardings by LAPD officers and a total of 8,434 bus boardings by LASD deputies on various routes throughout the system.

After a spike in assaults shown in data from the previous month, Metro directed its partner agencies to reallocate resources to respond to these incidents. LAPD's Bus Riding Teams (BRTs) were made aware of the six (6) incidents and adjusted their deployment to target lines, routes, and locations where these incidents occurred. Detectives continue to review all operator assault reports and report their findings to Watch Commanders, who then make the necessary adjustments to the BRT

deployments.

In November, there were a total of nineteen (19) assaults on bus operators, with twelve (12) assaults occurring in LAPD's jurisdiction and seven (7) assaults occurring in LASD's jurisdiction. Furthermore, there was a total of 11,546 bus boardings by LAPD officers and 7,869 bus boardings by LASD deputies on various routes throughout the system.

LAPD's analysis revealed that there were no trends or patterns identified and that all reported assaults appear to be random and unrelated. Transit Services Division (TSD) Detectives are working closely with local detectives on the cases. TSD Detectives continue to review all crime reports, identify crime trends and patterns, and pass along the information to the units to reduce bus operator assaults and transit-related crime. TSD Bureau BRTs were made aware of the 12 incidents and adjusted their deployment. Detectives continue to review all the operator assault reports and make the necessary adjustments to the BRT deployment to address the assaults.

LASD's analysis also revealed that there were no trends or patterns identified. Deputies working bus patrol have increased their contact with bus operators and riders by checking on bus operators at the various bus hubs and areas with higher volumes of riders boarding. Deputy team leaders continue to discuss operator safety and LASD response to calls at the "rap sessions" at Divisions 9 (El Monte) and 18 (Carson). Deputies continue to make efforts to do uniformed bus rides on the AM and PM Shifts to enhance the presence of law enforcement.

MOTION #35 UPDATES

Contained within Motion 35 are the "Eight Can't Wait" reforms for 'Use of Force' that are within Campaign Zero. The MTS revised draft of the Use of Force (UOF) Policy is currently in the meet and confer process with AFSCME and Teamsters unions. Once the process is completed, SSLE will report back to the Board in February. Thus far, this motion has been discussed with AFSCME on December 3, 2021, and with Teamsters on December 7, 2021. It is anticipated that we will have the policy in place by January 2022.

LBPD's Use of Force Policy is undergoing revision and is being reviewed by a community panel. LBPD met with Campaign Zero representatives in late November and had a productive conversation. LBPD is working with their community group and their internal policy writers on addressing the remaining recommendations. Previously, it was estimated that the process would be completed by the end of December. However, when SSLE reached out to the LBPD point of contact regarding a progress update, it was expressed that progress in December was hampered by staffing issues related to COVID-19.

LBPD has assured SSLE they are committed to incorporating the Eight Can't Wait recommendations into their UOF policy. Due to the staffing issues mentioned before, LBPD could not provide a specific date for when they anticipate the revision to be completed. They did make note that once it is completed, they will have to enter a meet and confer phase whereby Sworn and Civilian Union representatives review the UOF terms prior to finalizing the policy.

PUBLIC SAFETY ADVISORY COMMITTEE (PSAC)

In the November general PSAC meetings, the facilitation team introduced their new co-facilitator, Asma Mahdi, and heard a comprehensive presentation from the survey consultant team and Metro

staff on the public safety survey and employee survey results. SSLE anticipates PSAC will offer recommendations on the following items in January 2022: 1) new scopes of work for the law enforcement and infrastructure protection services contracts; and 2) the Home At Last shelter bed pilot program.

In the December general PSAC meeting, the committee had a conversation with CEO Stephanie Wiggins. The meeting focused on a discussion of the last six-months of work.

SEXUAL HARASSMENT

Below are the Peace Over Violence (POV) performance metrics for the months of October and November 2021. The POV contract ended on January 1st, 2022, at which point calls are routed through Metro Transit Security Operations Center until another resource is identified. Referrals will go to free 24/7 hotlines.

Performance Measure	October 2021 Number Served
Total Number of individuals that contacted POV Line	3
Number of individuals that contacted POV Line regarding sexual harassment	1
Number of individuals that requested counseling services	0
Number of police reports filed or intended to file regarding sexual harassment	2
Number of active cases	1

Performance Measure	November 2021 Number Served
Total Number of individuals that contacted POV Line	4
Number of individuals that contacted POV Line regarding sexual harassment	1
Number of individuals that requested counseling services	3
Number of police reports filed or intended to file regarding sexual harassment	4
Number of active cases	0

CHILDREN TRAVEL SAFE CAMPAIGN

Metro is committed to having all patrons safely ride the system. Recognizing that students may need tailored guidance and support on how to travel safely on the system, in conjunction with the Communications Department, SSLE launched a Children Travel Safe Campaign in Fall 2021. With

the increased number of students back in school and on the system under the GoPass program, educating them on how to travel safely is important. The Children Travel Safe Campaign highlights the following Top 5 safety tips:


1. **Know your route** - Be confident about where you're going and how to get there. Plan your route ahead of time and leave early so you're not rushed. Have another route ready as a backup in case there's a delay on your primary route. Be extra careful walking in front of vacant buildings/lots, alleys, and overgrown areas.
2. **Ride with a buddy** - There is safety in numbers. Whenever possible, walk and ride with a friend or in a group and stay together while waiting for the bus or train.
3. **Be aware of your surroundings** - Stay in well-lit areas. Don't just focus on your phone, keep one earbud out of your ear so you can hear what's going on. If you see someone acting in a way that makes you uncomfortable, quietly move away - go to another part of the platform, sit closer to the bus/train operator, or switch train cars at the next station. Share your concern with Metro personnel or a Police Officer.
4. **Keep your personal belongings safe** - Take your backpack off and put it on your lap or at your feet. Keep any valuables securely hidden in your bag. Be careful with your phone and other devices, especially when standing near transit vehicle doors.
5. **See Something? Say Something** - Know how to get help. If you don't feel safe, whether someone has touched you inappropriately, your friend is being harassed, you're worried about the well-being of someone on the bus/train, or there's something else causing you to not feel safe, please let us know and someone will respond right away.
 - **In case of an emergency, always call 911**
 - To report a safety concern or suspicious activity:
 - i. Call: 888-950-SAFE (7233)
 - ii. Text: 213-788-2777
 - iii. Use the Metro Transit Watch app for smartphones

This campaign focuses on educating students on personal safety awareness and crime prevention and is complementary to the Transit Safety/Community Education program, which focuses on safety practices around transit vehicles and infrastructure, such as looking both ways before crossing train tracks. The following steps have already been taken to promote the campaign:

- Safety tips and travel safe information is now provided as part of the Fareless Initiative (Metro GoPass) sign-up.
- Community Education/Transit Safety Programs Team has added 5 safety tips to all their presentations which are given to K-12 students.
- Metro's Marketing Team is working on materials with 5 safety tips for online and print. They will

also create a page on the Metro webpage with this information, as well as work with the Social Media team for information distribution via Instagram and Facebook.

LASD has conducted in-person outreach and engagement with schools, including an event at the California School of the Arts - San Gabriel Valley. In total, four hundred (400) students and community members were contacted during this event. Metro Community Relations teams are not currently providing in-person outreach due to COVID-19 restrictions. However, once these teams return to in-person outreach, SSLE will coordinate with Community Relations for joint outreach opportunities.



ANTI-HATE & BYSTANDER PROGRAM

As a member of the Los Angeles County community, Metro believes that it is our duty to support one another and to protect our community members from threats of sexual harassment, violence, or mistreatment. Thus, the following initiatives are being explored.

Anti-Hate

Metro participated in Los Angeles County's Anti-Hate week, from November 14th to the 20th. The L.A. vs. Hate Coalition, led by the Los Angeles County Department of Workforce Development, Aging and Community Services (WDACS) and the L.A. County Human Relations Commission, announced the L.A. vs. Hate United Against Hate Week 2021. Through a unique, community-building blend of art, social media, and educational resources, the L.A. vs. Hate Coalition urged communities to reject hate and bigotry and promote inclusion. LASD Transit Services Deputies participated in the L.A. vs. Hate campaign by hosting a community table at the Willowbrook/Rosa Parks Station on November 17th, where fifteen (15) riders attended. Riders were encouraged to share words or phrases that promote inclusion. Deputies also provided handouts and information on how to report hate crimes as a victim, witness, or advocate.

Law enforcement, especially Police Officers and Investigators, play a critical role in responding to hate crimes. Metro contracted law enforcement and Transit Security were invited to attend the “United Against Hate Week Training.” The training focused on ways to explore and discuss innovative and engaging strategies to best assist and support victims of hate crimes. This included understanding the differences between a hate crime and a hate incident, state versus federal hate crime statutes, and strategies that will further strengthen hate crimes investigations to ensure successful prosecution.



Bystander Program

SSLE, Operations, and Communications are launching a Bystander Program in February 2022 that encourages employees and riders to support one another by reporting incidents on the system and outlines what actions one can take on a step-by-step basis to protect one another while maintaining their own safety. It is important for Metro riders and employees to know what they can expect from us as an agency when in need, and similarly for Metro to provide concrete ways that employees and riders can assist one another. SSLE Training staff is working to evaluate different training options and select an option that would be most beneficial to Metro employees.

EQUITY PLATFORM

When the PSAC was crafting its value statements for public safety on the Metro system, one of the objectives was to include statements that represent the community’s diverse, lived experiences. After member discussion and general public input, the committee composed the following values that help create a more inclusive, community-focused approach to public safety, as well as serve as a framework for future PSAC decision-making:

- Implementing a Human-Centered Approach
- Emphasizing Compassion and a Culture of Care

- Recognizing Diversity
- Acknowledging Context
- Committing to Openness and Accountability

The random Quality Service Audits (QSA) provide a key assessment tool to help measure and enhance customer’s perception of safety, security, customer service, and public sentiment toward Metro Transit Security. This comes in the form of a survey that asks to rate the service provided by Transit Security Officers. Participants range from external and internal personnel, as well as patrons who ride the system. For the month of November, we had the following representation of QSAs for riders/patrons. We hope to capture geographic information in our QSA reports for future months.

November QSA Demographics	2017 System Demographics (On-board Survey)
44% African American	16% African American
11% Hispanic	56% Hispanic
33% Caucasian	13% Caucasian
11% Asian American	9% Asian American
N/A	1% Native American
N/A	5% Other

For the Children Travel Safe Campaign, SSLE will work with Community Relations to identify schools and recreational centers where community outreach can be conducted. Our goal will be to prioritize schools within the Equity Focused Communities and areas where more incidents occur.

SSLE requested that law enforcement partners reallocate resources to address bus assaults occurring on our system. As a result, in October, LAPD and LASD have been taking some measures to help improve safety and help riders and operators feel safe.

- LAPD recommended supervisors to provide support by conducting multiple bus boardings along problem locations such as the Western Ave and Vermont Ave lines, as well as other lines within the San Fernando Valley and the West Bureau, which includes areas of West Los Angeles and Hollywood.
- During late hours, LAPD supervisors conduct High-Intensity Diversion Enforcement (HIDE) where they stop at a platform or bus stop, place their emergency light bar on, and remain at the scene for a couple of minutes.
- LASD has assigned team members focusing on specific tasks, for example: a Detective Sergeant and Crime Analyst are working on investigative responses; two Service Area Lieutenants and two Special Assignment Sergeants are focusing on the enforcement efforts; six team leaders that have practical experience based on interactions with bus operators; and two members who oversee the rest of the team.
- LASD has monthly team management meetings where they discuss crime trends and line

experience.

NEXT STEPS

Staff will continue to monitor our law enforcement partners, private security, and Transit Security performance, monitor crime stats, and adjust deployment as necessary.


ATTACHMENTS

- Attachment A - November 3, 2021 PSAC Meeting Minutes
- Attachment B - November 17, 2021 PSAC Meeting Minutes
- Attachment C - Sexual Harassment Crimes October & November 2021
- Attachment D - Systemwide Law Enforcement Overview October & November 2021
- Attachment E - MTA Supporting Data October & November 2021
- Attachment F - Transit Police Summary October & November 2021
- Attachment G - Monthly, Bi-Annual, Annual Comparison October & November 2021
- Attachment H - Violent, Prop, and Part 1 Crimes October & November 2021
- Attachment I - Demographic Data October & November 2021

Prepared by: Jimmy Abarca, Senior Administrative Analyst, System Security and Law Enforcement, (213) 922-2615

Imelda Hernandez, Manager, Transportation Planning, System Security and Law Enforcement, (213) 922-4848

Reviewed by: Reviewed by: Judy Gerhardt, Deputy Chief System Security and Law Enforcement Officer, (213) 922-4811



Stephanie N. Wiggins
Chief Executive Officer

Metro Public Safety Advisory Committee General Committee Meeting #14

MINUTES

Wednesday, November 3, 2021

5:00 – 7:00 p.m.

I. Call to Order

A. Zoom Meeting Protocols

Facilitator Richard France called the meeting to order. Facilitator Thomson Dryjanski announced Spanish and American Sign Language interpreter services would be available throughout the meeting.

B. Agenda

Facilitator France reviewed the agenda for the meeting. .

C. Roll Call

Present: Ashley Ajayi, Carrie Madden, Chauncey Smith, Clarence Davis, Constance Strickland, Darryl Goodus, Esteban Garcia, Fabian Gallardo, Florence Annang, Glenda Murrell, James Wen, Jose Raigoza, Maricela De Rivera, Mohammad Tajsar, Dr. Sabrina Howard, Scarlett de Leon

Absent: Jessica Kellogg, Ma'ayan Dembo, Raul Gomez

D. Approval of Meeting Minutes for 10/20/21

Committee members voted to approve the meeting minutes for the October 20, 2021 meeting. The minutes were approved unanimously.

II. General Public Comment

Public comment was taken from meeting participants. The following comments were shared:

- A. Commentor with the Advancement Project California expressed support for the cancellation of policing contracts and the reinvestment of funds into community safety alternatives.
- B. Commentor alleged that they were wrongfully terminated from their job as a security contractor with American Eagle Protection Services, a subcontractor of RMI (who provides Metro's infrastructure protection services) for reporting alleged illegal activities of other private security personnel. They requested for the owner of RMI to speak to PSAC regarding alleged "illegal activities and arrests."
 - a. Member Florence Annang commented she would like to learn more about these allegations.
- C. Commentor Dr. Chris B. Liban from the Metro Asian American Native Hawaiian and Pacific Islander (AANHPI) Steering Committee highlighted that they are considering training and recognition of the Asian American community as part of their policy platform. They also submitted written statement that was distributed to PSAC.

III. Discussion

A. Proposal to Approve the Mission & Values Statements

Facilitator France reviewed [final draft of the PSAC Public Safety Mission & Values statements](#) and requested feedback from the committee.

- a. **Context & process:** France detailed the recent efforts to provide edits on the statements. In advance of this meeting, a small working group of members met to make any wordsmithing changes and finalized the mission and values statements.

- b. **Request for agenda modification:** Member Ajayi proposed for committee members to move the mission and values to later in the agenda, in order to approve the other agenda items first and have an extended discussion on modifications to the statements.
 - i. Member Annang stressed that today's meeting already has a full agenda and would like to not shift the agenda order.
 - ii. Member Wen shared it's important to finalize the mission and values statements set to use as a guiding system for future PSAC decision-making.
 - iii. The agenda was not restructured.
- c. **Proposal to edit mission and value statements:** Member Ajayi proposed edits to the statements. These edits proposed adding Metro's actions on dependable transit service to the "Emphasizing Compassion and a Culture of Care" statement and removing "human centered" from the "Implementing a Human-Centered Approach" value.
 - i. Member Wen agreed to adding dependability but not the "human-centered" change.
 - ii. Member Annang shared they are in support of adding dependability if it does not replace "fair treatment."
 - iii. Facilitator proposed suggested adding dependability as a fourth pillar.
 - 1. Member De Rivera responded they do strongly support adding the term "dependability."
- d. **Public Comment**
 - i. Commentor responded to a committee member and stated that dependability is definitely the responsibility of MTA.
- e. **Test for consensus:** Facilitator France proposed approving the mission and values statements, with the addition of dependability to the "Emphasizing Compassion and a Culture of Care" statement.
 - i. Members Ajayi and Davis seconded moving forward with the dependability addition. There were no concerns from other members.
- f. **Vote to approve modified Mission and Values statements**
 - i. Yes: 14 No: 0 Abstain: 0
 - ii. The item was approved.

B. Proposal to Approve Metro Staff Recommendations for the Infrastructure Protection Services Contract Extension

Committee members discussed endorsing Metro staff recommendations that would modify the contract provisions for the Infrastructure Protection Services contract.

- a. **Body worn camera alternatives:** Metro staff Judy Gerhardt clarified that Metro does not explicitly recommend the vendor mentioned in the recommendations and only included it as an example.
- b. **Timeline and alternative financing:** Member Wen asked if the committee will be able to be vote on the recommendations again in six months if they are not approved today. He also inquired if alternative forms of financing were considered to fund body worn cameras.
 - i. Facilitator France responded that if PSAC decides to not vote on IPS recommendations, Metro will present their staff recommendations without PSAC's comment.
 - 1. Additionally, recommendations from the IPS ad hoc committee will be brought to the full PSAC committee in early 2022.
 - ii. Metro staff Judy Gerhardt shared that for this extension, alternative forms of financing were not something that could be considered but Metro may consider alternatives in the future.
- c. **Proposal to move forward:** Facilitator France proposed that the committee voted on approving Metro staff recommendations, with the exclusion of the body worn camera recommendations. This exclusion was due to a lack of consensus around this topic.
 - i. Members Ajayi, Smith, and Davis agreed with advancing this proposal.
- d. **Public comment period:** There were no public comments on this item.
- e. **Test for consensus:** Members agreed to vote upon approving Metro staff recommendations,

with the exclusion of supporting the body worn camera alternatives recommendations.

- i. In advance of the vote, Member Wen asked if the contract extension is for six months totaling \$19M with RMI as the contractor.
 1. Metro Staff Imelda Hernandez confirmed this is correct.
- f. **Vote to approve modified recommendations from Metro staff on the IPS contract extension.**
 - i. Yes: 3 No: 9 Abstain: 2
 - ii. The item was not approved.
- g. **Next steps:** The facilitation team will draft a memo to communicate PSAC's decision to the Metro Board.

C. Proposal to Approve Policing Practices Ad Hoc Committee Response to Metro Staff Recommendations for the Multi-Agency Law Enforcement Contract Extensions

The sub-committee presented their recommendations which responded to Metro staff's recommendations for amendments to the contract and received feedback from the larger committee.

- a. **Response Overview:** Member Scarlett de Leon shared the proposed position to not support a six-month extension. Member Chauncey Smith presented the committee's suggested recommendations for alternative public safety strategies that should receive the contract extension's allocated funding
- b. **Questions and Feedback from PSAC**
 - i. **Previous policing models:** Member Carrie Madden asked why Metro reverted from a non-contracted policing model in 2009.
 1. Member Smith indicated that public demands for policing affected the agency's decision.
 2. Metro Staff Member Gerhardt shared a [document detailing the history of Metro policing](#). She clarified that Metro never had a non-contracted policing model.
 - ii. **Metro's decision-making process:** Member Wen asked what Metro would do if PSAC votes to not support the extension.
 1. Member de Leon responded that the final decision lies with the Metro board, but they should consider PSAC's opinion when making that decision.
 - iii. **Public opinion:** Member De Rivera called out the public comments that call for increased presence of police as being important in this decision. She shared that the survey conducted by Metro demonstrated support on both sides, with respondents wanting more or fewer police equally.
 - iv. **Funding allocations:** Member Tajsar expressed his support for the recommendations and highlighted that Metro's reallocation for public health services was for less than \$2.5 million. He felt this funding should be dramatically increased.
 - v. **Support for law enforcement:** Member Garcia shared his personal positive experiences with law enforcement and how he struggles with the need for their continued presence.
 1. Member Strickland shared her experiences from a ride-along with LASD where the officers advocated for increased public health services, because they are not trained to provide them. She also emphasized that community efforts around public health need to be foregrounded in this new funding allocation.
 2. Member Smith clarified that quality-of-life issues can be addressed by providing the correct services to the appropriate situations, rather than allocating those tasks to law enforcement.
 - a. Smith also clarified that the proposal is not to eradicate the police, but rather to have Metro not pay for a special contract. Instead, responding to issues on the Metro system would be the responsibility of the individual municipal police departments as part of their standard tasks.
- c. **Public Comment:**
 - i. Commentor expressed disappointment with the committee's stance on ending the contract with law enforcement without first putting in place any public safety alternatives.

- d. **Additional questions and feedback:**
 - i. **Phasing decreased funding:** Member Wen asked for an amendment to the recommendations that would take a stepped phasing process to decrease funding for Metro law enforcement partners.
 - 1. Facilitator France clarified that these recommendations are only for the six-month extension and this recommendation might be better suited for a longer-term proposal.
 - ii. **Police scope:** Member De Rivera stated that they are not anti-police, instead they feel that law enforcement is asked to do take on tasks (mental health, homeless services, etc.) that are not their job.
 - iii. **Transit ambassadors:** Member Madden recommended to replace officers with the forthcoming Transit Ambassadors to continue having a public safety presence on the system.
 - iv. **Communicating this decision:** Member Wen asked Metro to share how they will be sharing the results of Metro Board's vote on this topic with the public.
 - 1. Metro Staff Gerhardt responded that Metro has a communications department that will inform the public and riders of the Metro Board's decision.
- e. **Vote:**
 - i. Yes: 14 No: 0 Abstain: 0
 - ii. The item was approved.

IV. General Public Comment

Public comment was taken from meeting participants. The following comments were shared:

- A. Commentor stated that they disagree with PSAC's decision to not support a contract extension. They stated that police are needed to deter violent crimes on the system.

V. Adjournment

- A. Meeting adjourned at 7:07 PM

VI. Next Steps

- A. The committee will reconvene on November 17, 2021.

Metro Public Safety Advisory Committee General Committee Meeting #15

MINUTES

Wednesday, November 17th, 2021

5:00 – 7:00 p.m.

I. Call to Order

A. Zoom Meeting Protocols

Facilitator Richard France called the meeting to order. Facilitator Thomson Dryjanski announced Spanish and American Sign Language interpreter services would be available throughout the meeting.

B. Agenda

Facilitator France reviewed the agenda for the meeting.

C. Roll Call

Present: Andrea Urmanita, Ashley Ajayi, Carrie Madden, Charles Hammerstein, Chauncey Smith, Clarence Davis, Constance Strickland, Darryl Goodus, Esteban Garcia, Fabian Gallardo, Florence Annang, Glenda Murrell, James Wen, Jessica Kellogg, Jose Raigoza, Ma'ayan Dembo, Maricela De Rivera, Mohammad Tajsar, Dr. Sabrina Howard, Scarlett de Leon

Absent: Raul Gomez

D. Approval of Meeting Minutes for 11/03/21

Committee members voted to approve the meeting minutes for the November 3rd, 2021 meeting. The minutes were approved unanimously.

E. New Co-Facilitator Introduction

The facilitation team introduced their new co-facilitator, Asma Mahdi, Senior Policy Director of Better World Group, who will be co-facilitating the PSAC General Committee meetings with Facilitator France.

II. General Public Comment

Public comment was taken from meeting participants. The following comments were shared:

- A. Commentor from the Labor Community Strategy Center praised the action PSAC took at the previous meeting, where they approved a memorandum to not support the extension of the multi-agency policing contracts.
- B. Commentor phoned in on behalf of the union that represents Metro's maintenance workers to indicate he did not support PSAC's action to not support the extension of the multi-agency policing contracts, citing lack of police responsiveness. Additionally, he indicated the new position of Transit Ambassadors must be union positions.
- C. Commentor requested additional surveillance cameras in and around elevators at transit stations.
- D. Commentor indicated that he is a frequent rail rider and has not seen police officers enforcing the code of conduct on transit.
- E. Commentor indicated that the removal of police officers does not ensure the safety of riders, particularly for female riders.

III. Discussion

A. **Discussion and Approval of the Non-Law Enforcement Ad hoc Committee's Recommendations on a Forthcoming Transit Ambassador Program**

The committee discussed and then approved the recommendations from the Non-Law Enforcement ad hoc committee (NLEA AHC) pertaining to the goals, objectives, roles, and responsibilities of a Transit Ambassador program.

- a. **Context-setting:** Facilitator Mahdi indicated that these recommendations are high-level and will require further consultation between the NLEA AHC and Metro staff. Additionally, she encouraged members to provide feedback at the appropriate level, with more detailed feedback coming at a later phase of the process.
- b. **Presentation from NLEA AHC representatives:** Members Raigoza and Wen provided an overview presentation on the recommendations, sharing the objectives and reasoning behind each recommendation.
- c. **Objective:** Member Raigoza described Transit Ambassadors as community-facing unarmed individuals who would help welcome and support riders on the transit system. He described the recommendations as a high-level framework that describes a mature program.
- d. **Deployment:** Member de Rivera shared the importance of deploying transit ambassadors in high need areas.
 - i. Member de Leon shared that these are ideal recommendations and there will be discussions about deployment at a future phase.
- e. **Ambassadors as Metro employees:** Member Ajayi shared her concerns that Ambassadors would not have a vested interest in the program's success if they were contracted employees.
 - i. Member Raigoza replied that the AHC had discussed this topic and at a future phase would discuss a system of performance standards for this role.
 - ii. Member de Rivera indicated that she feels this position should begin as Metro employees, despite the possible extended timeline and difficulties of standing up this program.
- f. **Use of de-escalation techniques:** Member Strickland felt there should be multiple categories of Ambassadors, where one group focuses on customer service but does not intervene in situations, and another group that is focused on de-escalating situations.
 - i. Member de Leon shared that the AHC agrees with this concept, and they had envisioned multiple levels of Ambassadors with different levels of training and responsibilities.
 - ii. Facilitator France proposed to amend recommendation #4 to specify that certain classes of Ambassadors will engage in de-escalation and other classes of Ambassadors will not engage in this activity.
- g. **Edit to recommendation #10:** Member de Leon proposed to add an additional amendment to this recommendation that specified the different classes of Ambassadors, to better align recommendation #10 with the amendment to recommendation #4.
- h. **Ad hoc committee response to Metro staff recommendations:** Members Wen and Raigoza laid out the committee's response to Metro's recommendation that this program should initially be staffed by an outside contractor during the pilot phase. They shared a series of questions and next steps that Metro staff must address. This includes:
 - i. Questions:
 1. How will Metro ensure that contracted staff have access to professional development opportunities?
 2. How will Metro ensure that the selected contractors have diverse leadership/management overseeing the scope of work?
 3. Will the contract require bilingual pay differentials?
 4. Will contracted staff have access to health care?
 - ii. Next Steps for the AHC to consider:
 1. Determining a deployment strategy for the pilot Transit Ambassador program
 2. Working with Metro to define contracting and/or hiring parameters for the pilot program launch

3. Identifying evaluation metrics and recommendations for accountability measures
 4. Defining training requirements and providing input on a job description
 5. Further defining the supportive ecosystem (e.g., additional service providers) for Ambassadors
- i. **Metro's response to this proposal:** Metro Chief of Staff Englund shared the process that would occur following this vote. She indicated that all recommendations from the ad hoc committee would be provided in tandem with Metro staff recommendations to the Metro Board.
 - i. Member de Rivera wanted to ensure that there was a clear distinction between PSAC memorandums and Metro staff memorandums in the documents shared with the Metro Board.
 - ii. Member de Rivera also requested that for future reports to the Board PSAC recommendations are presented to the Board before Metro staff recommendations, in the order they are attached to the Board report.
 - j. **General Committee response to the ad hoc committee's response:** Members responded to the proposal of questions and next steps from the ad hoc committee to Metro staff.
 - i. Member de Rivera indicated that this job must support PSAC's values of uplifting and investing in BIPOC communities.
 - ii. Member Tasjar echoed Member de Rivera's comment. He also recommended removing the words "access to" from recommendation #13.
 1. The committee agreed to remove these words from the recommendation.
 - iii. Member Goodus indicated that he wanted the committee to be rolled out in a timely fashion.
 - k. **Language Barriers:** Member Davis indicated the importance of hiring Ambassadors with language competencies.
 - l. **Timeline:** Member Ajayi asked if Metro had an idea of the timeline required to begin this program.
 - i. Metro Chief of Staff Englund indicated that there are several variables, such as whether they will be working directly with one community-based organization or several providers.
 - m. **Modifications to the recommendations:** Facilitator France proposed the following modifications to the recommendations that the committee would be voting on. He laid out the following:
 - i. Amend recommendation #4 to describe different job classifications for ambassadors;
 - ii. Amend recommendation #10 to align with recommendation #4 by describing a system of advancement through job positions;
 - iii. And remove the words "access to" from recommendation #13.
 - iv. The committee agreed with these amendments.
 - n. **Public Comment**
 - i. Commentor from the Labor Community Strategy Center supported the committee's decision to recommend the Ambassador positions are union jobs. They also expressed concerns that Metro staff is sharing their own recommendations that differ from the committee.
 - ii. Member representing Metro's maintenance worker unions indicated that the timeline for setting up a program with union jobs is not as time-intensive as Metro claimed during the meeting. He used the Metro microtransit program as an example. He supported setting up the ambassador program with union jobs.
 - o. **Test for consensus:** Facilitator France proposed approving the ad hoc committee's recommendations with the modifications.
 - i. The committee agreed with this proposal.
 - p. **Vote to approve modified Non-Law Enforcement Alternatives ad hoc committee recommendations**
 - i. Yes: 12 No: 0 Abstain: 0
 - ii. The item was approved.

IV. General Public Comment

Public comment was taken from meeting participants. The following comments were shared:

- A. Commentor shared their dissatisfaction with the current state of public safety on the Metro system.
- B. Commentor shared the importance of having police officers walking up and down transit vehicles to enforce the code of conduct.

V. Adjournment

- A. Meeting adjourned at 7:02 PM

VI. Next Steps

- A. The committee will reconvene on November 29th, 2021.

Sexual Crime / Harassment Calls for Service (October 2021)

October 2021 Incident Type & Totals					
	LAPD	LASD	LBPD	MTS	SSLE
Sexual Harassment	1	0	0	3	4
Sexual Battery	0	0	0	0	0
Lewd Conduct	1	0	0	1	2
Indecent Exposure	1	0	0	9	10
Rape	1	0	0	1	2
TOTAL	4	0	0	14	18

POV Information Provided	
	October 2021
YES	8
NO- If no, why?	10
Gone On Arrival	0
Did Not Have Info	7
Telephonic Report	0
Not Offered	2
Refused	1
TOTAL	18

OCTOBER 2021: DEPT. AVERAGE INCIDENT RESPONSE TIME SEX CRIME / HARASSMENT MEASURED IN MINUTES			
AGENCY	TIME TRACKING: Incident Rpt. To Call Created	TIME TRACKING: Call Generated To On Scene	TIME TRACKING: Incident Rept. To On Scene
LAPD	0	0	0
LASD	N/A	N/A	N/A
LBPD	N/A	N/A	N/A
MTS	0	1	1
DEPT AVERAGE	0	0	0

Sexual Crime / Harassment Calls for Service (November 2021)

November 2021 Incident Type & Totals					
	LAPD	LASD	LBPD	MTS	SSLE
Sexual Harassment	1	0	0	2	3
Sexual Battery	7	3	0	1	11
Lewd Conduct	1	0	0	1	2
Indecent Exposure	1	0	0	0	1
Rape	3	0	0	0	3
TOTAL	13	3	0	4	20

POV Information Provided	
	November 2021
YES	11
NO- If no, why?	9
Gone On Arrival	0
Did Not Have Info	0
Telephonic Report	1
Not Offered	3
Refused	5
TOTAL	20

NOVEMBER 2021: DEPT. AVERAGE INCIDENT RESPONSE TIME SEX CRIME / HARASSMENT MEASURED IN MINUTES			
AGENCY	TIME TRACKING: Incident Rpt. To Call Created	TIME TRACKING: Call Generated To On Scene	TIME TRACKING: Incident Rept. To On Scene
LAPD	0	16	16
LASD	37	27	64
LBPD	N/A	N/A	N/A
MTS	0	4	5
DEPT AVERAGE	4	15	19

SYSTEM-WIDE LAW ENFORCEMENT OVERVIEW

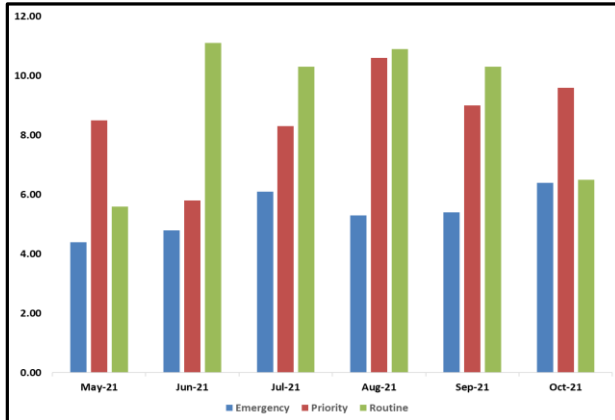
OCTOBER 2021

Attachment D

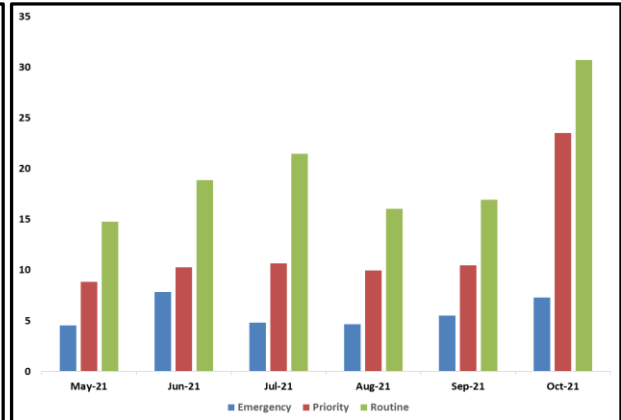
Average Incident Response Times

These graphs show how long it takes (in minutes) for LAPD, LASD, and LBPD to respond to Emergency, Priority, and Routine calls

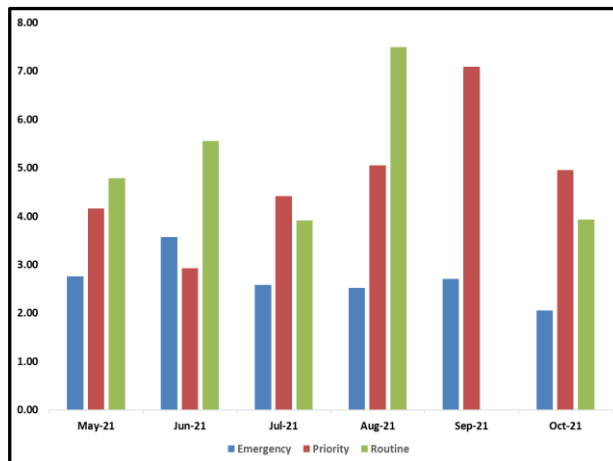
LAPD



LASD



LBPD

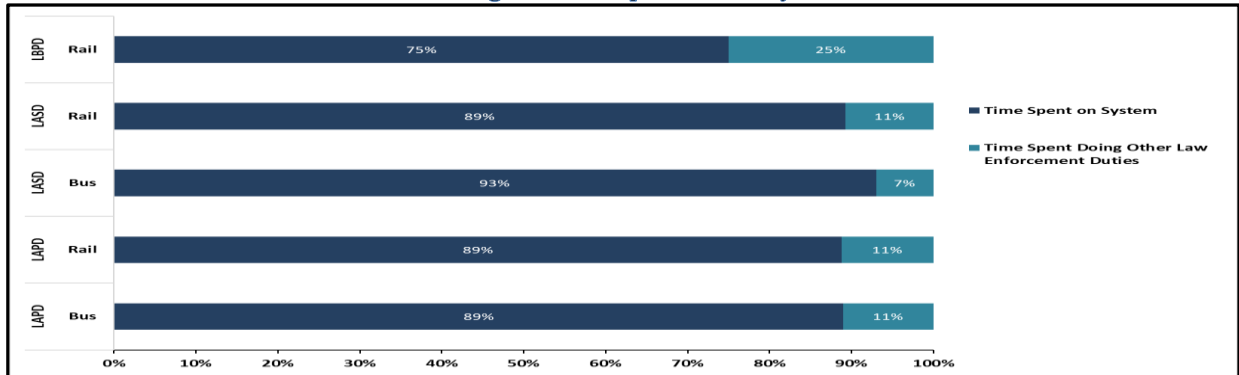


SYSTEM-WIDE LAW ENFORCEMENT OVERVIEW

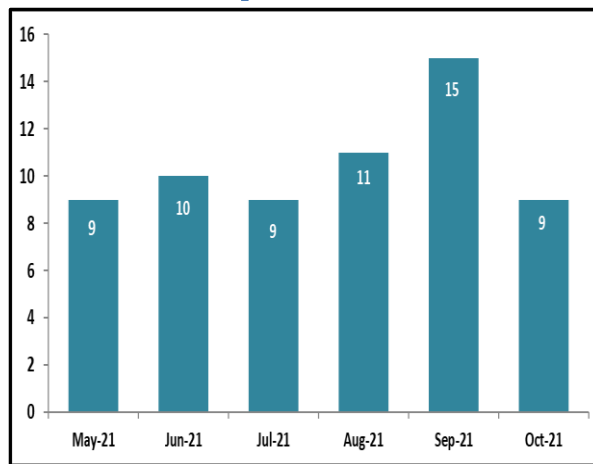
OCTOBER 2021

Attachment D

Percentage of Time Spent on the System



Bus Operator Assaults

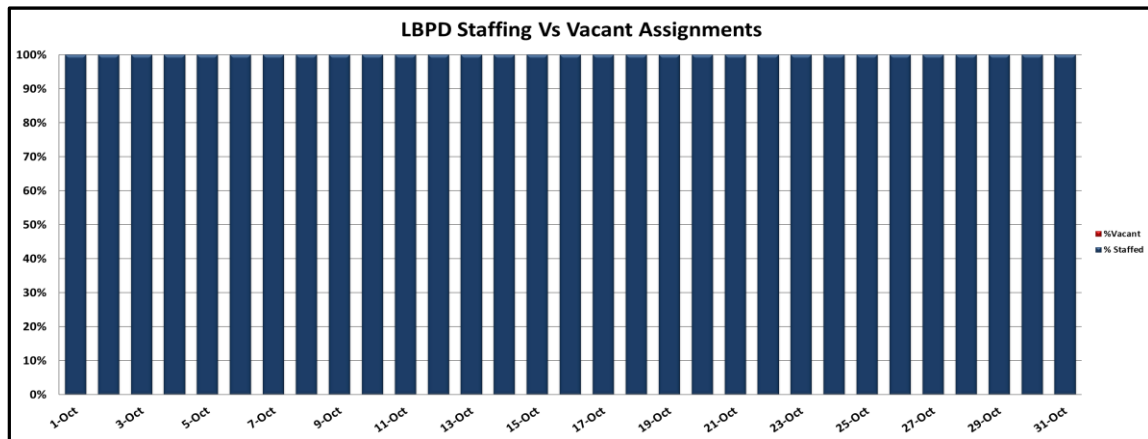
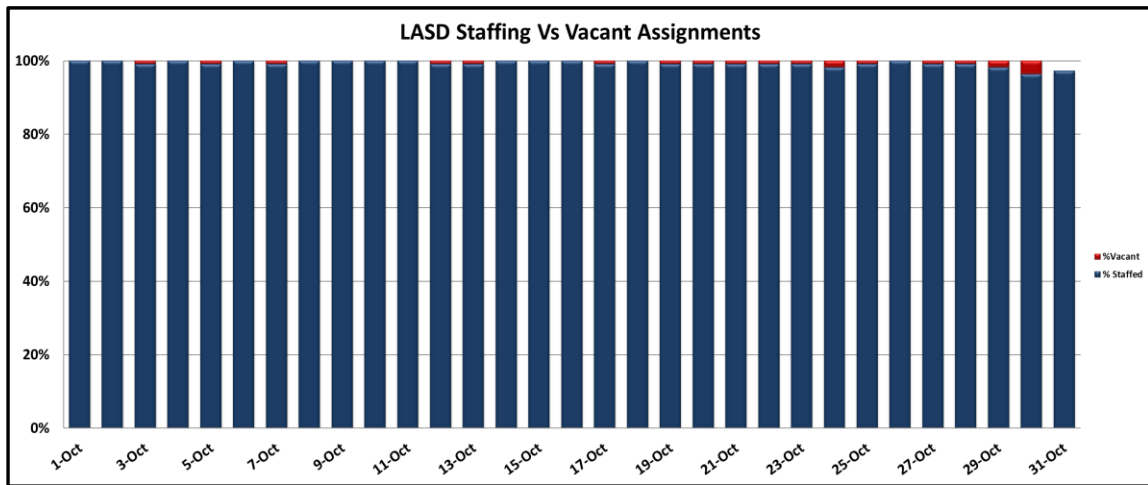
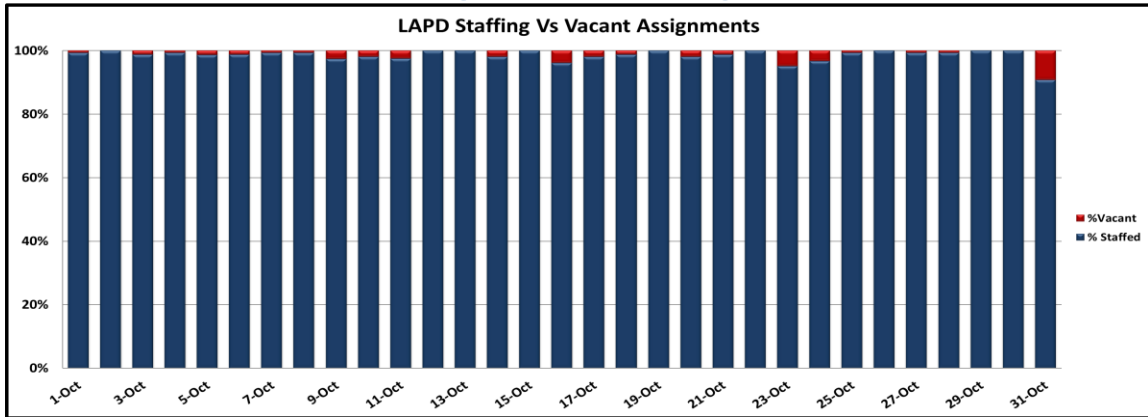


SYSTEM-WIDE LAW ENFORCEMENT OVERVIEW

OCTOBER 2021

Attachment D

Ratio of Staffing Levels vs Vacant Assignments



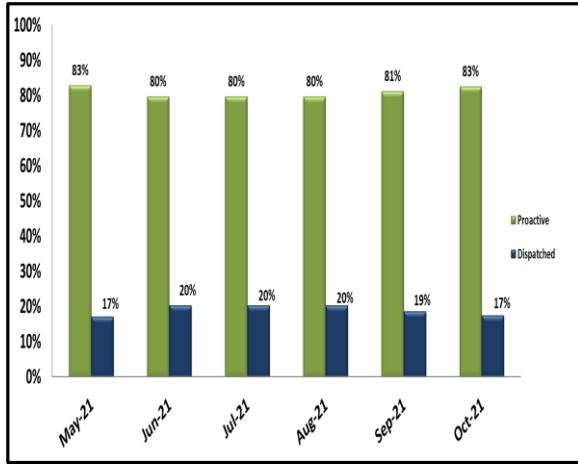
SYSTEM-WIDE LAW ENFORCEMENT OVERVIEW

OCTOBER 2021

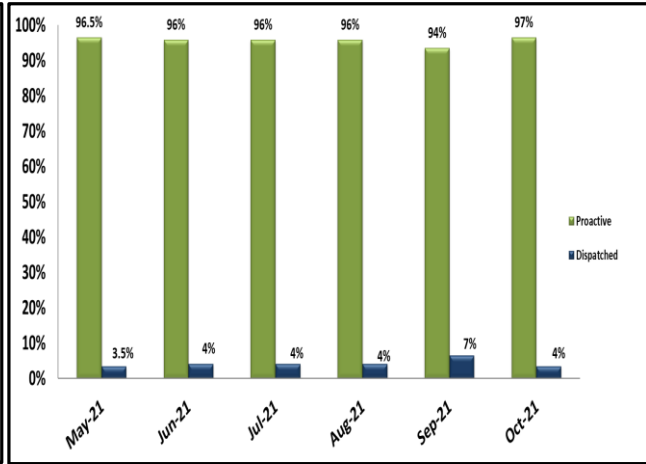
Attachment D

Ratio of Proactive vs Dispatched Activity

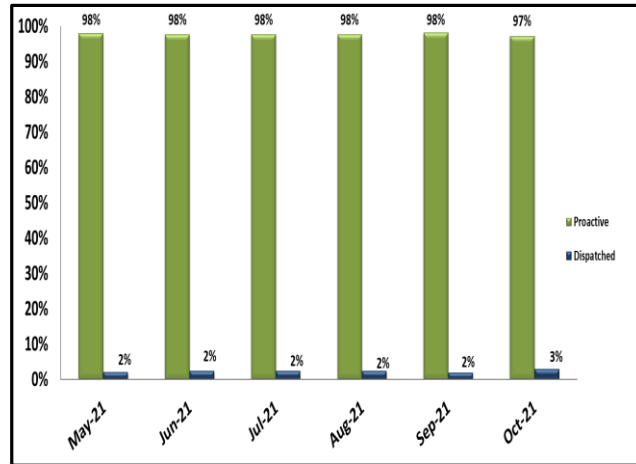
LAPD



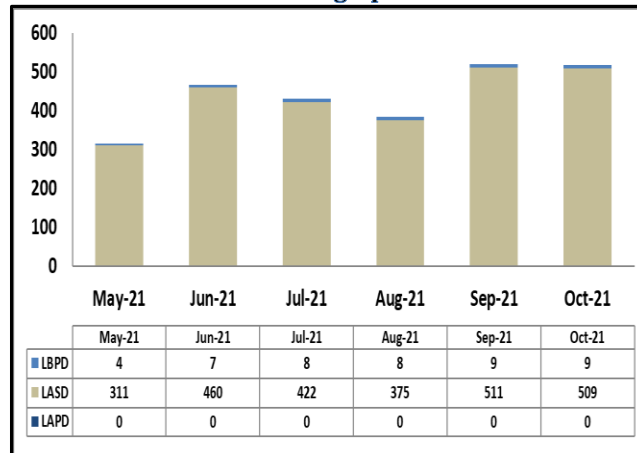
LASD



LAPD



Grade Crossing Operations



Grade Crossing Operation Locations October:

1. Blue Line Stations (251)
2. Expo Line Stations (99)
3. Gold Line Stations (168)

SYSTEM-WIDE LAW ENFORCEMENT OVERVIEW

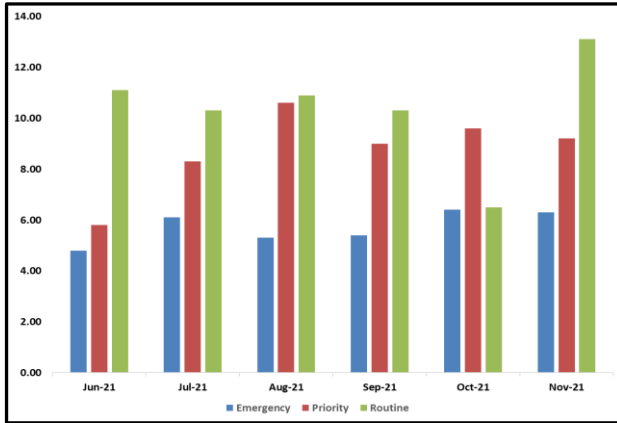
NOVEMBER 2021

Attachment D

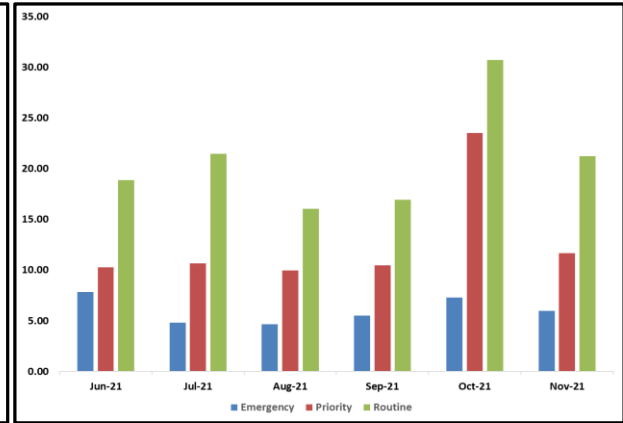
Average Incident Response Times

These graphs show how long it takes (in minutes) for LAPD, LASD, and LBPD to respond to Emergency, Priority, and Routine calls

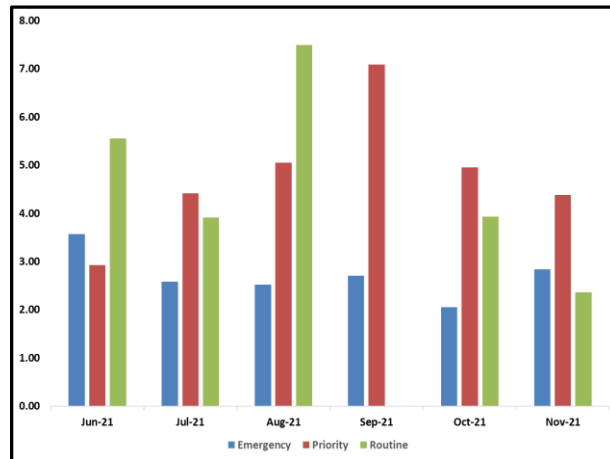
LAPD



LASD



LBPD

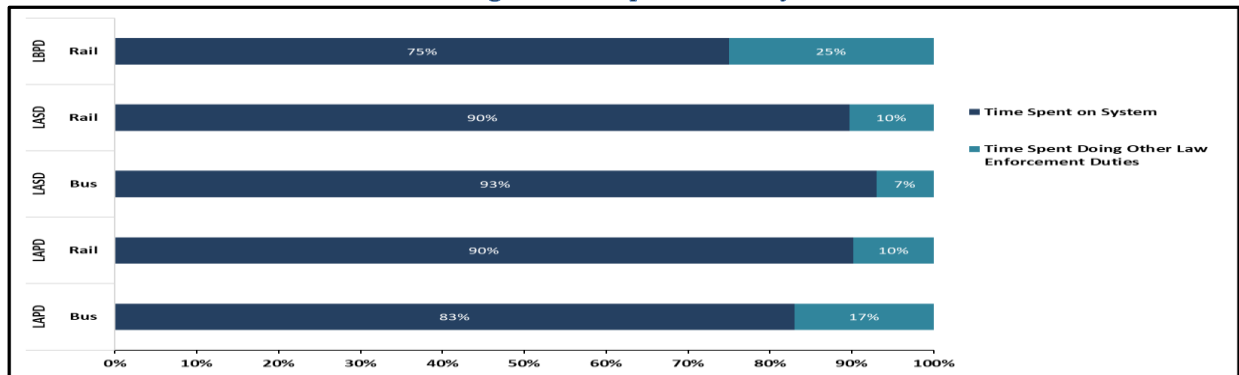


SYSTEM-WIDE LAW ENFORCEMENT OVERVIEW

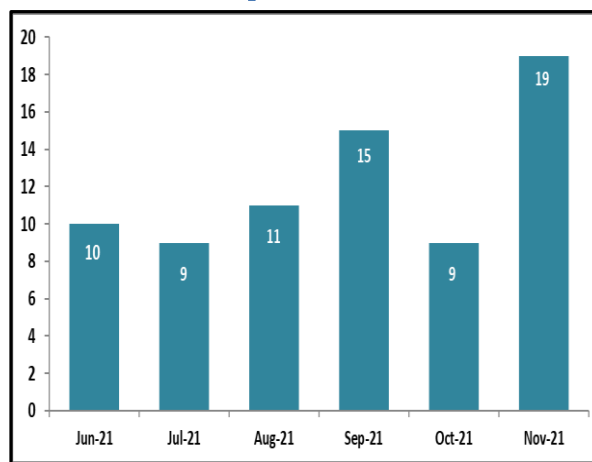
NOVEMBER 2021

Attachment D

Percentage of Time Spent on the System



Bus Operator Assaults

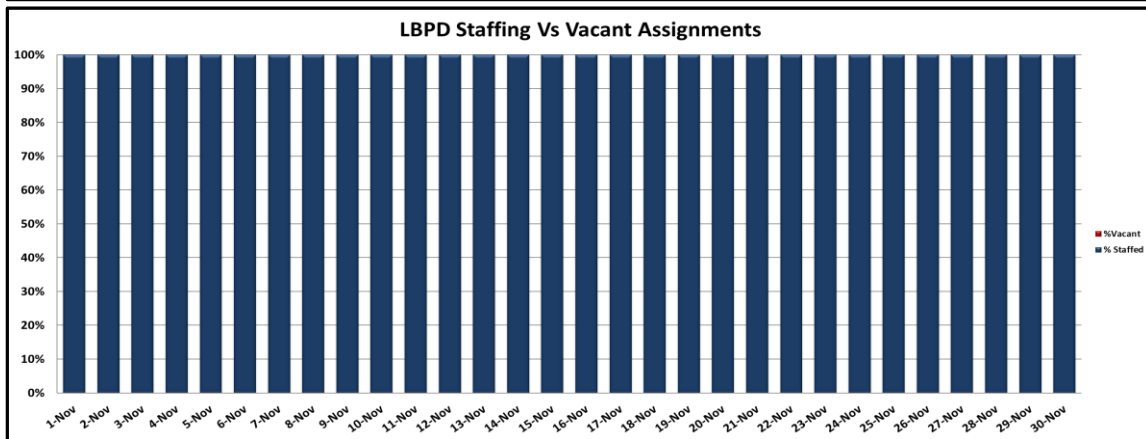
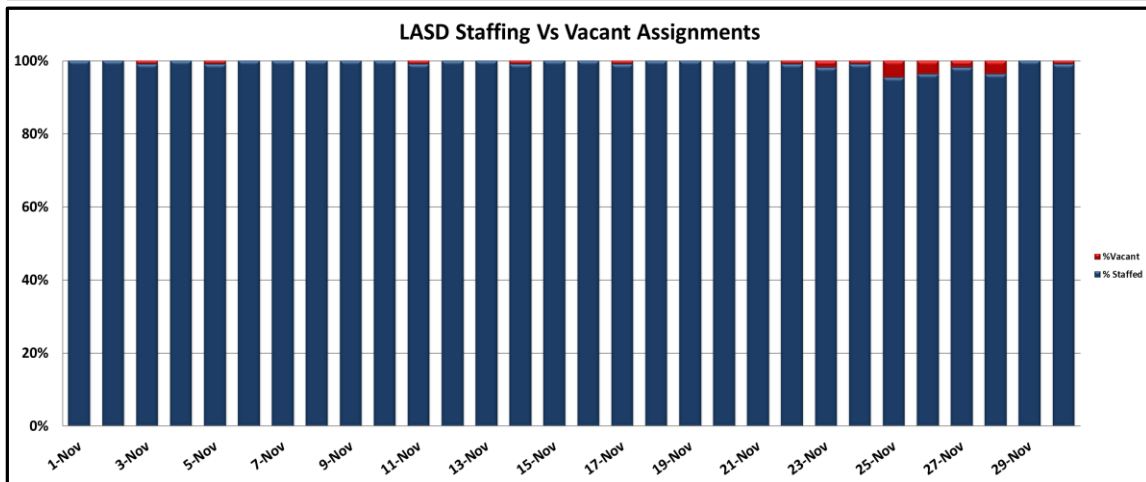
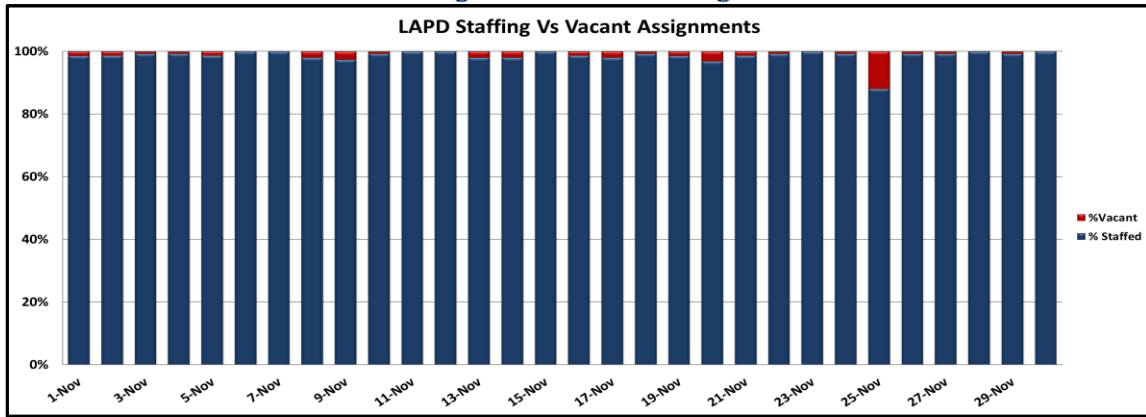


SYSTEM-WIDE LAW ENFORCEMENT OVERVIEW

NOVEMBER 2021

Attachment D

Ratio of Staffing Levels vs Vacant Assignments



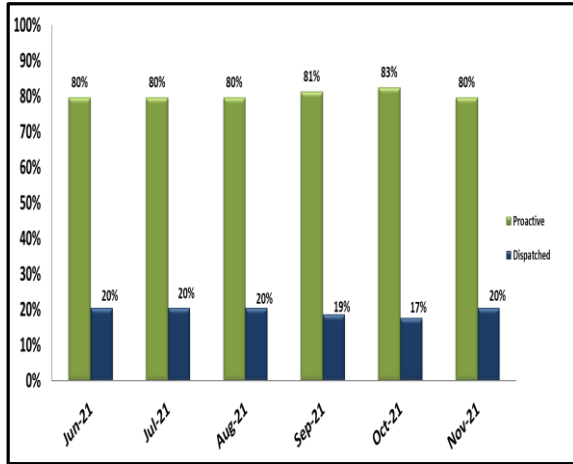
SYSTEM-WIDE LAW ENFORCEMENT OVERVIEW

NOVEMBER 2021

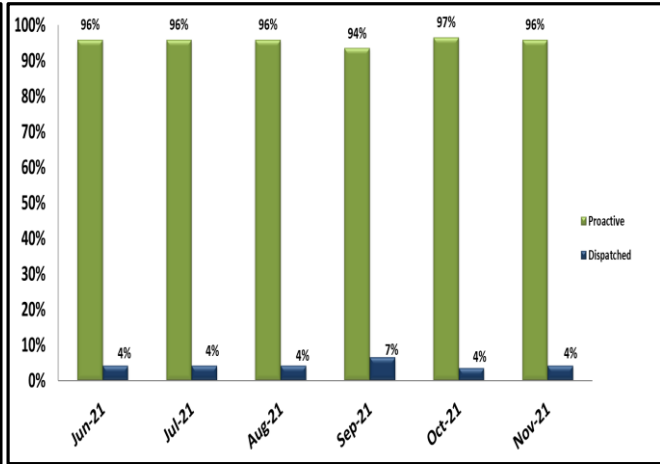
Attachment D

Ratio of Proactive vs Dispatched Activity

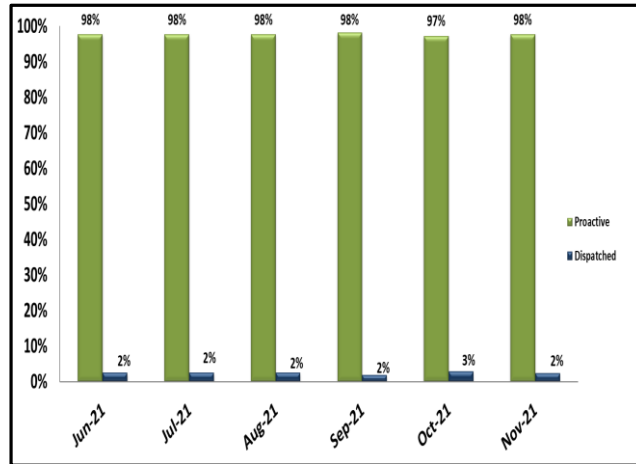
LAPD



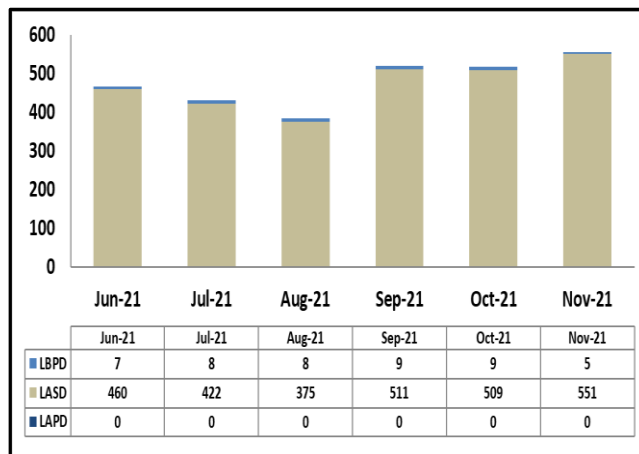
LASD



LAPD



Grade Crossing Operations



Grade Crossing Operation Locations November:

1. Blue Line Stations (269)
2. Expo Line Stations (58)
3. Gold Line Stations (229)

MONTHLY UPDATE ON TRANSIT POLICING PERFORMANCE - OCTOBER 2021

REPORTED CRIME				
CRIMES AGAINST PERSONS	LAPD	LASD	LBDP	FYTD
Homicide	0	0	0	1
Rape	0	0	0	1
Robbery	1	4	0	15
Aggravated Assault	2	1	0	28
Aggravated Assault on Operator	0	0	0	0
Battery	5	6	1	31
Battery Rail Operator	0	0	0	0
Sex Offenses	1	0	0	3
SUB-TOTAL	9	11	1	79
CRIMES AGAINST PROPERTY	LAPD	LASD	LBDP	FYTD
Burglary	0	0	0	3
Larceny	1	1	0	16
Bike Theft	0	1	0	1
Motor Vehicle Theft	0	0	0	1
Arson	0	0	0	0
Vandalism	2	1	1	16
SUB-TOTAL	3	3	1	37
CRIMES AGAINST SOCIETY	LAPD	LASD	LBDP	FYTD
Weapons	0	0	1	4
Narcotics	0	3	0	6
Trespassing	0	0	0	4
SUB-TOTAL	0	3	1	14
TOTAL	12	17	3	130

CRIMES PER STATION				
STATION	CRIMES AGAINST PERSONS	CRIMES AGAINST PROPERTY	CRIMES AGAINST SOCIETY	FYTD
7th St/Metro Ctr	2	0	0	5
Pico	0	0	0	6
Grand/LATTC	2	1	0	4
San Pedro St	1	0	0	3
Washington	2	2	0	12
Vernon	1	0	0	6
Slauson	0	0	0	4
Florence	2	0	0	8
Firestone	2	2	0	11
103rd St/Watts Towers	1	0	0	4
Willowbrook/Rosa Parks	5	0	2	26
Compton	1	1	0	9
Artesia	0	0	0	7
Del Amo	1	0	1	6
Wardlow	0	0	0	2
Willow St	0	0	0	4
PCH	1	0	0	1
Anaheim St	0	0	0	2
5th St	0	0	0	1
1st St	0	0	1	1
Downtown Long Beach	0	0	0	4
Pacific Av	0	1	0	4
Blue Line Rail Yard	0	0	0	0
Total	21	7	4	130

ARRESTS				
AGENCY	LAPD	LASD	LBDP	FYTD
Felony	1	8	0	38
Misdemeanor	2	24	1	126
TOTAL	3	32	1	164

CITATIONS				
AGENCY	LAPD	LASD	LBDP	FYTD
Other Citations	3	11	2	68
Vehicle Code Citations	0	3	81	359
TOTAL	3	14	83	427

CALLS FOR SERVICE				
AGENCY	LAPD	LASD	LBDP	FYTD
Routine	4	80	3	344
Priority	24	67	43	551
Emergency	4	5	19	96
TOTAL	32	152	65	991

DISPATCHED VS. PROACTIVE			
AGENCY	LAPD	LASD	LBDP
Dispatched	13%	1%	3%
Proactive	87%	99%	97%
TOTAL	100%	100%	100%

PERCENTAGE OF TIME ON THE RAIL SYSTEM	
Blue Line-LAPD	89%
Blue Line-LASD	80%
Blue Line-LBDP	75%

GRADE CROSSING OPERATIONS				
LOCATION	LAPD	LASD	LBDP	FYTD
Washington St	0	0	0	0
Flower St	0	0	0	0
103rd St	0	0	0	0
Wardlow Rd	0	0	9	34
Pacific Ave.	0	0	0	0
Willowbrook	0	62	0	233
Slauson	0	6	0	33
Firestone	0	6	0	38
Florence	0	17	0	99
Compton	0	49	0	247
Artesia	0	66	0	252
Del Amo	0	36	0	124
Long Beach Blvd	0	0	0	0
TOTAL	0	242	9	1,060

LEGEND
Los Angeles Police Department
Los Angeles County Sheriff's Department
Long Beach Police Department

MONTHLY UPDATE ON TRANSIT POLICING PERFORMANCE - OCTOBER 2021

REPORTED CRIME			
CRIMES AGAINST PERSONS	LAPD	LASD	FYTD
Homicide	0	0	0
Rape	0	0	0
Robbery	0	0	7
Aggravated Assault	0	0	8
Aggravated Assault on Operator	0	0	1
Battery	0	2	8
Battery Rail Operator	0	0	0
Sex Offenses	0	0	4
SUB-TOTAL	0	2	28
CRIMES AGAINST PROPERTY	LAPD	LASD	FYTD
Burglary	0	0	1
Larceny	1	2	6
Bike Theft	0	0	0
Motor Vehicle Theft	0	0	1
Arson	0	0	0
Vandalism	2	1	12
SUB-TOTAL	3	3	20
CRIMES AGAINST SOCIETY	LAPD	LASD	FYTD
Weapons	0	0	1
Narcotics	0	0	0
Trespassing	0	0	0
SUB-TOTAL	0	0	1
TOTAL	3	5	49

ARRESTS			
AGENCY	LAPD	LASD	FYTD
Felony	0	5	17
Misdemeanor	0	1	10
TOTAL	0	6	27

CITATIONS			
AGENCY	LAPD	LASD	FYTD
Other Citations	0	4	23
Vehicle Code Citations	0	2	5
TOTAL	0	6	28

CALLS FOR SERVICE			
AGENCY	LAPD	LASD	FYTD
Routine	3	101	489
Priority	14	56	255
Emergency	0	6	16
TOTAL	17	163	760

DISPATCHED VS. PROACTIVE		
AGENCY	LAPD	LASD
Dispatched	17%	4%
Proactive	83%	96%
TOTAL	100%	100%

CRIMES PER STATION				
STATION	CRIMES AGAINST PERSONS	CRIMES AGAINST PROPERTY	CRIMES AGAINST SOCIETY	FYTD
Redondo Beach	0	0	0	0
Douglas	0	0	0	0
El Segundo	0	0	0	1
Mariposa	0	0	0	2
Aviation/LAX	0	1	0	6
Hawthorne/Lennox	0	1	0	4
Crenshaw	1	0	0	5
Vermont/Athens	0	0	0	2
Harbor Fwy	0	2	0	2
Avalon	0	0	0	3
Willowbrook/Rosa Parks	1	0	0	10
Long Beach Bl	0	1	0	8
Lakewood Bl	0	1	0	2
Norwalk	0	0	0	4
Total	2	6	0	49

PERCENTAGE OF TIME SPENT ON THE RAIL SYSTEM	
Green Line-LAPD	89%
Green Line-LASD	92%

LEGEND	
Los Angeles Police Department	
Los Angeles County Sheriff's Department	

MONTHLY UPDATE ON TRANSIT POLICING PERFORMANCE - OCTOBER 2021

REPORTED CRIME			
CRIMES AGAINST PERSONS	LAPD	LASD	FYTD
Homicide	0	0	0
Rape	0	0	0
Robbery	1	1	14
Aggravated Assault	1	0	10
Aggravated Assault on Operator	0	0	0
Battery	5	1	19
Battery Rail Operator	0	0	0
Sex Offenses	0	0	3
SUB-TOTAL	7	2	46
CRIMES AGAINST PROPERTY	LAPD	LASD	FYTD
Burglary	0	0	0
Larceny	2	1	19
Bike Theft	0	0	0
Motor Vehicle Theft	0	0	0
Arson	0	1	1
Vandalism	1	1	6
SUB-TOTAL	3	3	26
CRIMES AGAINST SOCIETY	LAPD	LASD	FYTD
Weapons	0	3	4
Narcotics	0	0	0
Trespassing	1	0	2
SUB-TOTAL	1	3	6
TOTAL	11	8	78

ARRESTS			
AGENCY	LAPD	LASD	FYTD
Felony	0	1	9
Misdemeanor	0	4	7
TOTAL	0	5	16

CITATIONS			
AGENCY	LAPD	LASD	FYTD
Other Citations	0	3	5
Vehicle Code Citations	0	0	1
TOTAL	0	3	6

CALLS FOR SERVICE			
AGENCY	LAPD	LASD	FYTD
Routine	10	51	280
Priority	45	14	261
Emergency	5	4	22
TOTAL	60	69	563

DISPATCHED VS. PROACTIVE		
AGENCY	LAPD	LASD
Dispatched	16%	6%
Proactive	84%	94%
TOTAL	100%	100%

CRIMES PER STATION				
STATION	CRIMES AGAINST PERSONS	CRIMES AGAINST PROPERTY	CRIMES AGAINST SOCIETY	FYTD
7th St/Metro Ctr	2	0	0	3
Pico	0	0	0	0
LATTC/Ortho Institute	0	0	0	3
Jefferson/USC	1	0	1	4
Expo Park/USC	0	0	0	4
Expo/Vermont	1	0	0	7
Expo/Western	0	1	0	11
Expo/Crenshaw	1	0	0	4
Farmdale	0	1	0	6
Expo/La Brea	1	1	0	7
La Cienega/Jefferson	0	0	0	3
Culver City	0	1	0	2
Palms	0	0	0	0
Westwood/Rancho Park	0	0	0	2
Expo/Sepulveda	1	0	0	3
Expo/Bundy	0	0	0	3
26th St/Bergamot	0	1	0	1
17th St/SMC	0	0	0	2
Downtown Santa Monica	2	1	3	13
Expo Line Rail Yard	0	0	0	0
Total	9	6	4	78

PERCENTAGE OF TIME SPENT ON THE RAIL SYSTEM	
Expo Line-LAPD	90%
Expo Line-LASD	96%

GRADE CROSSING OPERATIONS			
LOCATION	LAPD	LASD	FYTD
Exposition Blvd	N/A	0	3
Santa Monica	N/A	83	193
Culver City	N/A	16	25
TOTAL	0	99	221

LEGEND	
Los Angeles Police Department	
Los Angeles County Sheriff's Department	

MONTHLY UPDATE ON TRANSIT POLICING PERFORMANCE - OCTOBER 2021

REPORTED CRIME

CRIMES AGAINST PERSONS	LAPD	FYTD
Homicide	1	1
Rape	0	3
Robbery	8	15
Aggravated Assault	18	40
Aggravated Assault on Operator	0	0
Battery	14	53
Battery Rail Operator	0	0
Sex Offenses	0	11
SUB-TOTAL	41	123
CRIMES AGAINST PROPERTY	LAPD	FYTD
Burglary	0	0
Larceny	7	39
Bike Theft	0	1
Motor Vehicle Theft	0	0
Arson	0	0
Vandalism	5	19
SUB-TOTAL	12	59
CRIMES AGAINST SOCIETY	LAPD	FYTD
Weapons	0	0
Narcotics	0	0
Trespassing	7	10
SUB-TOTAL	7	10
TOTAL	60	192

ARRESTS

AGENCY	LAPD	FYTD
Felony	8	21
Misdemeanor	9	33
TOTAL	17	54

CITATIONS

AGENCY	LAPD	FYTD
Other Citations	2	7
Vehicle Code Citations	1	5
TOTAL	3	12

CALLS FOR SERVICE

AGENCY	LAPD	FYTD
Routine	26	92
Priority	191	637
Emergency	22	67
TOTAL	239	796

DISPATCHED VS. PROACTIVE

AGENCY	LAPD
Dispatched	20%
Proactive	80%
TOTAL	100%

CRIMES PER STATION

STATION	CRIMES AGAINST PERSONS	CRIMES AGAINST PROPERTY	CRIMES AGAINST SOCIETY	FYTD
Union Station	2	1	0	18
Civic Center/Grand Park	0	0	0	9
Pershing Square	1	0	0	8
7th St/Metro Ctr	7	2	1	18
Westlake/MacArthur Park	10	1	1	29
Wilshire/Vermont	1	1	0	8
Wilshire/Normandie	1	0	0	2
Vermont/Beverly	2	0	0	10
Wilshire/Western	2	0	0	7
Vermont/Santa Monica	2	1	1	8
Vermont/Sunset	2	0	1	6
Hollywood/Western	2	0	0	4
Hollywood/Vine	2	2	0	13
Hollywood/Highland	1	2	2	18
Universal City/Studio City	1	1	0	9
North Hollywood	5	1	1	25
Red Line Rail Yard	0	0	0	0
Total	41	12	7	192

PERCENTAGE OF TIME SPENT ON THE RAIL SYSTEM

Red Line- LAPD	89%
----------------	-----

LEGEND

Los Angeles Police Department

GOLD LINE

ATTACHMENT E

MONTHLY UPDATE ON TRANSIT POLICING PERFORMANCE - OCTOBER 2021

REPORTED CRIME			
CRIMES AGAINST PERSONS	LAPD	LASD	FYTD
Homicide	0	0	0
Rape	1	0	1
Robbery	1	1	4
Aggravated Assault	0	3	7
Aggravated Assault on Operator	0	0	0
Battery	0	2	8
Battery Rail Operator	0	0	1
Sex Offenses	0	0	3
SUB-TOTAL	2	6	24
CRIMES AGAINST PROPERTY	LAPD	LASD	FYTD
Burglary	0	0	0
Larceny	1	3	17
Bike Theft	0	0	5
Motor Vehicle Theft	0	0	0
Arson	0	0	0
Vandalism	0	4	19
SUB-TOTAL	1	7	41
CRIMES AGAINST SOCIETY	LAPD	LASD	FYTD
Weapons	0	0	0
Narcotics	0	2	3
Trespassing	1	0	3
SUB-TOTAL	1	2	6
TOTAL	4	15	71

ARRESTS			
AGENCY	LAPD	LASD	FYTD
Felony	1	4	15
Misdemeanor	1	12	23
TOTAL	2	16	38

CITATIONS			
AGENCY	LAPD	LASD	FYTD
Other Citations	1	16	41
Vehicle Code Citations	2	0	3
TOTAL	3	16	44

CALLS FOR SERVICE			
AGENCY	LAPD	LASD	FYTD
Routine	6	154	646
Priority	28	89	422
Emergency	1	9	33
TOTAL	35	252	1,101

DISPATCHED VS. PROACTIVE		
AGENCY	LAPD	LASD
Dispatched	17%	6%
Proactive	83%	94%
TOTAL	100%	100%

CRIMES PER STATION				
STATION	CRIMES AGAINST PERSONS	CRIMES AGAINST PROPERTY	CRIMES AGAINST SOCIETY	FYTD
APU/Citrus College	0	0	0	3
Azusa Downtown	0	0	0	1
Irwindale	1	1	1	5
Duarte/City of Hope	0	1	0	3
Monrovia	0	0	0	4
Arcadia	2	0	0	4
Sierra Madre Villa	0	1	0	10
Allen	0	0	0	1
Lake	1	0	0	4
Memorial Park	0	2	0	3
Del Mar	0	1	0	2
Fillmore	0	0	1	3
South Pasadena	0	1	0	2
Highland Park	0	0	0	1
Southwest Museum	1	0	0	9
Heritage Square	0	0	0	1
Lincoln/Cypress	0	0	0	1
Chinatown	1	0	1	2
Union Station	0	0	0	2
Little Tokyo/Arts Dist	0	0	0	0
Pico/Aliso	0	0	0	2
Mariachi Plaza	0	1	0	1
Soto	0	0	0	2
Indiana (both LAPD & LASD)	1	0	0	2
Maravilla	1	0	0	2
East LA Civic Ctr	0	0	0	0
Atlantic	0	0	0	1
Total	8	8	3	71

PERCENTAGE OF TIME SPENT ON THE RAIL SYSTEM	
Gold Line-LAPD	87%
Gold Line-LASD	87%

GRADE CROSSING OPERATIONS			
LOCATION	LAPD	LASD	FYTD
Marmion Way	0	0	0
Arcadia Station	0	18	55
Irwindale	0	18	79
Monrovia	0	13	43
City of Pasadena	0	14	113
Magnolia Ave	0	0	0
Duarte Station	0	12	38
City Of Azusa	0	12	59
South Pasadena	0	2	19
City Of East LA	0	79	164
Figueroa St	0	0	0
TOTAL GOAL= 10	0	168	570

LEGEND	
Los Angeles Police Department	
Los Angeles County Sheriff's Department	

MONTHLY UPDATE ON TRANSIT POLICING PERFORMANCE - OCTOBER 2021

REPORTED CRIME		
CRIMES AGAINST PERSONS	LAPD	FYTD
Homicide	0	0
Rape	0	0
Robbery	1	2
Aggravated Assault	2	6
Aggravated Assault on Operator	0	0
Battery	0	5
Battery Bus Operator	0	1
Sex Offenses	0	0
SUB-TOTAL	3	14
CRIMES AGAINST PROPERTY	LAPD	FYTD
Burglary	0	0
Larceny	1	1
Bike Theft	0	0
Motor Vehicle Theft	0	0
Arson	0	0
Vandalism	1	2
SUB-TOTAL	2	3
CRIMES AGAINST SOCIETY	LAPD	FYTD
Weapons	0	0
Narcotics	0	0
Trespassing	0	0
SUB-TOTAL	0	0
TOTAL	5	17

ARRESTS		
AGENCY	LAPD	FYTD
Felony	0	1
Misdemeanor	1	4
TOTAL	1	5

CITATIONS		
AGENCY	LAPD	FYTD
Other Citations	0	0
Vehicle Code Citations	0	0
TOTAL	0	0

CALLS FOR SERVICE		
AGENCY	LAPD	FYTD
Routine	1	3
Priority	4	14
Emergency	0	0
TOTAL	5	17

DISPATCHED VS. PROACTIVE	
AGENCY	LAPD
Dispatched	19%
Proactive	81%
TOTAL	100%

PERCENTAGE OF TIME SPENT ON THE BUS SYSTEM	
Orange Line- LAPD	87%

LEGEND	
Los Angeles Police Department	

CRIMES PER STATION				
STATION	CRIMES AGAINST PERSONS	CRIMES AGAINST PROPERTY	CRIMES AGAINST SOCIETY	FYTD
North Hollywood	1	1	0	6
Laurel Canyon	0	0	0	1
Valley College	0	0	0	0
Woodman	1	0	0	1
Van Nuys	0	1	0	2
Sepulveda	1	0	0	2
Woodley	0	0	0	0
Balboa	0	0	0	0
Reseda	0	0	0	0
Tampa	0	0	0	0
Pierce College	0	0	0	2
De Soto	0	0	0	1
Canoga	0	0	0	0
Warner Center	0	0	0	0
Sherman Way	0	0	0	1
Roscoe	0	0	0	0
Nordhoff	0	0	0	1
Chatsworth	0	0	0	0
Total	3	2	0	17

MONTHLY UPDATE ON TRANSIT POLICING PERFORMANCE - OCTOBER 2021

REPORTED CRIME			
CRIMES AGAINST PERSONS	LAPD	LASD	FYTD
Homicide	0	0	0
Rape	0	0	1
Robbery	0	0	0
Aggravated Assault	0	0	2
Aggravated Assault on Operator	0	0	0
Battery	0	0	1
Battery Bus Operator	0	0	0
Sex Offenses	0	0	0
SUB-TOTAL	0	0	4
CRIMES AGAINST PROPERTY	LAPD	LASD	FYTD
Burglary	0	0	0
Larceny	0	0	3
Bike Theft	0	0	1
Motor Vehicle Theft	0	0	0
Arson	0	0	0
Vandalism	0	0	0
SUB-TOTAL	0	0	4
CRIMES AGAINST SOCIETY	LAPD	LASD	FYTD
Weapons	0	0	0
Narcotics	0	0	1
Trespassing	0	0	0
SUB-TOTAL	0	0	1
TOTAL	0	0	9

ARRESTS			
AGENCY	LAPD	LASD	FYTD
Felony	0	1	2
Misdemeanor	0	5	7
TOTAL	0	6	9

CITATIONS			
AGENCY	LAPD	LASD	FYTD
Other Citations	0	0	0
Vehicle Code Citations	0	1	1
TOTAL	0	1	1

CALLS FOR SERVICE			
AGENCY	LAPD	LASD	FYTD
Routine	1	1	11
Priority	2	3	10
Emergency	0	0	1
TOTAL	3	4	22

DISPATCHED VS. PROACTIVE		
AGENCY	LAPD	LASD
Dispatched	0%	1%
Proactive	0%	99%
TOTAL	0%	100%

PERCENTAGE OF TIME SPENT ON THE BUS SYSTEM	
Silver Line- LAPD	0%
Silver Line- LASD	92%

Los Angeles Police Department
Los Angeles County Sheriff's Department

CRIMES PER STATION				
STATION	CRIMES AGAINST PERSONS	CRIMES AGAINST PROPERTY	CRIMES AGAINST SOCIETY	FYTD
El Monte	0	0	0	1
Cal State LA	0	0	0	0
LAC/USC Medical Ctr	0	0	0	0
Alameda	0	0	0	1
Downtown	0	0	0	1
37th St/USC	0	0	0	0
Slauson	0	0	0	2
Manchester	0	0	0	0
Harbor Fwy	0	0	0	1
Rosecrans	0	0	0	0
Harbor Gateway Transit Ctr	0	0	0	3
Carson	0	0	0	0
PCH	0	0	0	0
San Pedro/Beacon	0	0	0	0
Total	0	0	0	9

MONTHLY UPDATE ON TRANSIT POLICING PERFORMANCE - OCTOBER 2021

REPORTED CRIME			
CRIMES AGAINST PERSONS	LAPD	LASD	FYTD
Homicide	0	0	0
Rape	0	0	0
Robbery	4	4	24
Aggravated Assault	10	1	33
Aggravated Assault on Operator	1	1	12
Battery	25	1	92
Battery Bus Operator	5	2	28
Sex Offenses	1	0	6
SUB-TOTAL	46	9	195
CRIMES AGAINST PROPERTY	LAPD	LASD	FYTD
Burglary	0	1	1
Larceny	6	1	25
Bike Theft	0	1	7
Motor Vehicle Theft	0	0	2
Arson	0	0	0
Vandalism	3	2	32
SUB-TOTAL	9	5	67
CRIMES AGAINST SOCIETY	LAPD	LASD	FYTD
Weapons	0	3	5
Narcotics	0	5	21
Trespassing	1	0	2
SUB-TOTAL	1	8	28
TOTAL	56	22	290

LASD's Crimes per Sector		
Sector		FYTD
Westside	3	11
San Fernando	0	6
San Gabriel Valley	4	21
Gateway Cities	10	35
South Bay	5	32
Total	22	105

LAPD's Crimes per Sector		
Sector		FYTD
Valley Bureau		
Van Nuys	3	8
West Valley	1	3
North Hollywood	4	10
Foothill	1	4
Devonshire	0	2
Mission	1	3
Topanga	1	5
Central Bureau		
Central	13	35
Rampart	2	10
Hollenbeck	0	4
Northeast	2	5
Newton	2	6
West Bureau		
Hollywood	2	10
Wilshire	2	12
West LA	1	4
Pacific	6	9
Olympic	4	20
Southwest Bureau		
Southwest	8	15
Harbor	0	1
77th Street	3	15
Southeast	0	4
Total	56	185

ARRESTS			
AGENCY	LAPD	LASD	FYTD
Felony	1	8	32
Misdemeanor	3	52	183
TOTAL	4	60	215

CITATIONS			
AGENCY	LAPD	LASD	FYTD
Other Citations	0	82	277
Vehicle Code Citations	0	21	71
TOTAL	0	103	348

CALLS FOR SERVICE			
AGENCY	LAPD	LASD	FYTD
Routine	3	204	695
Priority	5	93	436
Emergency	0	7	30
TOTAL	8	304	1,161

DISPATCHED VS. PROACTIVE		
AGENCY	LAPD	LASD
Dispatched	20%	3%
Proactive	80%	97%
TOTAL	100%	100%

PERCENTAGE OF TIME SPENT ON THE BUS SYSTEM	
LAPD BUS	89%
LASD BUS	93%

LEGEND	
Los Angeles Police Department	
Los Angeles County Sheriff's Department	

UNION STATION

ATTACHMENT E

MONTHLY UPDATE ON TRANSIT POLICING PERFORMANCE - OCTOBER 2021

REPORTED CRIME		
CRIMES AGAINST PERSONS	LAPD	FYTD
Homicide	0	0
Rape	0	2
Robbery	1	7
Aggravated Assault	5	11
Aggravated Assault on Operator	0	0
Battery	10	42
Battery Rail Operator	0	0
Sex Offenses	0	3
SUB-TOTAL	16	65
CRIMES AGAINST PROPERTY	LAPD	FYTD
Burglary	1	4
Larceny	6	23
Bike Theft	0	1
Motor Vehicle Theft	0	0
Arson	0	0
Vandalism	2	5
SUB-TOTAL	9	33
CRIMES AGAINST SOCIETY	LAPD	FYTD
Weapons	0	0
Narcotics	0	0
Trespassing	2	10
SUB-TOTAL	2	10
TOTAL	27	108

ARRESTS		
AGENCY	LAPD	FYTD
Felony	9	26
Misdemeanor	8	24
TOTAL	17	50

CITATIONS		
AGENCY	LAPD	FYTD
Other Citations	0	2
Vehicle Code Citations	0	0
TOTAL	0	2

CALLS FOR SERVICE		
AGENCY	LAPD	FYTD
Routine	10	33
Priority	39	139
Emergency	1	4
TOTAL	50	176

DISPATCHED VS. PROACTIVE	
AGENCY	LAPD
Dispatched	22%
Proactive	78%
TOTAL	100%

PERCENTAGE OF TIME SPENT AT UNION STATION	
LOCATION	LAPD
Union Station	87%

LEGEND
Los Angeles Police Department

MONTHLY UPDATE ON TRANSIT POLICING PERFORMANCE - NOVEMBER 2021

REPORTED CRIME				
CRIMES AGAINST PERSONS	LAPD	LASD	LBPD	FYTD
Homicide	0	0	0	1
Rape	0	0	0	1
Robbery	1	2	0	18
Aggravated Assault	0	3	0	31
Aggravated Assault on Operator	0	0	0	0
Battery	8	5	2	46
Battery Rail Operator	1	0	0	1
Sex Offenses	1	2	0	6
SUB-TOTAL	11	12	2	104
CRIMES AGAINST PROPERTY	LAPD	LASD	LBPD	FYTD
Burglary	0	0	0	3
Larceny	0	1	0	17
Bike Theft	0	0	0	1
Motor Vehicle Theft	0	0	0	1
Arson	0	0	0	0
Vandalism	0	1	0	17
SUB-TOTAL	0	2	0	39
CRIMES AGAINST SOCIETY	LAPD	LASD	LBPD	FYTD
Weapons	0	1	0	5
Narcotics	0	1	0	7
Trespassing	0	0	0	4
SUB-TOTAL	0	2	0	16
TOTAL	11	16	2	159

CRIMES PER STATION				
STATION	CRIMES AGAINST PERSONS	CRIMES AGAINST PROPERTY	CRIMES AGAINST SOCIETY	FYTD
7th St/Metro Ctr	0	0	0	5
Pico	1	0	0	7
Grand/LATTC	2	0	0	6
San Pedro St	2	0	0	5
Washington	2	0	0	14
Vernon	3	0	0	9
Slauson	3	0	0	7
Florence	2	0	0	10
Firestone	0	0	0	11
103rd St/Watts Towers	1	0	0	5
Willowbrook/Rosa Parks	7	0	1	34
Compton	0	1	0	10
Artesia	0	1	0	8
Del Amo	0	0	1	7
Wardlow	0	0	0	2
Willow St	1	0	0	5
PCH	0	0	0	1
Anaheim St	0	0	0	2
5th St	0	0	0	1
1st St	0	0	0	1
Downtown Long Beach	1	0	0	5
Pacific Av	0	0	0	4
Blue Line Rail Yard	0	0	0	0
Total	25	2	2	159

ARRESTS				
AGENCY	LAPD	LASD	LBPD	FYTD
Felony	0	5	1	44
Misdemeanor	0	28	4	158
TOTAL	0	33	5	202

CITATIONS				
AGENCY	LAPD	LASD	LBPD	FYTD
Other Citations	0	13	0	81
Vehicle Code Citations	0	2	44	405
TOTAL	0	15	44	486

CALLS FOR SERVICE				
AGENCY	LAPD	LASD	LBPD	FYTD
Routine	4	83	4	435
Priority	20	51	42	664
Emergency	4	10	6	116
TOTAL	28	144	52	1,215

DISPATCHED VS. PROACTIVE			
AGENCY	LAPD	LASD	LBPD
Dispatched	28%	2%	2%
Proactive	72%	98%	98%
TOTAL	100%	100%	100%

PERCENTAGE OF TIME ON THE RAIL SYSTEM	
Blue Line-LAPD	90%
Blue Line-LASD	82%
Blue Line-LBPD	75%

GRADE CROSSING OPERATIONS				
LOCATION	LAPD	LASD	LBPD	FYTD
Washington St	0	0	0	0
Flower St	0	0	0	0
103rd St	0	0	0	0
Wardlow Rd	0	0	5	39
Pacific Ave.	0	0	0	0
Willowbrook	0	63	0	296
Slauson	0	21	0	54
Firestone	0	8	0	46
Florence	0	27	0	126
Compton	0	67	0	314
Artesia	0	52	0	304
Del Amo	0	26	0	150
Long Beach Blvd	0	0	0	0
TOTAL	0	264	5	1,329

LEGEND
Los Angeles Police Department
Los Angeles County Sheriff's Department
Long Beach Police Department

MONTHLY UPDATE ON TRANSIT POLICING PERFORMANCE - NOVEMBER 2021

REPORTED CRIME			
CRIMES AGAINST PERSONS	LAPD	LASD	FYTD
Homicide	0	1	1
Rape	0	0	0
Robbery	2	2	11
Aggravated Assault	1	1	10
Aggravated Assault on Operator	0	0	1
Battery	0	0	8
Battery Rail Operator	0	0	0
Sex Offenses	0	1	5
SUB-TOTAL	3	5	36
CRIMES AGAINST PROPERTY	LAPD	LASD	FYTD
Burglary	0	0	1
Larceny	1	1	8
Bike Theft	0	0	0
Motor Vehicle Theft	0	0	1
Arson	0	0	0
Vandalism	1	5	18
SUB-TOTAL	2	6	28
CRIMES AGAINST SOCIETY	LAPD	LASD	FYTD
Weapons	0	0	1
Narcotics	0	0	0
Trespassing	0	0	0
SUB-TOTAL	0	0	1
TOTAL	5	11	65

ARRESTS			
AGENCY	LAPD	LASD	FYTD
Felony	0	5	22
Misdemeanor	1	0	11
TOTAL	1	5	33

CITATIONS			
AGENCY	LAPD	LASD	FYTD
Other Citations	0	2	25
Vehicle Code Citations	0	0	5
TOTAL	0	2	30

CALLS FOR SERVICE			
AGENCY	LAPD	LASD	FYTD
Routine	3	124	616
Priority	5	48	308
Emergency	3	9	28
TOTAL	11	181	952

DISPATCHED VS. PROACTIVE		
AGENCY	LAPD	LASD
Dispatched	18%	6%
Proactive	82%	94%
TOTAL	100%	100%

CRIMES PER STATION				
STATION	CRIMES AGAINST PERSONS	CRIMES AGAINST PROPERTY	CRIMES AGAINST SOCIETY	FYTD
Redondo Beach	1	1	0	2
Douglas	0	0	0	0
El Segundo	0	0	0	1
Mariposa	0	0	0	2
Aviation/LAX	0	0	0	6
Hawthorne/Lennox	0	0	0	4
Crenshaw	3	0	0	8
Vermont/Athens	0	2	0	4
Harbor Fwy	1	1	0	4
Avalon	2	1	0	6
Willowbrook/Rosa Parks	1	1	0	12
Long Beach Bl	0	1	0	9
Lakewood Bl	0	0	0	2
Norwalk	0	1	0	5
Total	8	8	0	65

PERCENTAGE OF TIME SPENT ON THE RAIL SYSTEM	
Green Line-LAPD	91%
Green Line-LASD	93%

LEGEND	
Los Angeles Police Department	
Los Angeles County Sheriff's Department	

MONTHLY UPDATE ON TRANSIT POLICING PERFORMANCE - NOVEMBER 2021

REPORTED CRIME			
CRIMES AGAINST PERSONS	LAPD	LASD	FYTD
Homicide	0	0	0
Rape	0	0	0
Robbery	1	2	17
Aggravated Assault	2	0	12
Aggravated Assault on Operator	0	0	0
Battery	2	0	21
Battery Rail Operator	0	0	0
Sex Offenses	0	0	3
SUB-TOTAL	5	2	53
CRIMES AGAINST PROPERTY	LAPD	LASD	FYTD
Burglary	0	0	0
Larceny	3	2	24
Bike Theft	0	0	0
Motor Vehicle Theft	0	0	0
Arson	0	0	1
Vandalism	1	0	7
SUB-TOTAL	4	2	32
CRIMES AGAINST SOCIETY	LAPD	LASD	FYTD
Weapons	0	0	4
Narcotics	0	0	0
Trespassing	0	0	2
SUB-TOTAL	0	0	6
TOTAL	9	4	91

ARRESTS			
AGENCY	LAPD	LASD	FYTD
Felony	2	1	12
Misdemeanor	1	0	8
TOTAL	3	1	20

CITATIONS			
AGENCY	LAPD	LASD	FYTD
Other Citations	0	1	6
Vehicle Code Citations	0	0	1
TOTAL	0	1	7

CALLS FOR SERVICE			
AGENCY	LAPD	LASD	FYTD
Routine	8	67	355
Priority	43	13	317
Emergency	5	2	29
TOTAL	56	82	701

DISPATCHED VS. PROACTIVE		
AGENCY	LAPD	LASD
Dispatched	18%	7%
Proactive	82%	93%
TOTAL	100%	100%

CRIMES PER STATION				
STATION	CRIMES AGAINST PERSONS	CRIMES AGAINST PROPERTY	CRIMES AGAINST SOCIETY	FYTD
7th St/Metro Ctr	0	0	0	3
Pico	0	0	0	0
LATTC/Ortho Institute	0	0	0	3
Jefferson/USC	0	0	0	4
Expo Park/USC	0	0	0	4
Expo/Vermont	2	1	0	10
Expo/Western	2	0	0	13
Expo/Crenshaw	0	1	0	5
Farmdale	0	0	0	6
Expo/La Brea	1	0	0	8
La Cienega/Jefferson	0	1	0	4
Culver City	0	1	0	3
Palms	0	0	0	0
Westwood/Rancho Park	0	0	0	2
Expo/Sepulveda	0	1	0	4
Expo/Bundy	0	0	0	3
26th St/Bergamot	0	0	0	1
17th St/SMC	0	0	0	2
Downtown Santa Monica	2	1	0	16
Expo Line Rail Yard	0	0	0	0
Total	7	6	0	91

PERCENTAGE OF TIME SPENT ON THE RAIL SYSTEM	
Expo Line-LAPD	92%
Expo Line-LASD	95%

GRADE CROSSING OPERATIONS			
LOCATION	LAPD	LASD	FYTD
Exposition Blvd	N/A	0	3
Santa Monica	N/A	50	243
Culver City	N/A	8	33
TOTAL	0	58	279

LEGEND	
Los Angeles Police Department	
Los Angeles County Sheriff's Department	

MONTHLY UPDATE ON TRANSIT POLICING PERFORMANCE - NOVEMBER 2021

REPORTED CRIME		
CRIMES AGAINST PERSONS	LAPD	FYTD
Homicide	0	1
Rape	0	3
Robbery	4	19
Aggravated Assault	9	49
Aggravated Assault on Operator	0	0
Battery	20	73
Battery Rail Operator	0	0
Sex Offenses	5	16
SUB-TOTAL	38	161
CRIMES AGAINST PROPERTY	LAPD	FYTD
Burglary	0	0
Larceny	11	50
Bike Theft	0	1
Motor Vehicle Theft	0	0
Arson	0	0
Vandalism	3	22
SUB-TOTAL	14	73
CRIMES AGAINST SOCIETY	LAPD	FYTD
Weapons	0	0
Narcotics	0	0
Trespassing	4	14
SUB-TOTAL	4	14
TOTAL	56	248

ARRESTS		
AGENCY	LAPD	FYTD
Felony	4	25
Misdemeanor	4	37
TOTAL	8	62

CITATIONS		
AGENCY	LAPD	FYTD
Other Citations	2	9
Vehicle Code Citations	0	5
TOTAL	2	14

CALLS FOR SERVICE		
AGENCY	LAPD	FYTD
Routine	26	118
Priority	163	800
Emergency	13	80
TOTAL	202	998

DISPATCHED VS. PROACTIVE	
AGENCY	LAPD
Dispatched	18%
Proactive	82%
TOTAL	100%

CRIMES PER STATION				
STATION	CRIMES AGAINST PERSONS	CRIMES AGAINST PROPERTY	CRIMES AGAINST SOCIETY	FYTD
Union Station	1	3	0	22
Civic Center/Grand Park	1	0	0	10
Pershing Square	3	3	0	14
7th St/Metro Ctr	4	2	2	26
Westlake/MacArthur Park	3	2	0	34
Wilshire/Vermont	1	0	1	10
Wilshire/Normandie	0	1	0	3
Vermont/Beverly	4	1	0	15
Wilshire/Western	1	0	0	8
Vermont/Santa Monica	1	1	1	11
Vermont/Sunset	1	0	0	7
Hollywood/Western	7	0	0	11
Hollywood/Vine	0	1	0	14
Hollywood/Highland	1	0	0	19
Universal City/Studio City	5	0	0	14
North Hollywood	5	0	0	30
Red Line Rail Yard	0	0	0	0
Total	38	14	4	248

PERCENTAGE OF TIME SPENT ON THE RAIL SYSTEM	
Red Line- LAPD	89%

LEGEND	
Los Angeles Police Department	

MONTHLY UPDATE ON TRANSIT POLICING PERFORMANCE - NOVEMBER 2021

REPORTED CRIME			
CRIMES AGAINST PERSONS	LAPD	LASD	FYTD
Homicide	0	0	0
Rape	0	0	1
Robbery	0	1	5
Aggravated Assault	0	2	9
Aggravated Assault on Operator	0	0	0
Battery	1	2	11
Battery Rail Operator	0	0	1
Sex Offenses	2	0	5
SUB-TOTAL	3	5	32
CRIMES AGAINST PROPERTY	LAPD	LASD	FYTD
Burglary	0	0	0
Larceny	0	1	18
Bike Theft	0	1	6
Motor Vehicle Theft	0	1	1
Arson	0	0	0
Vandalism	2	3	24
SUB-TOTAL	2	6	49
CRIMES AGAINST SOCIETY	LAPD	LASD	FYTD
Weapons	0	0	0
Narcotics	0	1	4
Trespassing	0	1	4
SUB-TOTAL	0	2	8
TOTAL	5	13	89

ARRESTS			
AGENCY	LAPD	LASD	FYTD
Felony	0	3	18
Misdemeanor	1	9	33
TOTAL	1	12	51

CITATIONS			
AGENCY	LAPD	LASD	FYTD
Other Citations	0	15	56
Vehicle Code Citations	0	0	3
TOTAL	0	15	59

CALLS FOR SERVICE			
AGENCY	LAPD	LASD	FYTD
Routine	8	162	816
Priority	29	67	518
Emergency	4	6	43
TOTAL	41	235	1,377

DISPATCHED VS. PROACTIVE		
AGENCY	LAPD	LASD
Dispatched	18%	6%
Proactive	82%	94%
TOTAL	100%	100%

CRIMES PER STATION				
STATION	CRIMES AGAINST PERSONS	CRIMES AGAINST PROPERTY	CRIMES AGAINST SOCIETY	FYTD
APU/Citrus College	0	1	1	5
Azusa Downtown	1	0	0	2
Irwindale	1	0	0	6
Duarte/City of Hope	0	1	0	4
Monrovia	1	1	0	6
Arcadia	1	0	0	5
Sierra Madre Villa	0	2	1	13
Allen	0	0	0	1
Lake	0	0	0	4
Memorial Park	1	0	0	4
Del Mar	0	0	0	2
Fillmore	0	0	0	3
South Pasadena	0	1	0	3
Highland Park	1	0	0	2
Southwest Museum	0	0	0	9
Heritage Square	0	0	0	1
Lincoln/Cypress	1	1	0	3
Chinatown	1	1	0	4
Union Station	0	0	0	2
Little Tokyo/Arts Dist	0	0	0	0
Pico/Aliso	0	0	0	2
Mariachi Plaza	0	0	0	1
Soto	0	0	0	2
Indiana (both LAPD & LASD)	0	0	0	2
Maravilla	0	0	0	2
East LA Civic Ctr	0	0	0	0
Atlantic	0	0	0	1
Total	8	8	2	89

PERCENTAGE OF TIME SPENT ON THE RAIL SYSTEM	
Gold Line-LAPD	89%
Gold Line-LASD	89%

GRADE CROSSING OPERATIONS			
LOCATION	LAPD	LASD	FYTD
Marmion Way	0	0	0
Arcadia Station	0	19	74
Irwindale	0	21	100
Monrovia	0	13	56
City of Pasadena	0	47	160
Magnolia Ave	0	0	0
Duarte Station	0	32	70
City Of Azusa	0	28	87
South Pasadena	0	5	24
City Of East LA	0	64	228
Figueroa St	0	0	0
TOTAL GOAL= 10	0	229	799

LEGEND	
Los Angeles Police Department	
Los Angeles County Sheriff's Department	

MONTHLY UPDATE ON TRANSIT POLICING PERFORMANCE - NOVEMBER 2021

REPORTED CRIME		
CRIMES AGAINST PERSONS	LAPD	FYTD
Homicide	0	0
Rape	0	0
Robbery	0	2
Aggravated Assault	0	6
Aggravated Assault on Operator	0	0
Battery	0	5
Battery Bus Operator	0	1
Sex Offenses	0	0
SUB-TOTAL	0	14
CRIMES AGAINST PROPERTY	LAPD	FYTD
Burglary	0	0
Larceny	0	1
Bike Theft	0	0
Motor Vehicle Theft	0	0
Arson	0	0
Vandalism	0	2
SUB-TOTAL	0	3
CRIMES AGAINST SOCIETY	LAPD	FYTD
Weapons	0	0
Narcotics	0	0
Trespassing	0	0
SUB-TOTAL	0	0
TOTAL	0	17

ARRESTS		
AGENCY	LAPD	FYTD
Felony	0	1
Misdemeanor	0	4
TOTAL	0	5

CITATIONS		
AGENCY	LAPD	FYTD
Other Citations	0	0
Vehicle Code Citations	0	0
TOTAL	0	0

CALLS FOR SERVICE		
AGENCY	LAPD	FYTD
Routine	2	5
Priority	4	18
Emergency	0	0
TOTAL	6	23

DISPATCHED VS. PROACTIVE	
AGENCY	LAPD
Dispatched	19%
Proactive	81%
TOTAL	100%

PERCENTAGE OF TIME SPENT ON THE BUS SYSTEM	
Orange Line- LAPD	90%

LEGEND	
Los Angeles Police Department	

CRIMES PER STATION				
STATION	CRIMES AGAINST PERSONS	CRIMES AGAINST PROPERTY	CRIMES AGAINST SOCIETY	FYTD
North Hollywood	0	0	0	6
Laurel Canyon	0	0	0	1
Valley College	0	0	0	0
Woodman	0	0	0	1
Van Nuys	0	0	0	2
Sepulveda	0	0	0	2
Woodley	0	0	0	0
Balboa	0	0	0	0
Reseda	0	0	0	0
Tampa	0	0	0	0
Pierce College	0	0	0	2
De Soto	0	0	0	1
Canoga	0	0	0	0
Warner Center	0	0	0	0
Sherman Way	0	0	0	1
Roscoe	0	0	0	0
Nordhoff	0	0	0	1
Chatsworth	0	0	0	0
Total	0	0	0	17

MONTHLY UPDATE ON TRANSIT POLICING PERFORMANCE - NOVEMBER 2021

REPORTED CRIME			
CRIMES AGAINST PERSONS	LAPD	LASD	FYTD
Homicide	0	0	0
Rape	0	0	1
Robbery	0	0	0
Aggravated Assault	0	0	2
Aggravated Assault on Operator	0	0	0
Battery	1	0	2
Battery Bus Operator	0	0	0
Sex Offenses	0	0	0
SUB-TOTAL	1	0	5
CRIMES AGAINST PROPERTY	LAPD	LASD	FYTD
Burglary	0	0	0
Larceny	0	0	3
Bike Theft	0	0	1
Motor Vehicle Theft	0	0	0
Arson	0	0	0
Vandalism	0	0	0
SUB-TOTAL	0	0	4
CRIMES AGAINST SOCIETY	LAPD	LASD	FYTD
Weapons	0	0	0
Narcotics	0	0	1
Trespassing	0	0	0
SUB-TOTAL	0	0	1
TOTAL	1	0	10

ARRESTS			
AGENCY	LAPD	LASD	FYTD
Felony	0	1	3
Misdemeanor	0	0	7
TOTAL	0	1	10

CITATIONS			
AGENCY	LAPD	LASD	FYTD
Other Citations	0	0	0
Vehicle Code Citations	0	0	1
TOTAL	0	0	1

CALLS FOR SERVICE			
AGENCY	LAPD	LASD	FYTD
Routine	0	2	13
Priority	3	0	13
Emergency	0	0	1
TOTAL	3	2	27

DISPATCHED VS. PROACTIVE		
AGENCY	LAPD	LASD
Dispatched	0%	2%
Proactive	0%	98%
TOTAL	0%	100%

PERCENTAGE OF TIME SPENT ON THE BUS SYSTEM	
Silver Line- LAPD	0%
Silver Line- LASD	96%

Los Angeles Police Department
Los Angeles County Sheriff's Department

CRIMES PER STATION				
STATION	CRIMES AGAINST PERSONS	CRIMES AGAINST PROPERTY	CRIMES AGAINST SOCIETY	FYTD
El Monte	0	0	0	1
Cal State LA	0	0	0	0
LAC/USC Medical Ctr	0	0	0	0
Alameda	1	0	0	2
Downtown	0	0	0	1
37th St/USC	0	0	0	0
Slauson	0	0	0	2
Manchester	0	0	0	0
Harbor Fwy	0	0	0	1
Rosecrans	0	0	0	0
Harbor Gateway Transit Ctr	0	0	0	3
Carson	0	0	0	0
PCH	0	0	0	0
San Pedro/Beacon	0	0	0	0
Total	1	0	0	10

MONTHLY UPDATE ON TRANSIT POLICING PERFORMANCE - NOVEMBER 2021

REPORTED CRIME			
CRIMES AGAINST PERSONS	LAPD	LASD	FYTD
Homicide	0	0	0
Rape	0	0	0
Robbery	5	0	29
Aggravated Assault	6	8	47
Aggravated Assault on Operator	2	3	17
Battery	19	6	117
Battery Bus Operator	9	4	41
Sex Offenses	2	0	8
SUB-TOTAL	43	21	259
CRIMES AGAINST PROPERTY	LAPD	LASD	FYTD
Burglary	0	0	1
Larceny	12	2	39
Bike Theft	0	1	8
Motor Vehicle Theft	0	0	2
Arson	0	0	0
Vandalism	3	4	39
SUB-TOTAL	15	7	89
CRIMES AGAINST SOCIETY	LAPD	LASD	FYTD
Weapons	0	1	6
Narcotics	0	6	27
Trespassing	0	0	2
SUB-TOTAL	0	7	35
TOTAL	58	35	383

LASD's Crimes per Sector		
Sector		FYTD
Westside	7	18
San Fernando	3	9
San Gabriel Valley	3	24
Gateway Cities	13	48
South Bay	9	41
Total	35	140

LAPD's Crimes per Sector		
Sector		FYTD
Valley Bureau		
Van Nuys	4	12
West Valley	1	4
North Hollywood	2	12
Foothill	0	4
Devonshire	2	4
Mission	0	3
Topanga	1	6
Central Bureau		
Central	5	40
Rampart	1	11
Hollenbeck	1	5
Northeast	2	7
Newton	5	11
West Bureau		
Hollywood	0	10
Wilshire	4	16
West LA	4	8
Pacific	0	9
Olympic	5	25
Southwest Bureau		
Southwest	10	25
Harbor	0	1
77th Street	9	24
Southeast	2	6
Total	58	243

ARRESTS			
AGENCY	LAPD	LASD	FYTD
Felony	1	10	43
Misdemeanor	3	25	211
TOTAL	4	35	254

CITATIONS			
AGENCY	LAPD	LASD	FYTD
Other Citations	0	51	328
Vehicle Code Citations	0	14	85
TOTAL	0	65	413

CALLS FOR SERVICE			
AGENCY	LAPD	LASD	FYTD
Routine	6	155	856
Priority	12	109	557
Emergency	1	10	41
TOTAL	19	274	1,454

DISPATCHED VS. PROACTIVE		
AGENCY	LAPD	LASD
Dispatched	23%	2%
Proactive	77%	98%
TOTAL	100%	100%

PERCENTAGE OF TIME SPENT ON THE BUS SYSTEM	
LAPD BUS	83%
LASD BUS	93%

LEGEND	
Los Angeles Police Department	
Los Angeles County Sheriff's Department	

UNION STATION

ATTACHMENT E

MONTHLY UPDATE ON TRANSIT POLICING PERFORMANCE - NOVEMBER 2021

REPORTED CRIME		
CRIMES AGAINST PERSONS	LAPD	FYTD
Homicide	0	0
Rape	0	2
Robbery	3	10
Aggravated Assault	4	15
Aggravated Assault on Operator	0	0
Battery	13	55
Battery Rail Operator	0	0
Sex Offenses	0	3
SUB-TOTAL	20	85
CRIMES AGAINST PROPERTY	LAPD	FYTD
Burglary	0	4
Larceny	8	31
Bike Theft	0	1
Motor Vehicle Theft	0	0
Arson	0	0
Vandalism	2	7
SUB-TOTAL	10	43
CRIMES AGAINST SOCIETY	LAPD	FYTD
Weapons	0	0
Narcotics	0	0
Trespassing	4	14
SUB-TOTAL	4	14
TOTAL	34	142

ARRESTS		
AGENCY	LAPD	FYTD
Felony	0	26
Misdemeanor	5	29
TOTAL	5	55

CITATIONS		
AGENCY	LAPD	FYTD
Other Citations	0	2
Vehicle Code Citations	0	0
TOTAL	0	2

CALLS FOR SERVICE		
AGENCY	LAPD	FYTD
Routine	12	45
Priority	49	188
Emergency	2	6
TOTAL	63	239

DISPATCHED VS. PROACTIVE	
AGENCY	LAPD
Dispatched	26%
Proactive	74%
TOTAL	100%

PERCENTAGE OF TIME SPENT AT UNION STATION	
LOCATION	LAPD
Union Station	89%

LEGEND	
Los Angeles Police Department	

Transit Police

Monthly Crime Report



Attachment F

	2020	2021
	October	October
CRIMES AGAINST PERSONS		
Homicide	1	1
Rape	2	1
Robbery	11	27
Aggravated Assault	26	43
Aggravated Assault on Operator	5	2
Battery	51	72
Battery on Operator	4	7
Sex Offenses	7	2
SUB-TOTAL	107	155
CRIMES AGAINST PROPERTY		
Burglary	1	2
Larceny	25	33
Bike Theft	5	2
Motor Vehicle Theft	1	0
Arson	0	1
Vandalism	16	26
SUB-TOTAL	48	64
CRIMES AGAINST SOCIETY		
Weapons	3	7
Narcotics	16	10
Trespassing	4	12
SUB-TOTAL	23	29
TOTAL	178	248
ENFORCEMENT EFFORTS		
Arrests	143	170
Citations	1,080	235
Calls for Service	1,311	1,458

Transit Police

Monthly Crime Report



Attachment F

	2020	2021
	November	November
CRIMES AGAINST PERSONS		
Homicide	0	1
Rape	1	0
Robbery	11	23
Aggravated Assault	26	36
Aggravated Assault on Operator	0	5
Battery	49	79
Battery on Operator	5	14
Sex Offenses	6	13
SUB-TOTAL	98	171
CRIMES AGAINST PROPERTY		
Burglary	3	0
Larceny	21	42
Bike Theft	1	2
Motor Vehicle Theft	4	1
Arson	0	0
Vandalism	15	25
SUB-TOTAL	44	70
CRIMES AGAINST SOCIETY		
Weapons	4	2
Narcotics	9	8
Trespassing	8	9
SUB-TOTAL	21	19
TOTAL	163	260
ENFORCEMENT EFFORTS		
Arrests	120	114
Citations	756	144
Calls for Service	1,219	1,399

MONTHLY, BI-ANNUAL, ANNUAL COMPARISON

OCTOBER 2021

Attachment G

Crimes

Monthly	System-Wide	Oct-20	Oct-21	% Change
	Crimes Against Persons	107	155	44.86%
	Crimes Against Property	48	64	33.33%
	Crimes Against Society	23	29	26.09%
	Total	178	248	39.33%

Six Months	System-Wide	May-20-Oct-20	May-21-Oct-21	% Change
	Crimes Against Persons	649	831	28.04%
	Crimes Against Property	311	422	35.69%
	Crimes Against Society	85	141	65.88%
	Total	1,045	1,394	33.40%

Annual	System-Wide	Nov-19-Oct-20	Nov-20-Oct-21	% Change
	Crimes Against Persons	1,349	1,467	8.75%
	Crimes Against Property	715	731	2.24%
	Crimes Against Society	252	288	14.29%
	Total	2,316	2,486	7.34%

Average Emergency Response Times

Monthly	Oct-20	Oct-21	Change in Seconds	% Change
	4:49	5:15	26	9.00%

Six Months	May-20-Oct-20	May-21-Oct-21	Change in Seconds	% Change
	4:52	4:37	-15	-5.14%

Annual	Nov-19-Oct-20	Nov-20-Oct-21	Change in Seconds	% Change
	4:34	4:29	-5	-1.82%

Bus Operator Assaults

Monthly	Oct-20	Oct-21	% Change
	9	9	0.00%

Six Months	May-20-Oct-20	May-21-Oct-21	% Change
	41	56	36.59%

Annual	Nov-19-Oct-20	Nov-20-Oct-21	% Change
	82	94	14.63%

Fare Compliance

Monthly	Oct-20	Oct-21	% Change	
	Green Checks	11	0	-100.00%
	Yellow Checks	15	1	-93.33%
	Red Checks	1	0	-100.00%
	Total	27	1	-96.30%

Six Months	May-20-Oct-20	May-21-Oct-21	% Change	
	Green Checks	4,211	8	-99.81%
	Yellow Checks	2,154	9	-99.58%
	Red Checks	66	2	-96.97%
	Total	6,431	19	-99.70%

Annual	Nov-19-Oct-20	Nov-20-Oct-21	% Change	
	Green Checks	111,090	218	-99.80%
	Yellow Checks	36,582	112	-99.69%
	Red Checks	24,596	11	-99.96%
	Total	172,268	341	-99.80%

Ridership

Monthly	Oct-20	Oct-21	% Change
	18,062,167	23,051,891	27.63%

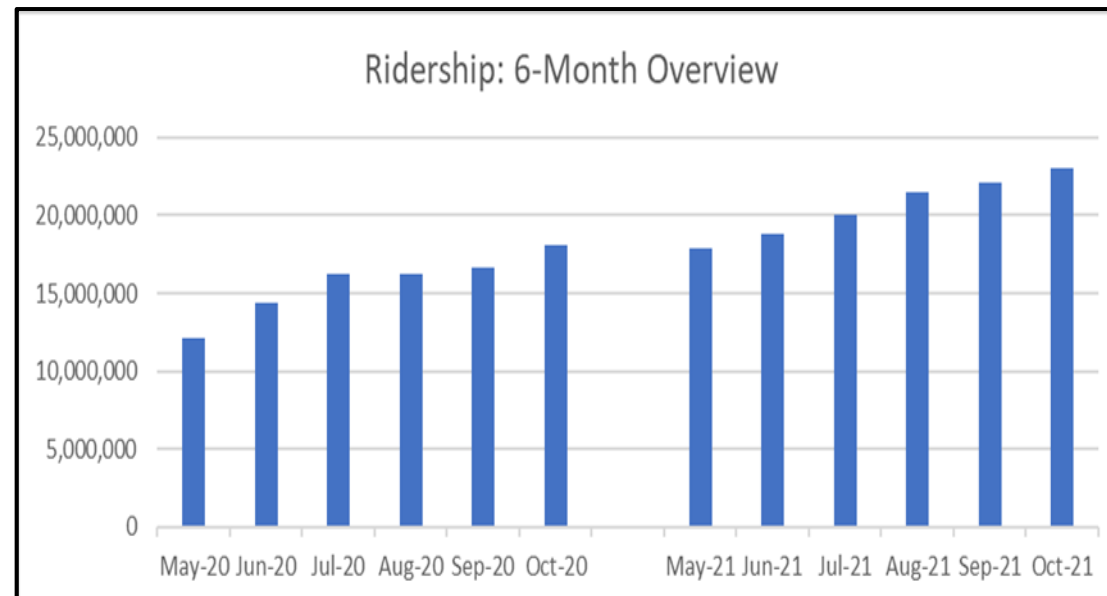
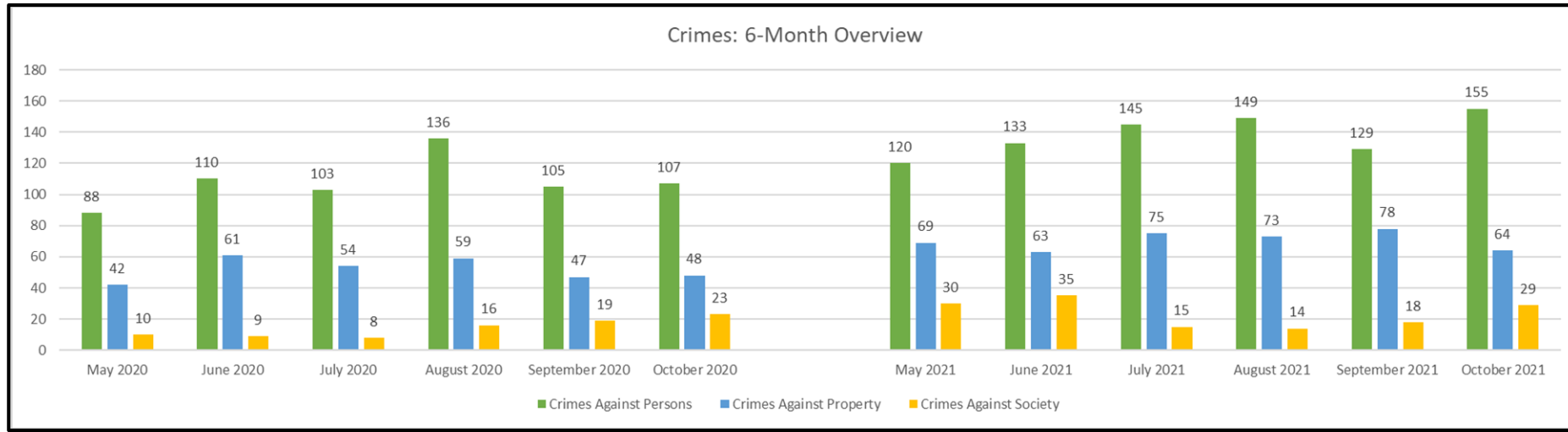
Six Months	May-20-Oct-20	May-21-Oct-21	% Change
	93,549,913	123,303,865	31.81%

Annual	Nov-19-Oct-20	Nov-20-Oct-21	% Change
	242,933,285	217,052,603	-10.65%

MONTHLY, BI-ANNUAL, ANNUAL COMPARISON

OCTOBER 2021

Attachment G



MONTHLY, BI-ANNUAL, ANNUAL COMPARISON

NOVEMBER 2021

Attachment G

Crimes

Monthly	System-Wide	Nov-20	Nov-21	% Change
	Crimes Against Persons	98	171	74.49%
	Crimes Against Property	44	70	59.09%
	Crimes Against Society	21	19	-9.52%
	Total	163	260	59.51%

Six Months	System-Wide	Jun-20-Nov-20	Jun-21-Nov-21	% Change
	Crimes Against Persons	659	882	33.84%
	Crimes Against Property	313	423	35.14%
	Crimes Against Society	96	130	35.42%
	Total	1,068	1,435	34.36%

Annual	System-Wide	Dec-19-Nov-20	Dec-20-Nov-21	% Change
	Crimes Against Persons	1,328	1,540	15.96%
	Crimes Against Property	693	757	9.24%
	Crimes Against Society	231	286	23.81%
	Total	2,252	2,583	14.70%

Average Emergency Response Times

Monthly	Nov-20	Nov-21	Change in Seconds	% Change
	4:18	5:02	44	17.05%

Six Months	Jun-20-Nov-20	Jun-21-Nov-21	Change in Seconds	% Change
	4:54	4:49	-5	-1.70%

Annual	Dec-19-Nov-20	Dec-20-Nov-21	Change in Seconds	% Change
	4:34	4:32	-2	-0.73%

Bus Operator Assaults

Monthly	Nov-20	Nov-21	% Change
	5	19	280.00%

Six Months	Jun-20-Nov-20	Jun-21-Nov-21	% Change
	40	67	67.50%

Annual	Dec-19-Nov-20	Dec-20-Nov-21	% Change
	81	108	33.33%

Fare Compliance

Monthly		Nov-20	Nov-21	% Change
	Green Checks	2	8	300.00%
	Yellow Checks	4	2	-50.00%
	Red Checks	2	0	-100.00%
	Total	8	10	25.00%

Six Months		Jun-20-Nov-20	Jun-21-Nov-21	% Change
	Green Checks	2,414	16	-99.34%
	Yellow Checks	1,231	11	-99.11%
	Red Checks	43	1	-97.67%
	Total	3,688	28	-99.24%

Annual		Dec-19-Nov-20	Dec-20-Nov-21	% Change
	Green Checks	89,803	224	-99.75%
	Yellow Checks	24,406	110	-99.55%
	Red Checks	18,379	9	-99.95%
	Total	132,588	343	-99.74%

Ridership

Monthly	Nov-20	Nov-21	% Change
	17,575,476	22,486,809	27.94%

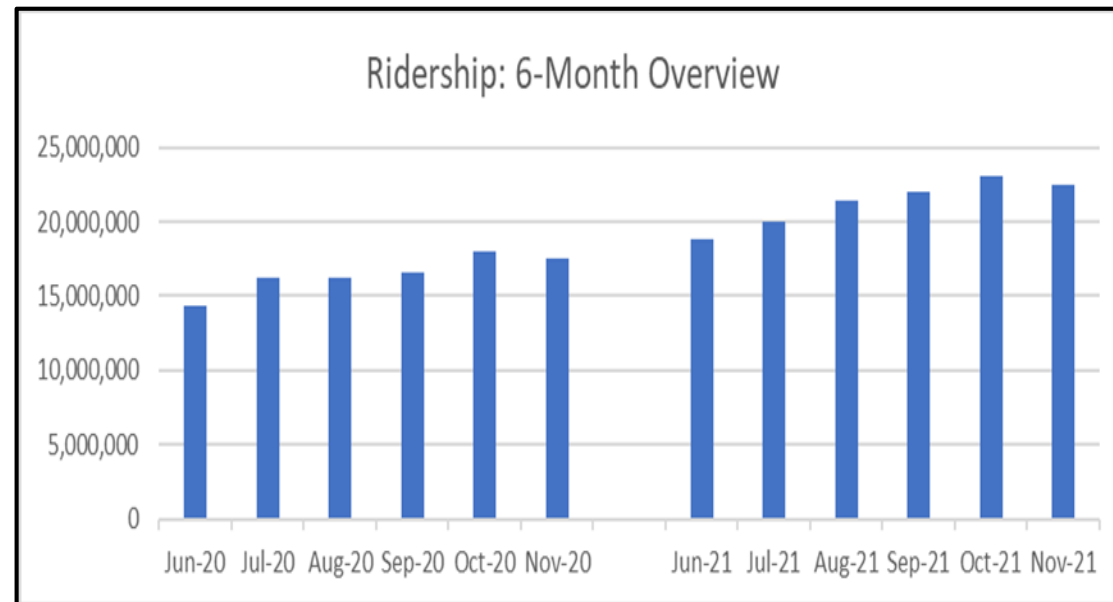
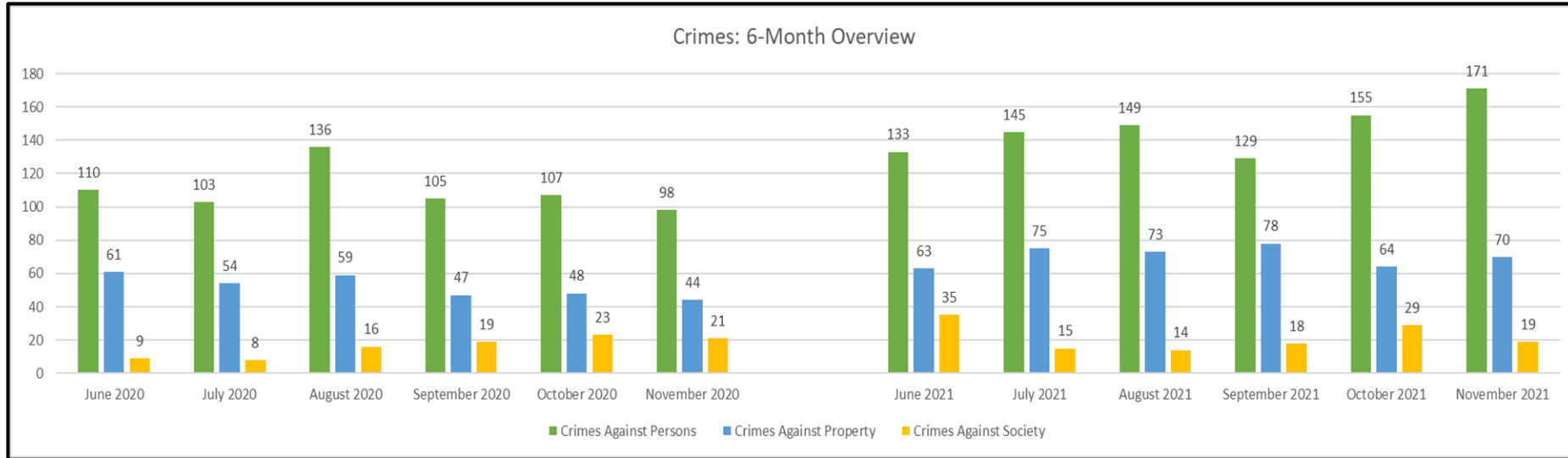
Six Months	Jun-20-Nov-20	Jun-21-Nov-21	% Change
	99,021,984	127,900,200	29.16%

Annual	Dec-19-Nov-20	Dec-20-Nov-21	% Change
	231,026,801	221,963,936	-3.92%

MONTHLY, BI-ANNUAL, ANNUAL COMPARISON

NOVEMBER 2021

Attachment G



**Violent and Property Crimes
October 2021**

Attachment H

VIOLENT CRIMES	10/01/2021 TO 10/31/2021	9/01/2021 TO 9/30/2021	% Change	9/01/2021 TO 9/30/2021	8/01/2021 TO 8/31/2021	% Change	YTD 2021	YTD 2020	% Change	YTD 2021	YTD 2019	% Change
Homicide	1	1	0.0%	1	0	N/A	4	3	33.3%	3	1	200.0%
Rape	1	2	-50.0%	2	1	100.0%	13	7	85.7%	12	7	71.4%
Robbery	27	19	42.1%	19	18	5.6%	192	188	2.1%	165	247	-33.2%
Agg Assault	43	35	22.9%	35	31	12.9%	315	207	52.2%	272	220	23.6%
Agg Assault on Operator	2	4	-50.0%	4	5	-20.0%	20	15	33.3%	18	7	157.1%
TOTAL VIOLENT	74	61	21.3%	61	55	10.9%	544	420	29.5%	470	482	-2.5%
PROPERTY CRIMES	10/01/2021 TO 10/31/2021	9/01/2021 TO 9/30/2021	% Change	9/01/2021 TO 9/30/2021	8/01/2021 TO 8/31/2021	% Change	YTD 2021	YTD 2020	% Change	YTD 2021	YTD 2019	% Change
Burglary	2	2	0.0%	2	1	100.0%	16	5	220.0%	14	6	133.3%
Larceny	33	42	-21.4%	42	42	0.0%	315	337	-6.5%	282	640	-55.9%
Bike Theft	2	4	-50.0%	4	2	100.0%	35	45	-22.2%	33	66	-50.0%
Motor Vehicle Theft	0	1	-100.0%	1	3	-66.7%	10	13	-23.1%	10	18	-44.4%
TOTAL PROPERTY	37	49	-24.5%	49	48	2.1%	376	400	-6.0%	339	730	-53.6%
TOTAL PART 1	111	110	0.9%	110	103	6.8%	920	820	12.2%	809	1,212	-33.3%

This table summarizes Violent Crimes and Property Crimes, which make up Part 1 Crimes.

**Violent and Property Crimes
November 2021**

Attachment H

VIOLENT CRIMES	11/01/2021 TO 11/30/2021	10/01/2021 TO 10/31/2021	% Change	10/01/2021 TO 10/31/2021	9/01/2021 TO 9/30/2021	% Change	YTD 2021	YTD 2020	% Change	YTD 2021	YTD 2019	% Change
Homicide	1	1	0.0%	1	1	0.0%	5	3	66.7%	5	1	400.0%
Rape	0	1	-100.0%	1	2	-50.0%	13	8	62.5%	13	9	44.4%
Robbery	23	27	-14.8%	27	19	42.1%	215	199	8.0%	215	269	-20.1%
Agg Assault	36	43	-16.3%	43	35	22.9%	351	233	50.6%	351	234	50.0%
Agg Assault on Operator	5	2	150.0%	2	4	-50.0%	25	15	66.7%	25	9	177.8%
TOTAL VIOLENT	65	74	-12.2%	74	61	21.3%	609	458	33.0%	609	522	16.7%
PROPERTY CRIMES	11/01/2021 TO 11/30/2021	10/01/2021 TO 10/31/2021	% Change	10/01/2021 TO 10/31/2021	9/01/2021 TO 9/30/2021	% Change	YTD 2021	YTD 2020	% Change	YTD 2021	YTD 2019	% Change
Burglary	0	2	-100.0%	2	2	0.0%	16	8	100.0%	16	7	128.6%
Larceny	42	33	27.3%	33	42	-21.4%	357	358	-0.3%	357	689	-48.2%
Bike Theft	2	2	0.0%	2	4	-50.0%	37	46	-19.6%	37	70	-47.1%
Motor Vehicle Theft	1	0	N/A	0	1	-100.0%	11	17	-35.3%	11	19	-42.1%
TOTAL PROPERTY	45	37	21.6%	37	49	-24.5%	421	429	-1.9%	421	785	-46.4%
TOTAL PART 1	110	111	-0.9%	111	110	0.9%	1,030	887	16.1%	1,030	1,307	-21.2%

This table summarizes Violent Crimes and Property Crimes, which make up Part 1 Crimes.

Los Angeles Police Department - Transit Services Division
Arrestee Demographic for October 2021
10/01/21 - 10/31/21

Attachment I

PREMISE	M				F				TOTAL
	B	H	W	TOTAL	B	H	W	TOTAL	
UNION STATION	10	1	2	13	3	1	0	4	17
7TH & METRO CTR	3	1	1	5	2	1	0	3	8
RED - WESTLAKE MAC ARTHUR PARK	2	1	2	5	0	0	0	0	5
RED - HOLLYWOOD / VINE	1	0	1	2	1	0	0	1	3
RED - NORTH HOLLYWOOD	3	0	0	3	0	0	0	0	3
RED - UNIV CITY / STUDIO CITY	1	0	0	1	1	0	0	1	2
GOLD - CHINATOWN	0	2	0	2	0	0	0	0	2
BLUE - GRAND / LATTC	1	1	0	2	0	0	0	0	2
RED - VERMONT / SUNSET	1	0	0	1	0	0	1	1	2
RED - VERMONT / SANTA MONICA	0	1	0	1	0	0	0	0	1
CENTRA L BUS	0	0	0	0	1	0	0	1	1
RED - HOLLYWOOD / WESTERN	1	0	0	1	0	0	0	0	1
BLUE - 103RD / WATTS TOWERS	0	0	1	1	0	0	0	0	1
GOLD - MARIACHI PLAZA	0	1	0	1	0	0	0	0	1
EXPO - EXPO / WESTERN	1	0	0	1	0	0	0	0	1
BLUE - PICO	0	0	1	1	0	0	0	0	1
EXPO - SEPULVEDA	1	0	0	1	0	0	0	0	1
GOLD - PICO / ALICO	0	0	1	1	0	0	0	0	1
VALLEY - OUTSIDE	0	1	0	1	0	0	0	0	1
WEST VALLEY - TRAFFIC STOP	0	0	0	0	1	0	0	1	1
PURPLE - WILSHIRE / WESTERN	0	0	0	0	0	1	0	1	1
GOLD - SOTO	0	1	0	1	0	0	0	0	1
TOTAL	25	10	9	44	9	3	1	13	57

Los Angeles Sheriff's Department - Transit Services Bureau
 Arrestee Information for the Month of October 2021
 10/01/2021 - 10/31/2021

Attachment I

Premise	Female				Total Female	Male				Total Male	Total Arrest
	Black	Hisp	Other	White		Black	Hisp	Other	White		
L-Line - Sierra Madre Villa	0	0	0	0	0	1	0	0	1	2	2
L-Line - Arcadia	0	0	0	0	0	0	0	0	1	1	1
L-Line - Monrovia	0	0	0	0	0	0	0	0	0	0	0
L-Line - Duarte	0	0	0	0	0	0	0	0	0	0	0
L-Line - Irwindale	0	0	0	0	0	1	2	0	0	3	3
L-Line - Azusa Downtown	0	0	0	0	0	1	1	0	1	3	3
L-Line - APU/Citrus College	1	0	0	0	1	1	0	0	0	1	2
J-Line - Carson	0	0	0	0	0	0	1	0	0	1	1
J-Line - El Monte	0	1	0	0	1	0	3	0	1	4	5
Bus	3	4	0	5	12	14	30	0	4	48	60
Total	4	8	0	6	18	38	55	0	14	107	125

**Demographic Stats - LBPD Metro
Oct-21**

Crimes Against Persons	Gender	Ethnicity	Age	Location	Unhoused
Battery (1/2)	M	B	29	Pacific Coast Highway Stn	unk
Battery (2/2)	M	B	30	Pacific Coast Highway Stn	unk

Crimes Against Property	Gender	Ethnicity	Age	Location	Unhoused
Vandalism	unk	unk	unk	Pacific	unk

Crimes Against Society	Gender	Ethnicity	Age	Location	Unhoused
Weapons	M	B	40-50	1st Street	unk

Los Angeles Police Department - Transit Services Division
Arrestee Demographic Information for the month of November 2021

Attachment I

Extraction period
11/01/21 - 11/30/21

PREMISE	MALE					FEMALE				TOTAL
	H	B	W	O	TOTAL	B	H	W	TOTAL	
UNION STATION	6	11	2	0	19	1	1	2	4	23
RED LINE	9	5	0	0	14	2	2	0	4	18
7TH & METRO CTR	2	3	0	0	5	0	0	0	0	5
NORTH HOLLYWOOD	2	0	0	0	2	0	2	0	2	4
PERSHING SQUARE	1	1	0	0	2	1	0	0	1	3
WESTLAKE MAC ARTHUR PARK	2	0	0	0	2	0	0	0	0	2
HOLLYWOOD / WESTERN	0	0	0	0	0	1	0	0	1	1
WILSHIRE / VERMONT	1	0	0	0	1	0	0	0	0	1
VERMONT / SANTA MONICA	0	1	0	0	1	0	0	0	0	1
VERMONT / SUNSET	1	0	0	0	1	0	0	0	0	1
BUS	4	1	0	1	6	0	0	0	0	6
NORTHEAST AREA	1	0	0	0	1	0	0	0	0	1
TOPANGA AREA	1	0	0	0	1	0	0	0	0	1
WEST VALLEY AREA	1	0	0	0	1	0	0	0	0	1
PACIFIC AREA	0	1	0	0	1	0	0	0	0	1
77TH STREET AREST	0	0	0	1	1	0	0	0	0	1
NEWTON AREA	1	0	0	0	1	0	0	0	0	1
E XPO LINE	1	1	0	0	2	1	0	0	1	3
EXPO / WESTERN	1	1	0	0	2	0	0	0	0	2
LA CIENEGA / JEFFERSON	0	0	0	0	0	1	0	0	1	1
BLUE LINE	2	0	0	0	2	0	0	0	0	2
GRAND / LATTC	1	0	0	0	1	0	0	0	0	1
103RD / WATTS TOWERS	1	0	0	0	1	0	0	0	0	1
TOTAL	22	18	2	1	43	4	3	2	9	52
% OF TOTAL (SEX)	51.2%	41.9%	4.7%	2.3%	100.0%	44.4%	33.3%	22.2%	100.0%	100.0%
% OF TOTAL	42.3%	34.6%	3.8%	1.9%	82.7%	7.7%	5.8%	3.8%	17.3%	100.0%

Los Angeles Sheriff's Department - Transit Services Bureau
 Arrestee Information for the Month of November 2021
 11/01/2021 - 11/30/2021

Attachment I

Premise	Female				Total Female	Male				Total Male	Total Arrest
	Black	Hisp	Other	White		Black	Hisp	Other	White		
L-Line - Sierra Madre Villa	0	0	0	0	0	1	0	0	1	2	2
L-Line - Arcadia	0	0	0	0	0	0	0	0	1	1	1
L-Line - Monrovia	0	0	0	0	0	0	0	0	0	0	0
L-Line - Duarte	0	0	0	0	0	0	0	0	0	0	0
L-Line - Irwindale	0	0	0	0	0	1	2	0	0	3	3
L-Line - Azusa Downtown	0	0	0	0	0	1	1	0	1	3	3
L-Line - APU/Citrus College	1	0	0	0	1	1	0	0	0	1	2
J-Line - Carson	0	0	0	0	0	0	1	0	0	1	1
J-Line - El Monte	0	1	0	0	1	0	3	0	1	4	5
Bus	3	4	0	5	12	14	30	0	4	48	60
Total	4	8	0	6	18	38	55	0	14	107	125

**Demographic Stats - LBPd Metro
Nov-21**

Crimes Against Persons	Arr/Sus	Gender	Ethnicity	Age	Location	Unhoused
Battery	Suspect	F	B	25	Willow Street Stn	Unk
Battery	Arrested	M	B	19	Downtown Long Beach Stn	No

Crimes Against Property		Gender	Ethnicity	Age	Location	Unhoused

Crimes Against Society		Gender	Ethnicity	Age	Location	Unhoused