



Board Report

File #: 2022-0867, File Type: Informational Report

Agenda Number: 26.

OPERATIONS, SAFETY, AND CUSTOMER EXPERIENCE COMMITTEE

FEBRUARY 16, 2023

SUBJECT: MONTHLY UPDATE ON PUBLIC SAFETY

ACTION: RECEIVE AND FILE

RECOMMENDATION

RECEIVE AND FILE Public Safety Report.

ISSUE

Metro's main priority is providing riders with a safe experience and employees with a safe work environment. As noted in the 2021 Public Safety Survey, safety is a top concern for riders - about four-in-ten respondents who have reduced their Metro ridership cited concerns about their safety (not related to COVID) as a reason. Metro is researching, listening, reassessing current safety programs, and launching new safety initiatives. This report provides a status update on these public safety initiatives.

BACKGROUND

Metro's mission is to provide a world-class transportation system that enhances the quality of life for everyone living, working, and playing in LA County. Metro has implemented several non-law enforcement initiatives to reimagine public safety. The Chief Safety Office continues to incorporate information from surveys, customer complaints, and physical security assessments, amongst other sources, to analyze a wide array of safety-related issues. Using this information, Metro will formulate solutions to problems, anticipate future issues, and develop programs and initiatives for areas needing improvement.

DISCUSSION

The Chief Safety Office is responsible for the public safety program's strategic and cohesive deployment. Through agency collaboration, the focus is to increase a safety presence on the system, protecting Metro riders, employees, and infrastructure and conducting fare and code enforcement. Furthermore, the Chief Safety Office oversees safety programs and tools such as the Respect the Ride pilot, the Transit Watch app, and other efforts that are responsive to the security needs of riders and employees.

The following outlines the status of existing programs and the research efforts for new initiatives to help decrease crime while we restore ridership to pre-pandemic levels.

RESPECT THE RIDE

The Respect the Ride initiative, launched in April 2022, continues as a coordinated effort between internal and external partners. This joint effort can deploy various safety efforts at once in concentrated stations, such as fare enforcement and deep cleaning. Since inception, the initiative has transitioned to the B (Red) Line stations due to feedback from Operations employees, riders, and our safety personnel. As such, the initiative is currently deployed Monday through Friday at the following stations:

- Union Station
- Westlake/MacArthur Park
- 7th St/Metro Center
- North Hollywood
- Wilshire/Vermont

In December, Wilshire/Vermont Station was added in response to an increase in loitering and littering on the platform and mezzanine levels.

In the coming weeks, the Respect the Ride layered approach will expand to the A (Blue) Line with joint Transit Security/LASD Train Riding Teams traveling between Slauson and Willowbrook/Rosa Parks Stations. We will provide updates on this deployment in future reports.

Respect the Ride - Bus

In August 2022, the Respect the Ride initiative was expanded to the bus system in support of Bus Operator safety. Bus Riding Teams are deployed to bus lines that are identified in partnership with Operations. The teams ride specific segments of a bus line, determined by ridership, crime stats, and Operator feedback.

In December, Bus Riding Teams were deployed on the following lines:

- Line 30 - Pico Bl.
- Line 33 - Venice Bl.
- Line 210 - Crenshaw Bl.

Future Bus Riding Teams in support of Respect the Ride will be deployed on the following lines:

- Line 40 - Hawthorne Bl.
- Line 60 - Long Beach Bl.
- Line 260 - Atlantic Av.

SSLE's Transit Security Community Liaison regularly attends Division Rap sessions and

communicates to operators about the Bus Riding Teams' efforts to ensure they are aware that safety personnel is being deployed on the bus system. We will continue updating bus riding efforts as new lines are selected.

ANCILLARY INTRUSION TASK FORCE

Due to security incidents of unauthorized individuals entering Metro's ancillary areas, an Ancillary Intrusion Task Force was created on April 9, 2018, in collaboration with Operations. As a result of unauthorized individuals entering these areas, it has created a surge in maintenance and repair requests for Operations. Furthermore, maintenance staff feels unsafe entering these areas, hindering their ability to perform their job duties.

As a response to nefarious activity and severe uncleanliness at Metro underground rail stations, SSLE has initiated rail station inspections. The purpose of the inspections is to identify people loitering and engaging in illegal activity, such as the use of narcotics, indecent exposure, lewd acts, vandalism, public defecation, trespassing, and many other activities. In addition to the nefarious activities, some trespassing occurs within underground ancillary rooms containing critical infrastructure. This poses a significant risk to Metro's transit system.

In coordination with Maintenance and Facilities, SSLE began station inspections on 12/29/2022 and had been conducting them weekly. Initially, the periodicity of these inspections occurred once per week. However, given the amount of nefarious activity and uncleanliness observed at these locations, coupled with trespassers resurfing to areas the task force had previously inspected, the task force deemed it necessary to increase the frequency of these inspections from one to three times per week. The task force utilized data-driven analysis and valuable input from front-line employees to formulate the schedules for the weekly inspections. Stations inspections include LAPD Officers, Metro Transit Security Officers, as well as Metro executive staff and custodial staff. The result of these efforts is as follows:

12/29/2022: Civic Center and Hollywood and Vine

Station inspections at both locations resulted in three arrests for trespassing in the ancillary areas. All three individuals who were arrested for trespassing had felony records for other violations. Ten individuals were removed from the platforms for loitering. A Metro cleaning staff member made SSLE aware of an individual who was known to frequently publicly masturbate on the platform in front of her. This individual was removed for loitering, and it was subsequently determined by LAPD that this individual had an outstanding arrest warrant in Illinois, since the state of Illinois would not extradite him, LAPD cited the individual for loitering, and he was released.

No inspection occurred during the week of 01/02/2023 to 01/05/2023 due to weather related excessive flooding on the system.

01/10/2023: MacArthur Park/Westlake

The station inspection resulted in five arrests for trespassing and four individuals removed from the platform for loitering.

01/24/2023: Wilshire/Vermont

The station inspection resulted in two arrests for trespassing.. Five individuals were removed for

loitering by LAPD before the Metro station inspection team arrived on site.

01/25/2023: Hollywood/Vine & North Hollywood

These station inspections resulted in two trespassing arrests. Two individuals were removed for loitering.

01/26/2023: Vermont/Beverly & Vermont/Sunset

These inspections resulted in no trespassing arrests, but five individuals were removed for loitering. In coordination with Facilities and Maintenance, the following interim protocol was developed regarding trespassers who are found to be in the ancillary areas by Metro employees:

Ancillary Intrusion Protocol for Trespassers

1. Report the trespassing incident immediately to the SOC or ROC.
2. Employees are not to engage with the trespasser. For employee safety, it is essential that no approach be made to an individual who has been discovered in an ancillary area.
3. MTS and LAPD will be requested to respond to the ancillary to detain and make arrests under California Penal code 602.8.

Long Term Strategy

1. Effective immediately, based on data-driven analysis, SSLE will conduct random, weekly inspections of the ancillary areas deemed problem areas based on ancillary data in hand.
2. These inspections will be conducted by SSLE and Facilities and Maintenance staff, who will be accompanied by MTS TSOs. These inspections will be conducted randomly each week.
3. Once the station inspection process has been refined, we will rely on contract security to increase the number of daily inspections of the ancillary areas to minimize trespassing incidents which will have a direct impact on the cleanliness and safety, and security of Metro employees as well as its ridership.

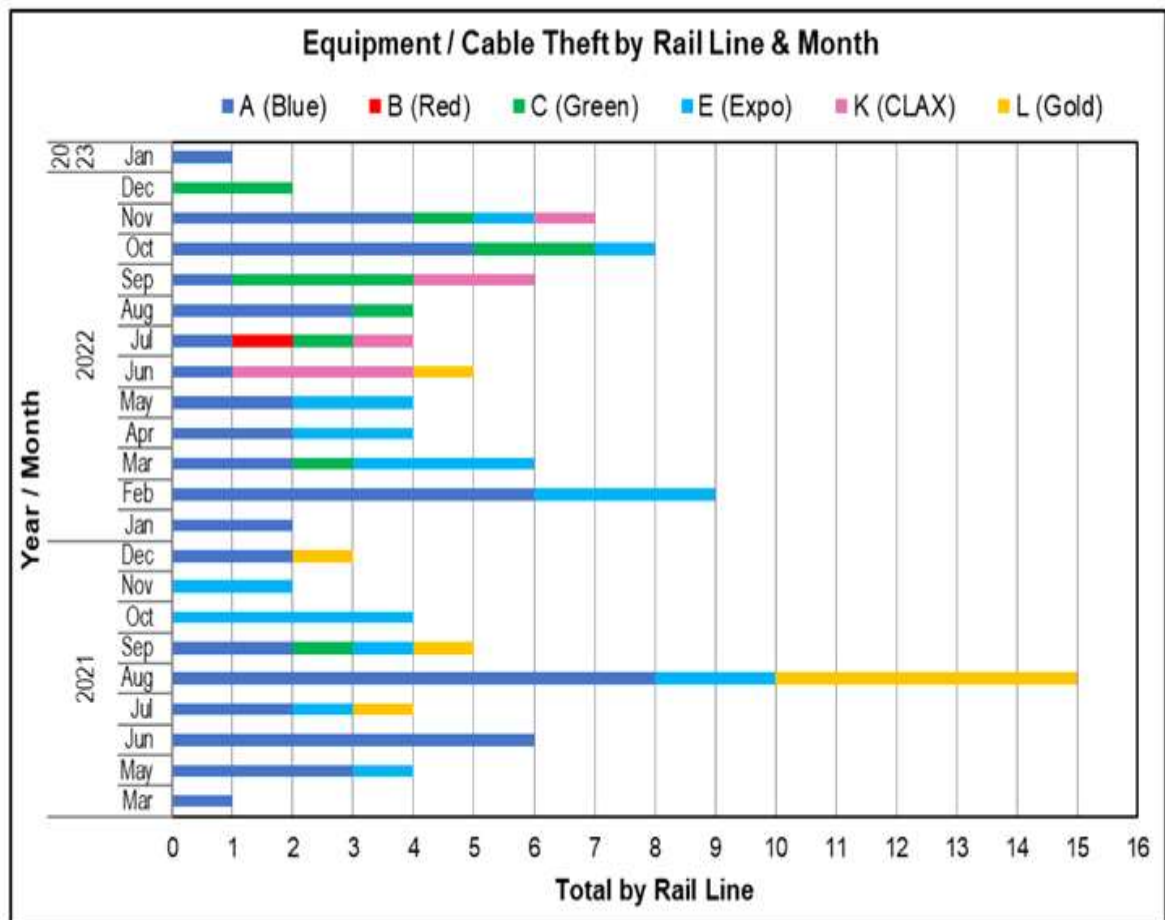
COPPER WIRE THEFT MITIGATION TASK FORCE

The rail system is built with miles of costly and critical copper wire. We've experienced incidents of individuals cutting copper wire, impacting critical infrastructure in terms of loss of service and posing a potential threat to the safety and well-being of Metro employees, as well as its ridership. Thieves have become increasingly complex in their tactics, techniques, and procedures to steal copper wire from our system, then sell it for profit at nearby scrap yards. Perpetrators now use advanced cutting tools to remove the wire from our system which thereby enhances their speed and efficiency. It is assessed that most of these individuals sell the copper for profit to purchase narcotics.

In 2022, Metro experienced 62 total copper thefts. Some of these thefts significantly impacted Rail Operations due to the fact that repairs needed to be effectuated to restore service.

From January 2022 to October 2022, Metro averaged 4.3 copper thefts per month. Based on data driven analysis, the task force, which is comprised of SSLE, Operations, LAPD, and LASD, formulated a response plan. Thus far, in 2023, Metro has only experienced one cable theft. It is unknown if the task force's efforts have resulted in the reduction of copper thefts. More data will have

to be gathered to assess causality.



Based on the data analysis, the task force deployed the following to the A (Blue) Line - the area where most copper thefts were occurring based on data analysis - in an effort to mitigate the thefts. This effort entailed the following:

1. Sky watch was deployed to 92nd Street.
2. MTS mobile units increased their patrols.
3. Contract security increased their patrols at the interlocking of Washington and 103rd Street.
4. LAPD deployed a helicopter in this corridor equipped with Forward Looking Infrared (FLIR) technology to identify the perpetrators and track them to the scrap yards where they sell the copper between the hours of 0100 to 0400 (time based on data analysis when most thefts occur).

Do date, these efforts have not resulted in any arrests but may be serving as a deterring factor for those removing copper wire from Metro’s infrastructure for sale and profit. Until Metro’s copper wire

network is fully encased (estimated end of year 2023) SSLE will continue review data to determine where to next deploy this mitigation plan strategy.

SSLE will continue to work with internal and external stakeholders to

- Research the feasibility of utilizing drone technology to enhance copper theft detection as well as identify suspects for prosecution. Drone technology would not only be beneficial in terms of addressing copper wire thefts but could enhance physical security in other areas such as terrorism detection and mitigation and vandalism prevention.
- SSLE will work with County Counsel and the LA County Prosecutor's Office to determine the feasibility of making copper wire thefts a felony given these thefts significantly impact critical infrastructure.
- Once Metro's copper wire structures have been fully encased, SSLE will adjust its deployment strategy accordingly.

USG PARKING GARAGE SAFETY

The USG Parking Garage is predominantly used by employees or contractors who work at Metro headquarters. The four-level garage experienced an increase in security incidents, such as a carjacking in October 2022. To ensure employees felt safe walking to and from their vehicles, we increased uniformed presence to include LAPD and MTS hourly patrols and provided training during an All-Hands meeting. As a result, we've had zero employee assaults since October 2022. In addition to hourly patrols, Corporate Safety is developing a parking garage safety training for employees.

OPERATOR SAFETY

Bus/Rail Operator Assaults and Bus Boardings

In December, there were a total of thirteen (13) assaults on bus/rail operators, with ten (10) assaults occurring in LAPD's jurisdiction and three (3) assaults occurring in LASD's jurisdiction. Furthermore, there were 16,800 bus boardings by LAPD officers and 2,459 bus boardings by LASD deputies.

Assault Prevention: De-Escalation Month

From 2021 to 2022, there was a 36.5% increase in bus operator assaults. As a result, an Employee Assault Mitigation Task Force was created in collaboration with various departments to develop proactive solutions to provide safety tools to help employees have a safe work environment. As a result, in coordination with Emergency Management, Talent Development, Transit Security, Rail Transportation Instruction, Bus Central Instruction, and Facility Management departments, Corporate Safety deployed a de-escalation campaign for the month of January, focused on assault prevention.

The objectives of De-Escalation Month were to provide all employees with an organized way of making decisions about how employees will act in the face of conflict; reduce/eliminate workplace violence and assaults; and motivate employees to be more situationally aware and promote safety.

A flyer with safety tips was designed, distributed, and posted at Divisions. In addition, the emergency notification system was utilized, to distribute safety tips to employees.



DRUG USE ON THE SYSTEM

As raised during January's Regular Board meeting, illegal drug use on the Metro system has increased, impacting the customer experience for riders and safety for employees. In 2022, Metro's SSLE received 1,385 incident reports via Transit Watch regarding the presence, usage, possession, and selling of narcotics on the Metro system. Furthermore, via the Customer Comment Analysis & Tracking System, from 2021 to 2022 we saw a 98.7% increase in complaints as it pertains to drug use on the system. Apart from being a violation of Metro's Code of Conduct, it is a social issue that needs to be addressed with preventative and collaborative measures to truly address it at its core.

On the Metro system, the following 30-day pilot will focus on the Red line.

- Implement a multi-layered approach including PATH homeless outreach, transit ambassadors, transit security officers, law enforcement, contract security and custodians to strategically address the issue. Ambassador and PATH teams presence
- Reassign TSOs as Rail Riding Teams
- Partner with the LA City Attorney and LADA to determine the feasibility of a drug diversion program for offenders

- Identify potential partnerships with community-based organizations, such as Urban Alchemy
- Work with CX to initiate an anti-drug campaign

Staff will provide updates in future reports.

TRANSIT AMBASSADOR PROGRAM UPDATE

As of January 9, 2023, 175 Metro Ambassador program staff been hired, trained, and deployed on our system. Two additional trainings for the month of January 2023, have been scheduled to conclude staffing of up to 300 Metro Ambassadors.

Metro Ambassadors' jobs are to support our riders and safety, connect riders to resources, and report incidents. Deployment on bus lines 20 and 720 began the week of December 26, 2022. Metro Ambassadors are currently deployed on the K Line, L Line (Gold), and B/D Lines (Red/Purple). As well as bus lines 210, 40, 20, and 720.

On December 26, 2022, at about 4:08PM, Metro Ambassadors at the 7th St. Metro Ctr. came across a woman from New York, who was lost on the street level and could not find the station entrance to get to the E Line (Expo) train platform. The patron's phone was sending her in another direction, and she could not find the entrance to the train station. The Metro Ambassadors guided her to her train and made sure she got on safely. She was very thankful for the Ambassadors and expressed her appreciation for their jobs.

On January 2, 2023, on the way to Union Station around 5:25PM, Metro Ambassadors came across a disabled woman struggling to get off the train in her wheelchair. The Ambassadors approached this patron and asked if it was okay if they helped her off the train and she accepted the offer. They asked her where she was headed, and she told them that she was headed to the Greyhound at the East Wing. They escorted her to the Greyhound service center to buy her ticket. The patron expressed she felt safe with the Metro Ambassadors around and expressed her gratitude for their assistance.

By the numbers - Reporting Period: 12/2/2023 - 1/5/2023

Metro Ambassadors conducted 32,386 customer interactions, and reported to following:

- 819 cleanliness issues
- 267 graffiti incidents
- 192 elevator and escalator problems
- 166 safety issues

Metro Ambassadors will continue to support our customers and employees as extra eyes and ears on Metro bus and rail systems.

EQUITY PLATFORM

The Metro Transit Ambassadors and De-escalation Campaign are two components of Metro's ongoing efforts to reimagine public safety. The campaign provides employees with tips on how to do their part in having a safe environment while performing their job duties or when riding the system. In

doing so, it can assist in defusing situations without needing uniformed personnel to intervene. Thus, allowing uniformed personnel to tend to other safety matters on the system.

In the deployment of Metro Ambassadors, staff considers the needs of riders, including language barriers and cultural differences. The Ambassador program vendors ensure that the workforce is diverse culturally and continues to recruit bilingual staff to serve in the many communities that Metro serves.

NEXT STEPS

Staff will continue to monitor our law enforcement partners, private security, and Transit Security performance, monitor crime stats, and adjust deployment as necessary.

ATTACHMENTS

Attachment A - Systemwide Law Enforcement Overview December 2022

Attachment B - MTA Supporting Data December 2022

Attachment C - Transit Police Summary December 2022

Attachment D - Monthly, Bi-Annual, Annual Comparison December 2022

Attachment E - Violent, Prop, and Part 1 Crimes December 2022

Attachment F - Demographics Data December 2022

Attachment G - Bus & Rail Operator Assaults December 2022

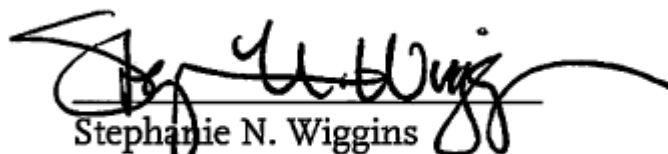
Attachment H - Sexual Harassment Crimes December 2022

Prepared by: Vanessa Smith, Executive Officer, Customer Experience, (213)922-7009

Robert Gummer, Deputy Executive Officer, Administration, (213)922-4513

Imelda Hernandez, Senior Manager, Transportation Planning, (213) 922-4848

Reviewed by: Gina Osborn, Chief Safety Officer, Chief Safety Office, (213) 922-3055



Stephanie N. Wiggins
Chief Executive Officer

SYSTEM-WIDE LAW ENFORCEMENT OVERVIEW

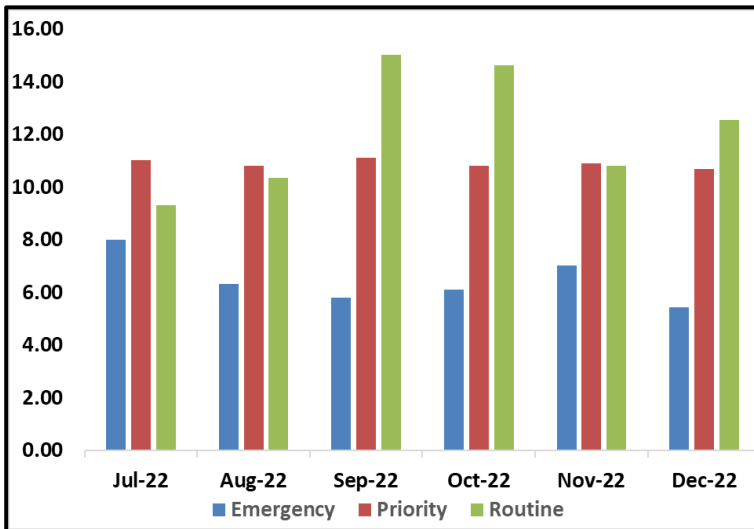
DECEMBER 2022

Attachment A

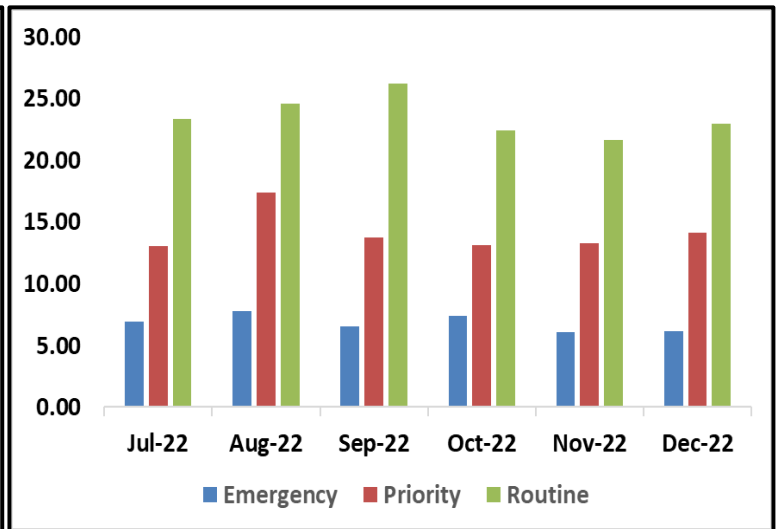
Average Incident Response Times

These graphs show how long it takes (in minutes) for LAPD, LASD, and LBPD to respond to Emergency, Priority, and Routine calls

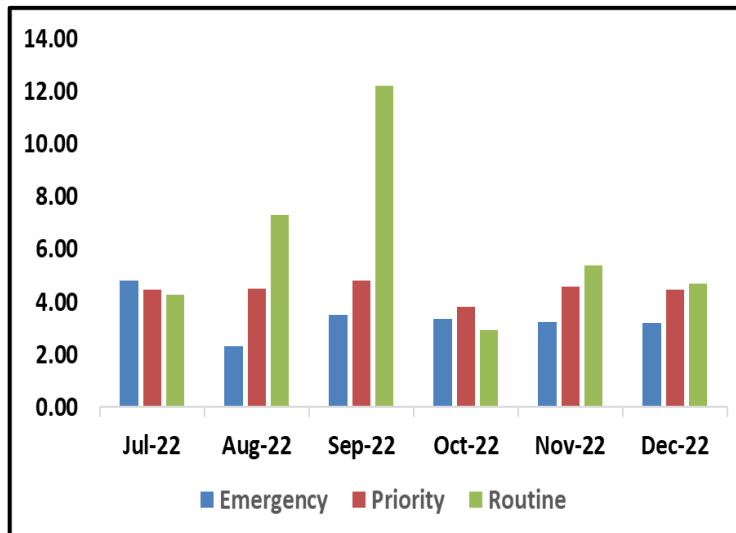
LAPD



LASD



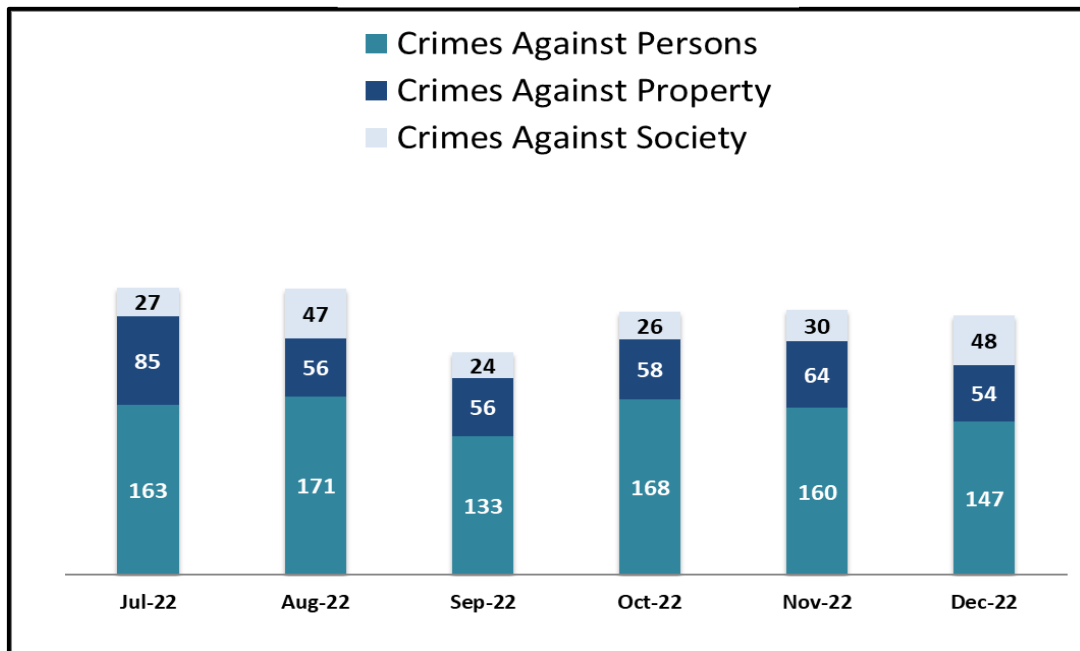
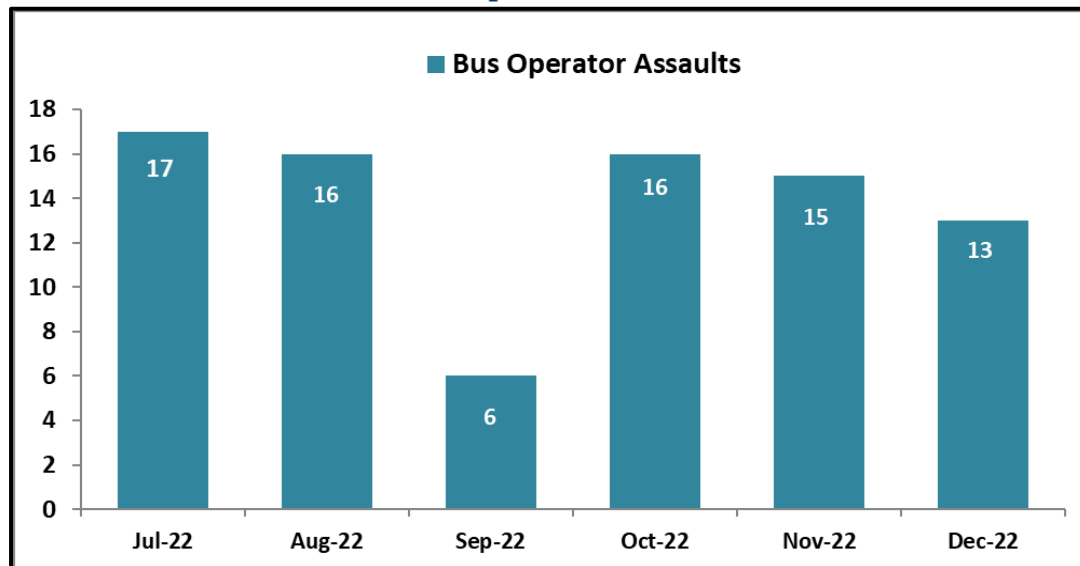
LBPD



SYSTEM-WIDE LAW ENFORCEMENT OVERVIEW

DECEMBER 2022

Attachment A

Total Crimes

Bus Operator Assaults


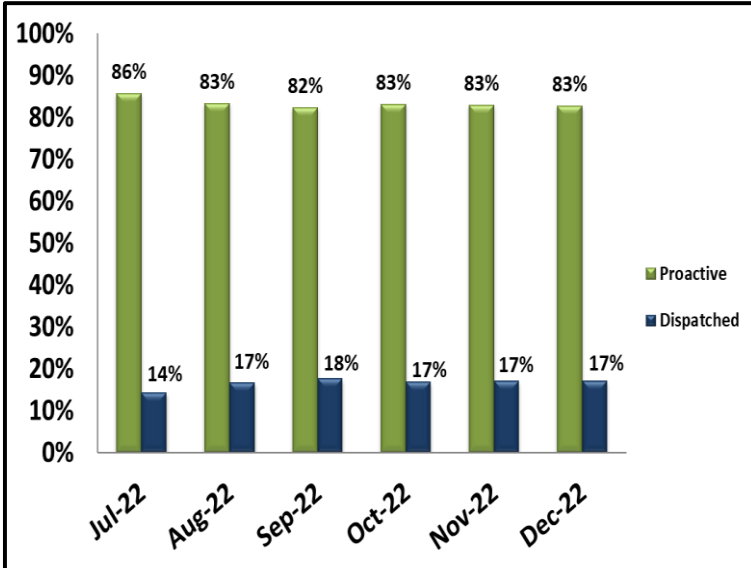
SYSTEM-WIDE LAW ENFORCEMENT OVERVIEW

DECEMBER 2022

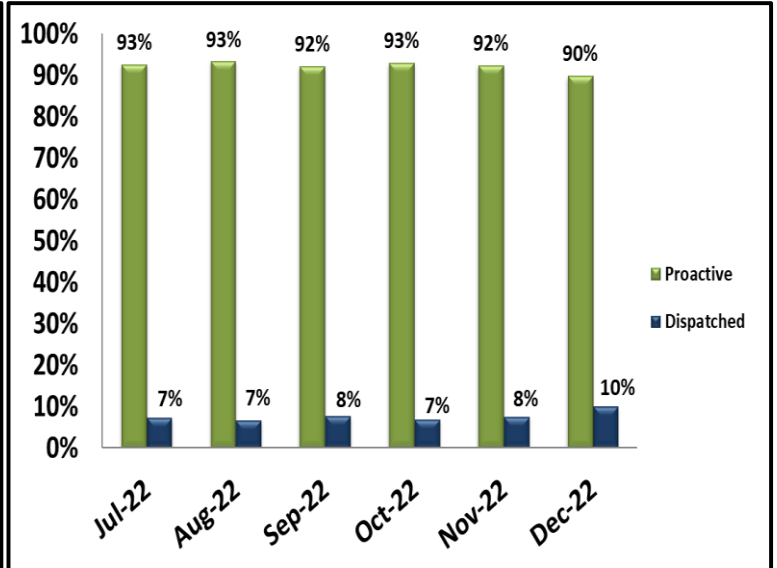
Attachment A

Ratio of Proactive vs Dispatched Activity

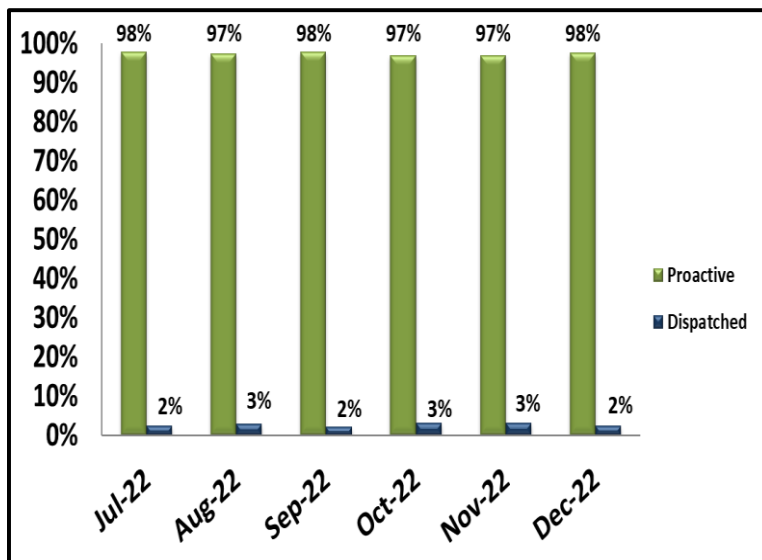
LAPD



LASD



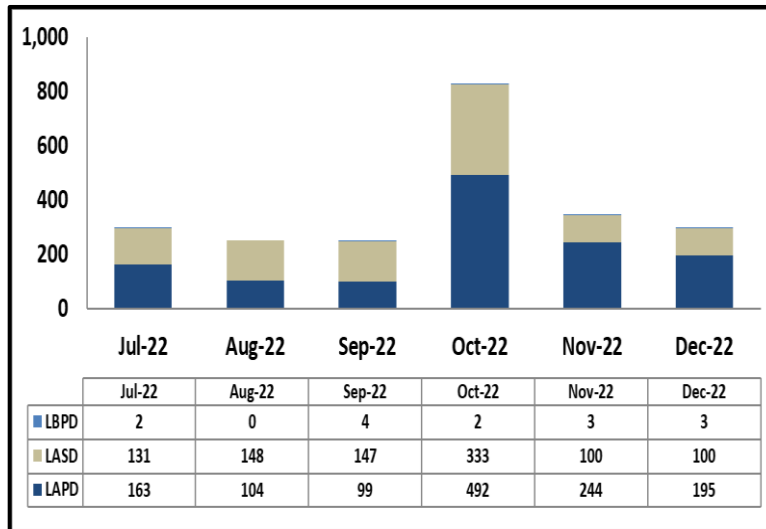
LBPD



SYSTEM-WIDE LAW ENFORCEMENT OVERVIEW

DECEMBER 2022

Attachment A

Grade Crossing Operations

Grade Crossing Operation Locations December:

1. Blue Line Stations (114)
2. Expo Line Stations (146)
3. Gold Line Stations (38)

BLUE LINE

ATTACHMENT B
MONTHLY UPDATE ON TRANSIT POLICING PERFORMANCE - DECEMBER 2022

REPORTED CRIME				
CRIMES AGAINST PERSONS	LAPD	LASD	LBPDP	FYTD
Homicide	0	0	0	1
Rape	0	1	0	1
Robbery	1	2	3	31
Aggravated Assault	0	2	4	29
Aggravated Assault on Operator	0	0	0	0
Battery	0	2	4	35
Battery Rail Operator	1	0	0	1
Sex Offenses	0	2	0	7
SUB-TOTAL	2	9	11	105
CRIMES AGAINST PROPERTY	LAPD	LASD	LBPDP	FYTD
Burglary	0	1	0	1
Larceny	1	1	2	30
Bike Theft	0	0	0	1
Motor Vehicle Theft	0	1	0	4
Arson	0	0	0	1
Vandalism	0	2	1	23
SUB-TOTAL	1	5	3	60
CRIMES AGAINST SOCIETY	LAPD	LASD	LBPDP	FYTD
Weapons	0	2	0	6
Narcotics	0	6	0	19
Trespassing	0	0	0	0
SUB-TOTAL	0	8	0	25
TOTAL	3	22	14	190

ARRESTS				
AGENCY	LAPD	LASD	LBPDP	FYTD
Felony	0	9	0	93
Misdemeanor	0	22	1	392
TOTAL	0	31	1	485

CITATIONS				
AGENCY	LAPD	LASD	LBPDP	FYTD
Other Citations	2	20	6	234
Vehicle Code Citations	0	5	10	73
TOTAL	2	25	16	307

CALLS FOR SERVICE				
AGENCY	LAPD	LASD	LBPDP	FYTD
Routine	4	89	3	460
Priority	24	65	38	932
Emergency	2	1	19	197
TOTAL	30	155	60	1,589

DISPATCHED VS. PROACTIVE			
AGENCY	LAPD	LASD	LBPDP
Dispatched	26%	4%	2%
Proactive	84%	96%	98%
TOTAL	110%	100%	100%

CRIMES PER STATION				
STATION	CRIMES AGAINST PERSONS	CRIMES AGAINST PROPERTY	CRIMES AGAINST SOCIETY	FYTD
7th St/Metro Ctr	1	0	0	8
Pico	0	0	0	4
Grand/LATTC	0	0	0	7
San Pedro St	0	1	0	5
Washington	0	0	0	7
Vernon	0	0	0	2
Slauson	0	0	1	13
Florence	0	2	0	14
Firestone	0	0	0	9
103rd St/Watts Towers	1	0	0	4
Willowbrook/Rosa Parks	5	2	2	42
Compton	2	0	1	12
Artesia	1	0	1	12
Del Amo	1	1	3	16
Wardlow	0	0	0	2
Willow St	3	1	0	9
PCH	4	0	0	5
Anaheim St	1	0	0	7
5th St	1	0	0	2
1st St	1	0	0	1
Downtown Long Beach	2	0	0	7
Pacific Av	0	0	0	1
Blue Line Rail Yard	0	1	0	1
Total	23	8	8	190

PERCENTAGE OF TIME ON THE RAIL SYSTEM	
Blue Line-LAPD	91%
Blue Line-LASD	82%
Blue Line-LBPDP	80%

GRADE CROSSING OPERATIONS				
LOCATION	LAPD	LASD	LBPDP	FYTD
Washington St	41	0	0	290
Flower St	0	0	0	48
103rd St	21	0	0	118
Wardlow Rd	0	0	3	14
Pacific Ave.	0	0	0	0
Willowbrook	0	18	0	279
Slauson	1	2	0	24
Firestone	0	3	0	26
Florence	0	17	0	47
Compton	0	1	0	67
Artesia	0	2	0	39
Del Amo	0	5	0	46
Long Beach Blvd	0	0	0	2
TOTAL	63	48	3	1,000

LEGEND
Los Angeles Police Department
Los Angeles County Sheriff's Department
Long Beach Police Department

GREEN LINE

ATTACHMENT B
MONTHLY UPDATE ON TRANSIT POLICING PERFORMANCE - DECEMBER 2022

REPORTED CRIME			
CRIMES AGAINST PERSONS	LAPD	LASD	FYTD
Homicide	0	0	0
Rape	0	0	1
Robbery	0	2	14
Aggravated Assault	0	1	19
Aggravated Assault on Operator	0	0	0
Battery	0	0	20
Battery Rail Operator	0	0	0
Sex Offenses	0	0	0
SUB-TOTAL	0	3	54
CRIMES AGAINST PROPERTY	LAPD	LASD	FYTD
Burglary	0	0	0
Larceny	0	0	15
Bike Theft	0	1	2
Motor Vehicle Theft	0	0	1
Arson	0	0	0
Vandalism	0	2	10
SUB-TOTAL	0	3	28
CRIMES AGAINST SOCIETY	LAPD	LASD	FYTD
Weapons	0	3	7
Narcotics	0	3	11
Trespassing	0	0	1
SUB-TOTAL	0	6	19
TOTAL	0	12	101

ARRESTS			
AGENCY	LAPD	LASD	FYTD
Felony	0	2	29
Misdemeanor	0	12	108
TOTAL	0	14	137

CITATIONS			
AGENCY	LAPD	LASD	FYTD
Other Citations	6	16	190
Vehicle Code Citations	53	1	285
TOTAL	59	17	475

CALLS FOR SERVICE			
AGENCY	LAPD	LASD	FYTD
Routine	2	127	704
Priority	14	50	449
Emergency	3	4	53
TOTAL	19	181	1,206

DISPATCHED VS. PROACTIVE		
AGENCY	LAPD	LASD
Dispatched	16%	13%
Proactive	84%	87%
TOTAL	100%	100%

PERCENTAGE OF TIME SPENT ON THE RAIL SYSTEM	
Green Line-LAPD	91%
Green Line-LASD	95%

LEGEND
Los Angeles Police Department
Los Angeles County Sheriff's Department

CRIMES PER STATION				
STATION	CRIMES AGAINST PERSONS	CRIMES AGAINST PROPERTY	CRIMES AGAINST SOCIETY	FYTD
Redondo Beach	1	0	0	5
Douglas	0	0	0	4
El Segundo	0	2	0	6
Mariposa	0	0	0	4
Aviation/LAX	0	0	0	6
Hawthorne/Lennox	0	0	1	8
Crenshaw	0	1	0	12
Vermont/Athens	0	0	0	10
Harbor Fwy	0	0	0	5
Avalon	0	0	0	3
Willowbrook/Rosa Parks	1	0	2	8
Long Beach Bl	1	0	0	15
Lakewood Bl	0	0	0	1
Norwalk	0	0	3	14
Total	3	3	6	101

EXPO LINE

ATTACHMENT B

MONTHLY UPDATE ON TRANSIT POLICING PERFORMANCE - DECEMBER 2022

REPORTED CRIME			
CRIMES AGAINST PERSONS	LAPD	LASD	FYTD
Homicide	0	0	1
Rape	0	0	0
Robbery	3	1	26
Aggravated Assault	0	1	13
Aggravated Assault on Operator	0	0	0
Battery	2	0	20
Battery Rail Operator	0	0	0
Sex Offenses	1	0	3
SUB-TOTAL	6	2	63
CRIMES AGAINST PROPERTY	LAPD	LASD	FYTD
Burglary	0	0	0
Larceny	2	0	24
Bike Theft	0	0	3
Motor Vehicle Theft	0	0	0
Arson	0	0	0
Vandalism	0	0	1
SUB-TOTAL	2	0	28
CRIMES AGAINST SOCIETY	LAPD	LASD	FYTD
Weapons	0	0	0
Narcotics	0	0	0
Trespassing	0	0	3
SUB-TOTAL	0	0	3
TOTAL	8	2	94

ARRESTS			
AGENCY	LAPD	LASD	FYTD
Felony	0	0	11
Misdemeanor	4	2	30
TOTAL	4	2	41

CITATIONS			
AGENCY	LAPD	LASD	FYTD
Other Citations	1	2	39
Vehicle Code Citations	2	0	11
TOTAL	3	2	50

CALLS FOR SERVICE			
AGENCY	LAPD	LASD	FYTD
Routine	11	57	415
Priority	54	22	509
Emergency	4	2	47
TOTAL	69	81	971

DISPATCHED VS. PROACTIVE		
AGENCY	LAPD	LASD
Dispatched	14%	10%
Proactive	86%	90%
TOTAL	100%	100%

PERCENTAGE OF TIME SPENT ON THE RAIL SYSTEM	
Expo Line-LAPD	90%
Expo Line-LASD	97%

GRADE CROSSING OPERATIONS			
LOCATION	LAPD	LASD	FYTD
Exposition Blvd	132	0	825
Santa Monica	0	10	58
Culver City	0	4	18
TOTAL	132	14	901

LEGEND	
Los Angeles Police Department	
Los Angeles County Sheriff's Department	

CRIMES PER STATION				
STATION	CRIMES AGAINST PERSONS	CRIMES AGAINST PROPERTY	CRIMES AGAINST SOCIETY	FYTD
7th St/Metro Ctr	0	0	0	3
Pico	0	0	0	0
LATTC/Ortho Institute	1	1	0	2
Jefferson/USC	1	0	0	5
Expo Park/USC	0	1	0	8
Expo/Vermont	2	0	0	10
Expo/Western	0	0	0	16
Expo/Crenshaw	0	0	0	10
Farmdale	1	0	0	6
Expo/La Brea	0	0	0	1
La Cienega/Jefferson	1	0	0	5
Culver City	0	0	0	6
Palms	0	0	0	3
Westwood/Rancho Park	0	0	0	1
Expo/Sepulveda	0	0	0	3
Expo/Bundy	0	0	0	3
26th St/Bergamot	0	0	0	1
17th St/SMC	0	0	0	2
Downtown Santa Monica	2	0	0	9
Expo Line Rail Yard	0	0	0	0
Total	8	2	0	94

RED LINE

ATTACHMENT B
MONTHLY UPDATE ON TRANSIT POLICING PERFORMANCE - DECEMBER 2022

REPORTED CRIME		
CRIMES AGAINST PERSONS	LAPD	FYTD
Homicide	0	3
Rape	0	2
Robbery	10	38
Aggravated Assault	6	51
Aggravated Assault on Operator	0	1
Battery	17	91
Battery Rail Operator	0	0
Sex Offenses	3	9
SUB-TOTAL	36	195
CRIMES AGAINST PROPERTY	LAPD	FYTD
Burglary	0	1
Larceny	12	61
Bike Theft	0	2
Motor Vehicle Theft	0	0
Arson	0	0
Vandalism	3	25
SUB-TOTAL	15	89
CRIMES AGAINST SOCIETY	LAPD	FYTD
Weapons	0	0
Narcotics	0	0
Trespassing	8	29
SUB-TOTAL	8	29
TOTAL	59	313

ARRESTS		
AGENCY	LAPD	FYTD
Felony	8	25
Misdemeanor	20	52
TOTAL	28	77

CITATIONS		
AGENCY	LAPD	FYTD
Other Citations	18	69
Vehicle Code Citations	1	78
TOTAL	19	147

CALLS FOR SERVICE		
AGENCY	LAPD	FYTD
Routine	30	134
Priority	161	904
Emergency	12	74
TOTAL	203	1,112

DISPATCHED VS. PROACTIVE	
AGENCY	LAPD
Dispatched	21%
Proactive	79%
TOTAL	100%

CRIMES PER STATION				
STATION	CRIMES AGAINST PERSONS	CRIMES AGAINST PROPERTY	CRIMES AGAINST SOCIETY	FYTD
Union Station	3	0	1	27
Civic Center/Grand Park	0	0	0	7
Pershing Square	1	2	0	22
7th St/Metro Ctr	0	4	0	32
Westlake/MacArthur Park	8	1	2	67
Wilshire/Vermont	5	2	0	24
Wilshire/Normandie	1	0	0	8
Vermont/Beverly	0	0	0	7
Wilshire/Western	3	2	0	12
Vermont/Santa Monica	3	0	1	16
Vermont/Sunset	0	0	0	5
Hollywood/Western	4	0	0	14
Hollywood/Vine	1	0	1	19
Hollywood/Highland	1	0	0	14
Universal City/Studio City	4	0	0	6
North Hollywood	2	4	3	33
Red Line Rail Yard	0	0	0	0
Total	36	15	8	313

PERCENTAGE OF TIME SPENT ON THE RAIL SYSTEM	
Red Line- LAPD	87%

LEGEND
Los Angeles Police Department

GOLD LINE

ATTACHMENT B

MONTHLY UPDATE ON TRANSIT POLICING PERFORMANCE - DECEMBER 2022

REPORTED CRIME			
CRIMES AGAINST PERSONS	LAPD	LASD	FYTD
Homicide	0	0	0
Rape	0	0	0
Robbery	0	1	13
Aggravated Assault	1	1	14
Aggravated Assault on Operator	0	0	1
Battery	0	2	17
Battery Rail Operator	0	0	0
Sex Offenses	0	0	6
SUB-TOTAL	1	4	51
CRIMES AGAINST PROPERTY	LAPD	LASD	FYTD
Burglary	0	0	0
Larceny	3	3	13
Bike Theft	0	0	3
Motor Vehicle Theft	0	0	1
Arson	0	0	1
Vandalism	0	0	9
SUB-TOTAL	3	3	27
CRIMES AGAINST SOCIETY	LAPD	LASD	FYTD
Weapons	0	0	7
Narcotics	0	1	5
Trespassing	1	3	14
SUB-TOTAL	1	4	26
TOTAL	5	11	104

ARRESTS			
AGENCY	LAPD	LASD	FYTD
Felony	0	5	40
Misdemeanor	1	20	275
TOTAL	1	25	315

CITATIONS			
AGENCY	LAPD	LASD	FYTD
Other Citations	1	27	337
Vehicle Code Citations	0	4	16
TOTAL	1	31	353

CALLS FOR SERVICE			
AGENCY	LAPD	LASD	FYTD
Routine	5	160	951
Priority	20	62	641
Emergency	3	7	83
TOTAL	28	229	1,675

DISPATCHED VS. PROACTIVE		
AGENCY	LAPD	LASD
Dispatched	21%	9%
Proactive	79%	91%
TOTAL	100%	100%

CRIMES PER STATION				
STATION	CRIMES AGAINST PERSONS	CRIMES AGAINST PROPERTY	CRIMES AGAINST SOCIETY	FYTD
APU/Citrus College	1	0	0	10
Azusa Downtown	1	0	2	15
Irwindale	1	1	0	6
Duarte/City of Hope	0	0	1	5
Monrovia	0	0	0	4
Arcadia	0	0	0	8
Sierra Madre Villa	1	0	0	6
Allen	0	0	0	2
Lake	0	0	0	12
Memorial Park	0	0	0	3
Del Mar	0	0	0	1
Fillmore	0	0	0	6
South Pasadena	0	0	1	2
Highland Park	0	0	0	2
Southwest Museum	1	1	0	2
Heritage Square	0	0	0	0
Lincoln/Cypress	0	0	0	2
Chinatown	0	1	0	3
Union Station	0	1	1	4
Little Tokyo/Arts Dist	0	0	0	0
Pico/Aliso	0	0	0	1
Mariachi Plaza	0	0	0	2
Soto	0	0	0	1
Indiana (both LAPD & LASD)	0	0	0	5
Maravilla	0	0	0	0
East LA Civic Ctr	0	0	0	0
Atlantic	0	2	0	2
Total	5	6	5	104

PERCENTAGE OF TIME SPENT ON THE RAIL SYSTEM	
Gold Line-LAPD	87%
Gold Line-LASD	89%

GRADE CROSSING OPERATIONS			
LOCATION	LAPD	LASD	FYTD
Marmion Way	0	0	1
Arcadia Station	0	5	21
Irwindale	0	13	76
Monrovia	0	4	15
City of Pasadena	0	6	81
Magnolia Ave	0	0	0
Duarte Station	0	3	21
City Of Azusa	0	4	47
South Pasadena	0	1	40
City Of East LA	0	2	59
Figueroa St	0	0	8
TOTAL GOAL= 10	0	38	369

LEGEND	
Los Angeles Police Department	
Los Angeles County Sheriff's Department	

ORANGE LINE

ATTACHMENT B
MONTHLY UPDATE ON TRANSIT POLICING PERFORMANCE - DECEMBER 2022

REPORTED CRIME		
CRIMES AGAINST PERSONS	LAPD	FYTD
Homicide	0	0
Rape	0	0
Robbery	0	4
Aggravated Assault	0	4
Aggravated Assault on Operator	0	0
Battery	2	9
Battery Bus Operator	0	1
Sex Offenses	0	1
SUB-TOTAL	2	19
CRIMES AGAINST PROPERTY	LAPD	FYTD
Burglary	0	0
Larceny	0	1
Bike Theft	0	1
Motor Vehicle Theft	0	0
Arson	0	0
Vandalism	0	1
SUB-TOTAL	0	3
CRIMES AGAINST SOCIETY	LAPD	FYTD
Weapons	0	0
Narcotics	0	0
Trespassing	2	2
SUB-TOTAL	2	2
TOTAL	4	24

ARRESTS		
AGENCY	LAPD	FYTD
Felony	1	4
Misdemeanor	0	4
TOTAL	1	8

CITATIONS		
AGENCY	LAPD	FYTD
Other Citations	7	155
Vehicle Code Citations	62	762
TOTAL	69	917

CALLS FOR SERVICE		
AGENCY	LAPD	FYTD
Routine	0	3
Priority	3	52
Emergency	0	3
TOTAL	3	58

DISPATCHED VS. PROACTIVE	
AGENCY	LAPD
Dispatched	17%
Proactive	83%
TOTAL	100%

PERCENTAGE OF TIME SPENT ON THE BUS SYSTEM	
Orange Line- LAPD	91%

LEGEND
Los Angeles Police Department

CRIMES PER STATION				
STATION	CRIMES AGAINST PERSONS	CRIMES AGAINST PROPERTY	CRIMES AGAINST SOCIETY	FYTD
North Hollywood	0	0	2	3
Laurel Canyon	0	0	0	0
Valley College	0	0	0	0
Woodman	0	0	0	0
Van Nuys	0	0	0	2
Sepulveda	0	0	0	1
Woodley	0	0	0	2
Balboa	1	0	0	3
Reseda	0	0	0	1
Tampa	0	0	0	4
Pierce College	0	0	0	1
De Soto	0	0	0	1
Canoga	0	0	0	2
Warner Center	0	0	0	0
Sherman Way	1	0	0	2
Roscoe	0	0	0	1
Nordhoff	0	0	0	0
Chatsworth	0	0	0	1
Total	2	0	2	24

SILVER LINE

ATTACHMENT B

MONTHLY UPDATE ON TRANSIT POLICING PERFORMANCE - DECEMBER 2022

REPORTED CRIME			
CRIMES AGAINST PERSONS	LAPD	LASD	FYTD
Homicide	0	0	0
Rape	0	0	0
Robbery	0	0	1
Aggravated Assault	0	0	2
Aggravated Assault on Operator	0	0	1
Battery	0	0	2
Battery Bus Operator	0	0	0
Sex Offenses	0	0	1
SUB-TOTAL	0	0	7
CRIMES AGAINST PROPERTY	LAPD	LASD	FYTD
Burglary	0	0	0
Larceny	0	0	0
Bike Theft	0	0	0
Motor Vehicle Theft	0	0	0
Arson	0	0	0
Vandalism	0	0	1
SUB-TOTAL	0	0	1
CRIMES AGAINST SOCIETY	LAPD	LASD	FYTD
Weapons	0	0	0
Narcotics	0	0	1
Trespassing	0	0	0
SUB-TOTAL	0	0	1
TOTAL	0	0	9

ARRESTS			
AGENCY	LAPD	LASD	FYTD
Felony	0	0	1
Misdemeanor	1	0	5
TOTAL	1	0	6

CITATIONS			
AGENCY	LAPD	LASD	FYTD
Other Citations	23	0	149
Vehicle Code Citations	98	0	668
TOTAL	121	0	817

CALLS FOR SERVICE			
AGENCY	LAPD	LASD	FYTD
Routine	0	4	20
Priority	1	1	28
Emergency	0	0	2
TOTAL	1	5	50

DISPATCHED VS. PROACTIVE		
AGENCY	LAPD	LASD
Dispatched	13%	22%
Proactive	87%	78%
TOTAL	100%	100%

PERCENTAGE OF TIME SPENT ON THE BUS SYSTEM	
Silver Line- LAPD	90%
Silver Line- LASD	87%

LEGEND	
Los Angeles Police Department	
Los Angeles County Sheriff's Department	

CRIMES PER STATION				
STATION	CRIMES AGAINST PERSONS	CRIMES AGAINST PROPERTY	CRIMES AGAINST SOCIETY	FYTD
El Monte	0	0	0	2
Cal State LA	0	0	0	0
LAC/USC Medical Ctr	0	0	0	0
Alameda	0	0	0	0
Downtown	0	0	0	0
37th St/USC	0	0	0	0
Slauson	0	0	0	3
Manchester	0	0	0	1
Harbor Fwy	0	0	0	1
Rosecrans	0	0	0	0
Harbor Gateway Transit Ctr	0	0	0	2
Carson	0	0	0	0
PCH	0	0	0	0
San Pedro/Beacon	0	0	0	0
Total	0	0	0	9

BUS PATROL

ATTACHMENT B
MONTHLY UPDATE ON TRANSIT POLICING PERFORMANCE - DECEMBER 2022

REPORTED CRIME			
CRIMES AGAINST PERSONS	LAPD	LASD	FYTD
Homicide	0	0	0
Rape	0	0	0
Robbery	4	2	39
Aggravated Assault	5	6	63
Aggravated Assault on Operator	3	0	17
Battery	10	5	144
Battery Bus Operator	6	3	61
Sex Offenses	2	0	15
SUB-TOTAL	30	16	339
CRIMES AGAINST PROPERTY	LAPD	LASD	FYTD
Burglary	0	0	1
Larceny	5	3	60
Bike Theft	0	0	2
Motor Vehicle Theft	0	0	2
Arson	0	0	1
Vandalism	1	4	35
SUB-TOTAL	6	7	101
CRIMES AGAINST SOCIETY	LAPD	LASD	FYTD
Weapons	0	3	18
Narcotics	0	12	53
Trespassing	1	1	7
SUB-TOTAL	1	16	78
TOTAL	37	39	518

LASD's Crimes per Sector		
Sector		FYTD
Westside	5	17
San Fernando	0	4
San Gabriel Valley	3	27
Gateway Cities	10	86
South Bay	21	87
Total	39	221

LAPD's Crimes per Sector		
Sector		FYTD
Valley Bureau		
Van Nuys	2	12
West Valley	1	10
North Hollywood	2	8
Foothill	0	2
Devonshire	0	3
Mission	1	4
Topanga	2	4
Central Bureau		
Central	6	45
Rampart	1	19
Hollenbeck	1	4
Northeast	2	6
Newton	4	25
West Bureau		
Hollywood	2	20
Wilshire	0	13
West LA	1	9
Pacific	3	7
Olympic	0	25
Southwest Bureau		
Southwest	1	34
Harbor	2	4
77th Street	3	33
Southeast	3	11
Total	37	298

ARRESTS			
AGENCY	LAPD	LASD	FYTD
Felony	2	23	118
Misdemeanor	2	85	548
TOTAL	4	108	666

CITATIONS			
AGENCY	LAPD	LASD	FYTD
Other Citations	2	121	680
Vehicle Code Citations	12	51	256
TOTAL	14	172	936

CALLS FOR SERVICE			
AGENCY	LAPD	LASD	FYTD
Routine	2	193	788
Priority	8	97	773
Emergency	2	6	73
TOTAL	12	296	1,634

DISPATCHED VS. PROACTIVE		
AGENCY	LAPD	LASD
Dispatched	18%	3%
Proactive	82%	97%
TOTAL	100%	100%

PERCENTAGE OF TIME SPENT ON THE BUS SYSTEM	
LAPD BUS	88%
LASD BUS	92%

LEGEND	
Los Angeles Police Department	
Los Angeles County Sheriff's Department	

UNION STATION

ATTACHMENT B

MONTHLY UPDATE ON TRANSIT POLICING PERFORMANCE - DECEMBER 2022

REPORTED CRIME		
CRIMES AGAINST PERSONS	LAPD	FYTD
Homicide	0	0
Rape	0	0
Robbery	0	4
Aggravated Assault	2	19
Aggravated Assault on Operator	0	0
Battery	17	64
Battery Rail Operator	0	0
Sex Offenses	1	7
SUB-TOTAL	20	94
CRIMES AGAINST PROPERTY	LAPD	FYTD
Burglary	0	2
Larceny	4	18
Bike Theft	0	3
Motor Vehicle Theft	0	0
Arson	0	0
Vandalism	2	11
SUB-TOTAL	6	34
CRIMES AGAINST SOCIETY	LAPD	FYTD
Weapons	0	0
Narcotics	0	0
Trespassing	1	17
SUB-TOTAL	1	17
TOTAL	27	145

ARRESTS		
AGENCY	LAPD	FYTD
Felony	7	28
Misdemeanor	11	67
TOTAL	18	95

CITATIONS		
AGENCY	LAPD	FYTD
Other Citations	12	37
Vehicle Code Citations	0	7
TOTAL	12	44

CALLS FOR SERVICE		
AGENCY	LAPD	FYTD
Routine	12	59
Priority	60	292
Emergency	5	25
TOTAL	77	376

DISPATCHED VS. PROACTIVE	
AGENCY	LAPD
Dispatched	20%
Proactive	80%
TOTAL	100%

PERCENTAGE OF TIME SPENT AT UNION STATION	
LOCATION	LAPD
Union Station	88%

LEGEND	
Los Angeles Police Department	

7TH & METRO STATION

ATTACHMENT B

MONTHLY UPDATE ON TRANSIT POLICING PERFORMANCE - DECEMBER 2022

REPORTED CRIME		
CRIMES AGAINST PERSONS	LAPD	FYTD
Homicide	0	0
Rape	0	0
Robbery	2	4
Aggravated Assault	0	1
Aggravated Assault on Operator	0	0
Battery	3	10
Battery Rail Operator	0	0
Sex Offenses	0	0
SUB-TOTAL	5	15
CRIMES AGAINST PROPERTY	LAPD	FYTD
Burglary	0	0
Larceny	0	1
Bike Theft	0	0
Motor Vehicle Theft	0	0
Arson	0	0
Vandalism	0	0
SUB-TOTAL	0	1
CRIMES AGAINST SOCIETY	LAPD	FYTD
Weapons	0	0
Narcotics	0	0
Trespassing	1	2
SUB-TOTAL	1	2
TOTAL	6	18

ARRESTS		
AGENCY	LAPD	FYTD
Felony	3	5
Misdemeanor	6	14
TOTAL	9	19

CITATIONS		
AGENCY	LAPD	FYTD
Other Citations	2	7
Vehicle Code Citations	0	0
TOTAL	2	7

CALLS FOR SERVICE		
AGENCY	LAPD	FYTD
Routine	0	3
Priority	10	14
Emergency	0	1
TOTAL	10	18

DISPATCHED VS. PROACTIVE	
AGENCY	LAPD
Dispatched	17%
Proactive	83%
TOTAL	100%

PERCENTAGE OF TIME SPENT AT 7TH & METRO STATION	
LOCATION	LAPD
7th & Metro Station	90%

LEGEND	
Los Angeles Police Department	

K LINE

ATTACHMENT B
MONTHLY UPDATE ON TRANSIT POLICING PERFORMANCE - DECEMBER 2022

REPORTED CRIME			
CRIMES AGAINST PERSONS	LAPD	LASD	FYTD
Homicide	0	0	0
Rape	0	0	0
Robbery	0	0	0
Aggravated Assault	0	0	0
Aggravated Assault on Operator	0	0	0
Battery	0	0	0
Battery Bus Operator	0	0	0
Sex Offenses	0	0	0
SUB-TOTAL	0	0	0
CRIMES AGAINST PROPERTY	LAPD	LASD	FYTD
Burglary	0	0	0
Larceny	0	0	1
Bike Theft	0	0	0
Motor Vehicle Theft	0	0	0
Arson	0	0	0
Vandalism	0	0	0
SUB-TOTAL	0	0	1
CRIMES AGAINST SOCIETY	LAPD	LASD	FYTD
Weapons	0	0	0
Narcotics	0	0	0
Trespassing	0	0	0
SUB-TOTAL	0	0	0
TOTAL	0	0	1

ARRESTS			
AGENCY	LAPD	LASD	FYTD
Felony	0	0	0
Misdemeanor	0	1	3
TOTAL	0	1	3

CITATIONS			
AGENCY	LAPD	LASD	FYTD
Other Citations	2	0	5
Vehicle Code Citations	0	0	0
TOTAL	2	0	5

CALLS FOR SERVICE			
AGENCY	LAPD	LASD	FYTD
Routine	3	33	85
Priority	4	9	36
Emergency	0	0	0
TOTAL	7	42	121

DISPATCHED VS. PROACTIVE		
AGENCY	LAPD	LASD
Dispatched	16%	9%
Proactive	84%	91%
TOTAL	100%	100%

CRIMES PER STATION				
STATION	CRIMES AGAINST PERSONS	CRIMES AGAINST PROPERTY	CRIMES AGAINST SOCIETY	FYTD
Expo / Crenshaw	0	0	0	0
Martin Luther King Jr Station	0	0	0	0
Leimert Park Station	0	0	0	0
Hyde Park Station	0	0	0	0
Fairview Heights Station	0	0	0	0
Downtown Inglewood Station	0	0	0	0
Westchester / Veterans Station	0	0	0	1
Total	0	0	0	1

PERCENTAGE OF TIME SPENT ON THE RAIL SYSTEM	
K Line - LAPD	91%
K Line - LASD	97%

LEGEND	
Los Angeles Police Department	
Los Angeles County Sheriff's Department	

Transit Police

Monthly Crime Report



Attachment C

	2022	2021	%
	December	December	Change
CRIMES AGAINST PERSONS			
Homicide	0	0	0.0%
Rape	1	0	N/A
Robbery	31	41	-24.4%
Aggravated Assault	29	29	0.0%
Aggravated Assault on Operator	3	4	-25.0%
Battery	64	73	-12.3%
Battery on Operator	10	13	-23.1%
Sex Offenses	9	9	0.0%
SUB-TOTAL	147	169	-13.0%
CRIMES AGAINST PROPERTY			
Burglary	1	0	N/A
Larceny	36	31	16.1%
Bike Theft	1	6	-83.3%
Motor Vehicle Theft	1	2	-50.0%
Arson	0	1	-100.0%
Vandalism	15	13	15.4%
SUB-TOTAL	54	53	1.9%
CRIMES AGAINST SOCIETY			
Weapons	8	2	300.0%
Narcotics	22	7	214.3%
Trespassing	18	6	200.0%
SUB-TOTAL	48	15	220.0%
TOTAL	249	237	5.1%
ENFORCEMENT EFFORTS			
Arrests	248	140	77.1%
Citations	567	132	329.5%
Calls for Service	1,508	1,553	-2.9%



SYSTEM SECURITY & LAW ENFORCEMENT

MONTHLY, BI-ANNUAL, ANNUAL COMPARISON

DECEMBER 2022

Attachment D

Crimes

Monthly

System-Wide	Dec-21	Dec-22	% Change
Crimes Against Persons	169	147	-13.02%
Crimes Against Property	53	54	1.89%
Crimes Against Society	15	48	220.00%
Total	237	249	5.06%

Six Months

System-Wide	Jul-21-Dec-21	Jul-22-Dec-22	% Change
Crimes Against Persons	918	942	2.61%
Crimes Against Property	413	373	-9.69%
Crimes Against Society	110	202	83.64%
Total	1,441	1,517	5.27%

Annual

System-Wide	Jan-21-Dec-21	Jan-22-Dec-22	% Change
Crimes Against Persons	1,620	1,936	19.51%
Crimes Against Property	756	876	15.87%
Crimes Against Society	285	337	18.25%
Total	2,661	3,149	18.34%

Average Emergency Response Times

Monthly

Dec-21	Dec-22	% Change
5:01	4:55	-1.99%

Six Months

Jul-21-Dec-21	Jul-22-Dec-22	% Change
4:45	5:33	16.84%

Annual

Jan-21-Dec-21	Jan-22-Dec-22	% Change
4:32	5:22	18.38%

Bus Operator Assaults

Monthly

Dec-21	Dec-22	% Change
17	13	-23.53%

Six Months

Jul-21-Dec-21	Jul-22-Dec-22	% Change
79	83	5.06%

Annual

Jan-21-Dec-21	Jan-22-Dec-22	% Change
117	162	38.46%

Ridership

Monthly

Dec-21	Dec-22	% Change
21,096,821	21,212,101	0.55%

Six Months

Jul-21-Dec-21	Jul-22-Dec-22	% Change
130,194,981	131,821,223	1.25%

Annual

Jan-21-Dec-21	Jan-22-Dec-22	% Change
227,965,152	255,253,370	11.97%

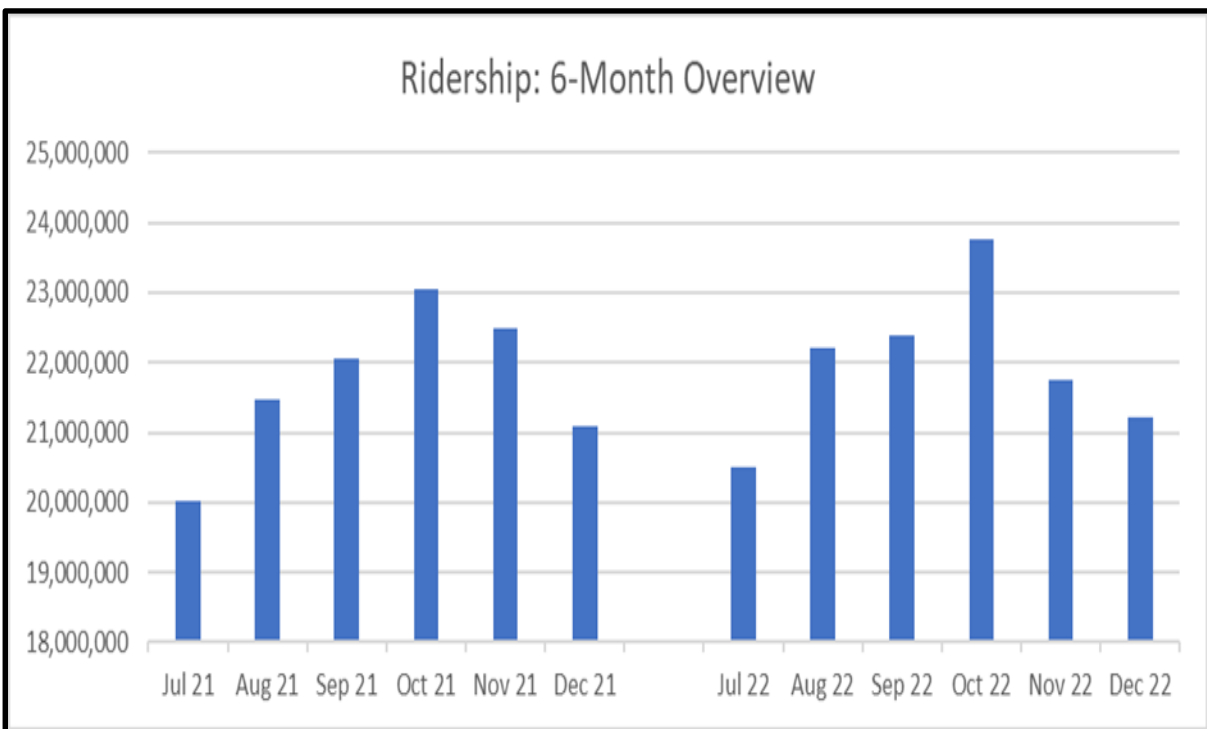
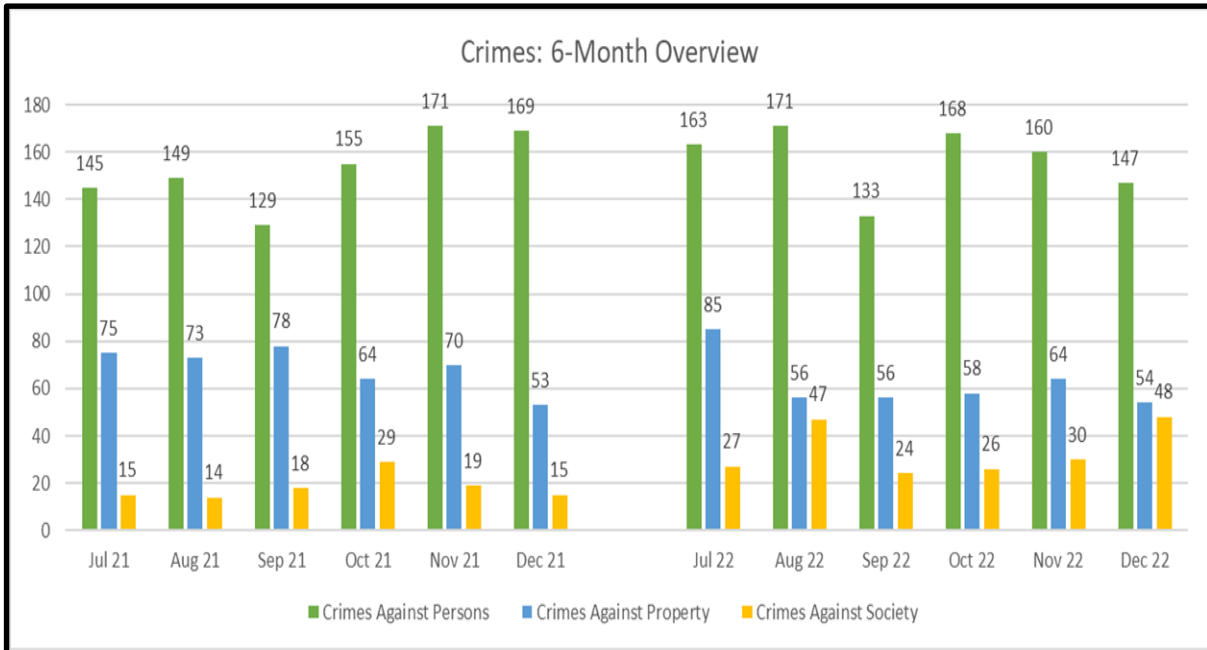


SYSTEM SECURITY & LAW ENFORCEMENT

MONTHLY, BI-ANNUAL, ANNUAL COMPARISON

DECEMBER 2022

Attachment D





SYSTEM SECURITY & LAW ENFORCEMENT

Attachment E

Violent and Property Crimes
December 2022

VIOLENT CRIMES	12/01/2022 TO 12/31/2022	11/01/2022 TO 11/30/2022	% Change	11/01/2022 TO 11/30/2022	10/01/2022 TO 10/31/2022	% Change	1/01/2022 TO 12/31/2022	1/01/2019 TO 12/31/2019	% Change	1/01/2022 TO 12/31/2022	1/01/2018 TO 12/31/2018	% Change
Homicide	0	1	-100.0%	1	1	0.0%	6	1	500.0%	6	1	500.0%
Rape	1	1	0.0%	1	1	0.0%	12	9	33.3%	12	15	-20.0%
Robbery	31	31	0.0%	31	27	14.8%	349	287	21.6%	349	313	11.5%
Agg Assault	29	35	-17.1%	35	41	-14.6%	442	263	68.1%	442	257	72.0%
Agg Assault on Operator	3	9	-66.7%	9	1	800.0%	36	11	227.3%	36	14	157.1%
TOTAL VIOLENT	64	77	-16.9%	77	71	8.5%	845	571	48.0%	845	600	40.8%
PROPERTY CRIMES	12/01/2022 TO 12/31/2022	11/01/2022 TO 11/30/2022	% Change	11/01/2022 TO 11/30/2022	10/01/2022 TO 10/31/2022	% Change	1/01/2022 TO 12/31/2022	1/01/2019 TO 12/31/2019	% Change	1/01/2022 TO 12/31/2022	1/01/2018 TO 12/31/2018	% Change
Burglary	1	0	N/A	0	1	-100.0%	13	8	62.5%	13	13	0.0%
Larceny	36	43	-16.3%	43	36	19.4%	510	743	-31.4%	510	829	-38.5%
Bike Theft	1	2	-50.0%	2	4	-50.0%	44	72	-38.9%	44	103	-57.3%
Motor Vehicle Theft	1	2	-50.0%	2	2	0.0%	17	22	-22.7%	17	30	-43.3%
TOTAL PROPERTY	39	47	-17.0%	47	43	9.3%	584	845	-30.9%	584	975	-40.1%
TOTAL PART 1	103	124	-16.9%	124	114	8.8%	1,429	1,416	0.9%	1,429	1,575	-9.3%

This table summarizes Violent Crimes and Property Crimes, which make up Part 1 Crimes.



System Security & Law Enforcement
Los Angeles Police Department Transit Services Division
Arrest Demographic
12/01/2022 - 12/31/2022

ATTACHMENT F

RAIL / STATION	MALE						FEMALE				TRANS - FEMALE			TRANS - MALE		TOTAL
	BLK	HISP	WHI	MID. EAST	ASIAN	TOTAL	BLK	HISP	WHI	TOTAL	BLK	HISP	TOTAL	BLK	TOTAL	
RED LINE	30	11	10	2	0	53	5	3	2	10	1	0	1	1	1	65
7TH & METRO CTR	8	2	5	0	0	15	3	0	1	4	1	0	1	0	0	20
WESTLAKE / MACARTHUR PARK	4	3	4	1	0	12	1	2	0	3	0	0	0	0	0	15
PERSHING SQUARE	4	1	1	0	0	6	0	0	0	0	0	0	0	0	0	6
NORTH HOLLYWOOD	4	0	0	0	0	4	0	0	1	1	0	0	0	0	0	5
HOLLYWOOD / VINE	2	0	0	0	0	2	0	1	0	1	0	0	0	1	1	4
WILSHIRE / VERMONT	4	0	0	0	0	4	0	0	0	0	0	0	0	0	0	4
CIVIC CENTER / GRAND PARK	1	1	0	1	0	3	0	0	0	0	0	0	0	0	0	3
HOLLYWOOD / WESTERN	0	2	0	0	0	2	0	0	0	0	0	0	0	0	0	2
UNION STATION	2	0	0	0	0	2	0	0	0	0	0	0	0	0	0	2
VERMONT / SANTA MONICA	1	0	0	0	0	1	1	0	0	1	0	0	0	0	0	2
VERMONT / BEVERLY	0	1	0	0	0	1	0	0	0	0	0	0	0	0	0	1
UNIV CITY / STUDIO CITY	0	1	0	0	0	1	0	0	0	0	0	0	0	0	0	1
UNION STATION (Not Line Specific)	4	4	2	0	0	10	4	1	0	5	0	1	1	0	0	16
BRT	4	2	2	1	0	9	1	0	0	1	1	0	1	0	0	11
CENTRAL BUREAU	2	1	0	1	0	4	1	0	0	1	0	0	0	0	0	5
SOUTH BUREAU	1	1	0	0	0	2	0	0	0	0	1	0	1	0	0	3
WEST BUREAU	0	0	2	0	0	2	0	0	0	0	0	0	0	0	0	2
VALLEY BUREAU	1	0	0	0	0	1	0	0	0	0	0	0	0	0	0	1
ORANGE LINE	4	1	1	0	0	6	0	0	0	0	0	0	0	0	0	6
NORTH HOLLYWOOD	3	1	1	0	0	5	0	0	0	0	0	0	0	0	0	5
VALLEY COLLEGE	1	0	0	0	0	1	0	0	0	0	0	0	0	0	0	1
EXPO LINE	0	0	2	0	0	2	0	0	0	0	0	0	0	0	0	2
WESTWOOD / RANCHO PARK	0	0	1	0	0	1	0	0	0	0	0	0	0	0	0	1
PALMS	0	0	1	0	0	1	0	0	0	0	0	0	0	0	0	1
PURPLE LINE	0	1	0	0	0	1	1	0	0	1	0	0	0	0	0	2
WILSHIRE / WESTERN	0	1	0	0	0	1	1	0	0	1	0	0	0	0	0	2
SILVER LINE	1	0	0	0	0	1	0	0	0	0	0	0	0	0	0	1
HARBOR GATEWAY TRANSIT CTR	1	0	0	0	0	1	0	0	0	0	0	0	0	0	0	1
BLUE LINE	0	0	0	0	1	1	0	0	0	0	0	0	0	0	0	1
SAN PEDRO	0	0	0	0	1	1	0	0	0	0	0	0	0	0	0	1
TOTAL	43	19	17	3	1	83	11	4	2	17	2	1	3	1	1	104
% of TOTAL	41.3%	18.3%	16.3%	2.9%	1.0%	79.8%	10.6%	3.8%	1.9%	16.3%	1.9%	1.0%	2.9%	1.0%	1.0%	100.0%

Los Angeles Police Department Transit Services Division

Arrest Demographic

12/01/2022 - 12/31/2022

ARREST TYPE	MALE						FEMALE				TRANS - FEMALE			TRANS - MALE		TOTAL
	BLK	HISP	WHI	MID. EAST	ASIAN	TOTAL	BLK	HISP	WHI	TOTAL	BLK	HISP	TOTAL	BLK	TOTAL	
MISDEMEANOR	24	11	12	2	0	49	8	4	2	14	0	1	1	0	0	64
RED LINE	15	4	8	1	0	28	3	3	2	8	0	0	0	0	0	36
UNION STATION	3	3	1	0	0	7	4	1	0	5	0	1	1	0	0	13
BRT	3	2	1	1	0	7	1	0	0	1	0	0	0	0	0	8
ORANGE LINE	2	1	1	0	0	4	0	0	0	0	0	0	0	0	0	4
PURPLE LINE	0	1	0	0	0	1	0	0	0	0	0	0	0	0	0	1
SILVER LINE	1	0	0	0	0	1	0	0	0	0	0	0	0	0	0	1
EXPO LINE	0	0	1	0	0	1	0	0	0	0	0	0	0	0	0	1
FELONY	13	8	4	1	1	27	3	0	0	3	1	0	1	0	0	31
RED LINE	9	7	2	1	0	19	2	0	0	2	0	0	0	0	0	21
BRT	1	0	1	0	0	2	0	0	0	0	1	0	1	0	0	3
UNION STATION	1	1	0	0	0	2	0	0	0	0	0	0	0	0	0	2
ORANGE LINE	2	0	0	0	0	2	0	0	0	0	0	0	0	0	0	2
BLUE LINE	0	0	0	0	1	1	0	0	0	0	0	0	0	0	0	1
EXPO LINE	0	0	1	0	0	1	0	0	0	0	0	0	0	0	0	1
PURPLE LINE	0	0	0	0	0	0	1	0	0	1	0	0	0	0	0	1
FELONY / WARRANT	3	0	0	0	0	3	0	0	0	0	1	0	1	1	1	5
RED LINE	3	0	0	0	0	3	0	0	0	0	1	0	1	1	1	5
MISD / WARRANT	2	0	1	0	0	3	0	0	0	0	0	0	0	0	0	3
RED LINE	2	0	0	0	0	2	0	0	0	0	0	0	0	0	0	2
UNION STATION	0	0	1	0	0	1	0	0	0	0	0	0	0	0	0	1
INFRACTION	1	0	0	0	0	1	0	0	0	0	0	0	0	0	0	1
RED LINE	1	0	0	0	0	1	0	0	0	0	0	0	0	0	0	1
TOTAL	43	19	17	3	1	83	11	4	2	17	2	1	3	1	1	104

Los Angeles Police Department Transit Services Division

Arrest Demographic

12/01/2022 - 12/31/2022

ARREST DESCRIPTION / TYPE OF ARREST	MALE						FEMALE				TRANS - FEMALE			TRANS - MALE		TOTAL
	BLK	HISP	WHI	MID. EAST	ASIAN	TOTAL	BLK	HISP	WHI	TOTAL	BLK	HISP	TOTAL	BLK	TOTAL	
MISDEMEANOR	24	11	12	2	0	49	8	4	2	14	0	1	1	0	0	64
BATTERY	10	2	1	1	0	14	4	2	0	6	0	0	0	0	0	20
TRESPASS	6	3	4	0	0	13	1	2	2	5	0	1	1	0	0	19
WARRANT	2	1	3	0	0	6	0	0	0	0	0	0	0	0	0	6
NARCOTICS	2	2	2	0	0	6	0	0	0	0	0	0	0	0	0	6
VANDALISM	2	1	0	1	0	4	0	0	0	0	0	0	0	0	0	4
BATT ON PO	0	1	0	0	0	1	2	0	0	2	0	0	0	0	0	3
SEX BATT/ INDECENT EXPOSURE	1	1	0	0	0	2	0	0	0	0	0	0	0	0	0	2
DISORDERLY CONDUCT	1	0	0	0	0	1	0	0	0	0	0	0	0	0	0	1
PETTY THEFT	0	0	0	0	0	0	1	0	0	1	0	0	0	0	0	1
FALSE INFO TO PO	0	0	1	0	0	1	0	0	0	0	0	0	0	0	0	1
BATON POSSESSION	0	0	1	0	0	1	0	0	0	0	0	0	0	0	0	1
FELONY	13	8	4	1	1	27	3	0	0	3	1	0	1	0	0	31
ADW	2	3	0	0	0	5	2	0	0	2	0	0	0	0	0	7
WARRANT	2	1	1	1	0	5	1	0	0	1	0	0	0	0	0	6
ROBBERY	4	0	1	0	0	5	0	0	0	0	0	0	0	0	0	5
VANDALISM	1	2	0	0	0	3	0	0	0	0	0	0	0	0	0	3
PAROLE / PROB HOLD	2	1	0	0	0	3	0	0	0	0	0	0	0	0	0	3
WEAPONS POSSESSION	0	1	1	0	0	2	0	0	0	0	0	0	0	0	0	2
NARCOTICS	1	0	1	0	0	2	0	0	0	0	0	0	0	0	0	2
WEAPONS	1	0	0	0	0	1	0	0	0	0	0	0	0	0	0	1
GUN POSSESSION	0	0	0	0	1	1	0	0	0	0	0	0	0	0	0	1
FELONY EVADE	0	0	0	0	0	0	0	0	0	0	1	0	1	0	0	1
FELONY / WARRANT	3	0	0	0	0	3	0	0	0	0	1	0	1	1	1	5
PAROLE / PROB HOLD	3	0	0	0	0	3	0	0	0	0	1	0	1	1	1	5
MISD / WARRANT	2	0	1	0	0	3	0	0	0	0	0	0	0	0	0	3
RECKLESS DRIVING	0	0	1	0	0	1	0	0	0	0	0	0	0	0	0	1
WARRANT	1	0	0	0	0	1	0	0	0	0	0	0	0	0	0	1
STUN GUN POSSESSION	1	0	0	0	0	1	0	0	0	0	0	0	0	0	0	1
INFRACTION	1	0	0	0	0	1	0	0	0	0	0	0	0	0	0	1
LOITERING	1	0	0	0	0	1	0	0	0	0	0	0	0	0	0	1
TOTAL	43	19	17	3	1	83	11	4	2	17	2	1	3	1	1	104

Los Angeles Sheriff's Department - Transit Services Bureau

Arrestee Information for the Month of December 2022

12/01/2022 - 12/31/2022

Premise	Female				Total Female	Male				Total Male	Total Arrests
	Black	Hispanic	Other	White		Black	Hispanic	Other	White		
A-Line - Del Amo	0	0	0	1	1	1	3	0	0	4	5
A-Line - Artesia	1	1	0	0	2	1	5	0	0	6	8
A-Line - Compton	0	0	0	0	0	0	1	1	0	2	2
A-Line - Willowbrook	1	0	0	0	1	3	3	0	0	6	7
A-Line - Firestone	0	0	0	0	0	1	1	0	0	2	2
A-Line - Florence	0	1	0	0	1	0	2	0	0	2	3
A-Line - Slauson	0	1	0	0	1	0	3	0	0	3	4
C-Line - Redondo Beach	0	0	0	0	0	1	0	0	0	1	1
C-Line - Douglas	0	0	0	0	0	0	0	0	0	0	0
C-Line - El Segundo	0	0	0	0	0	0	0	0	0	0	0
C-Line - Mariposa	0	0	0	0	0	0	0	0	0	0	0
C-Line - Hawthorne	0	1	0	0	1	0	2	0	0	2	3
C-Line - Crenshaw	0	0	0	0	0	1	0	0	1	2	2
C-Line - Vermont	0	0	0	0	0	0	0	0	0	0	0
C-Line - Willowbrook	0	0	0	0	0	3	0	0	0	3	3
C-Line - Long Beach	0	0	0	0	0	0	0	0	0	0	0
C-Line - Lakewood	0	0	0	0	0	0	0	0	0	0	0
C-Line - Norwalk	1	0	0	0	1	0	3	0	1	4	5
E-Line - Culver City	0	0	0	0	0	0	0	0	0	0	0
E-Line - 26th/Bergamot	0	0	0	0	0	0	0	0	0	0	0
E-Line - 17th/SMC	0	0	0	0	0	0	0	0	0	0	0
E-Line - Downtown Santa Monica	0	1	0	0	1	0	1	0	0	1	2
K-Line - Western/Veterans	0	0	0	0	0	0	0	0	0	0	0
K-Line - Downtown Inglewood	0	0	0	0	0	0	0	0	0	0	0
K-Line - Fairview Heights	0	0	0	0	0	1	0	0	0	1	1
L-Line - Atlantic	0	1	0	0	1	0	0	0	0	0	1
L-Line - East LA Civic Center	0	0	0	0	0	0	0	0	0	0	0
L-Line - Maravilla	0	0	0	0	0	0	0	0	0	0	0
L-Line - Indiana	0	0	0	0	0	0	0	0	0	0	0
L-Line - South Pasadena	0	0	0	0	0	0	0	0	0	0	0
L-Line - Fillmore	0	0	0	0	0	0	0	0	0	0	0
L-Line - Del Mar	0	0	0	0	0	0	0	0	0	0	0
L-Line - Memorial Park	0	0	0	0	0	0	0	0	0	0	0
L-Line - Lake	0	0	0	1	1	2	5	0	2	9	10
L-Line - Allen	0	0	0	0	0	1	0	0	0	1	1

Los Angeles Sheriff's Department - Transit Services Bureau

Arrestee Information for the Month of December 2022

12/01/2022 - 12/31/2022

Premise	Female				Total Female	Male				Total Male	Total Arrest
	Black	Hispanic	Other	White		Black	Hispanic	Other	White		
L-Line - Sierra Madre Villa	0	0	0	0	0	1	0	0	3	4	4
L-Line - Arcadia	0	0	0	1	1	0	1	0	0	1	2
L-Line - Monrovia	0	0	0	0	0	0	0	0	0	0	0
L-Line - Duarte	0	0	0	0	0	1	1	0	0	2	2
L-Line - Irwindale	0	0	0	0	0	0	0	0	0	0	0
L-Line - Azusa Downtown	0	0	0	0	0	2	2	0	0	4	4
L-Line - APU/Citrus College	1	0	0	0	1	0	0	0	0	0	1
J-Line - Carson	0	0	0	0	0	0	0	0	0	0	0
J-Line - El Monte	0	0	0	0	0	0	0	0	0	0	0
Bus	8	6	1	4	19	22	49	2	16	89	108
Total	12	12	1	7	32	41	82	3	23	149	181

Long Beach Police Department - Metro Transportation Detail

Suspect Demographic Stats - December 2022

1/17/23

Crimes Against Persons	Suspect	Gender	Ethnicity	Age	Station	Unhoused
Battery	3	M	B	27-30	Anaheim Street Stn	Unk
Inflict Corp Inj; Spouse /Cohabitant	1	M	B	21	Willow Street Stn	No
Robbery; Person	1	M	H	20-25	Pacific Coast Highway Stn	Unk
Violate Order; Prevent Domestic Violence	1	M	B	43	Pacific Coast Highway Stn	No
Robbery: First Degree: CAB/Etc/Inhabited Dwelling	8-10	M	B or H	Juve	Downtown Long Beach Stn	Unk
& Robbery	8-10	M	B or H	Juve	Downtown Long Beach Stn	Unk
Battery on Person with Serious Injury	1	M	B	Unk	Willow Street Stn	Unk
Battery	10-15	M & F	B	13-15	1st Street Stn	Unk
Assault; Not Firearm	1	M	B	Unk	Willow Street Stn	Unk
Assault; Not Firearm	1	M	B	37	5th Street Stn	
Assault; Not Firearm	1	M	B	Unk	Pacific Coast Highway Stn	Yes
Grand Theft; Person	1	M	B	14-17	Pacific Coast Highway Stn	Unk

Crimes Against Property	Suspect	Gender	Ethnicity	Age	Station	Unhoused
Vandalism, Deface Graffiti / Inscribed Mat'l	1	Unk	Unk	Unk	Utility Substation	Unk
Petty Theft	1	Unk	Unk	Unk	Willow Parking Structure	Unk

Crimes Against Society	Suspect	Gender	Ethnicity	Age	Station	Unhoused
N/A						

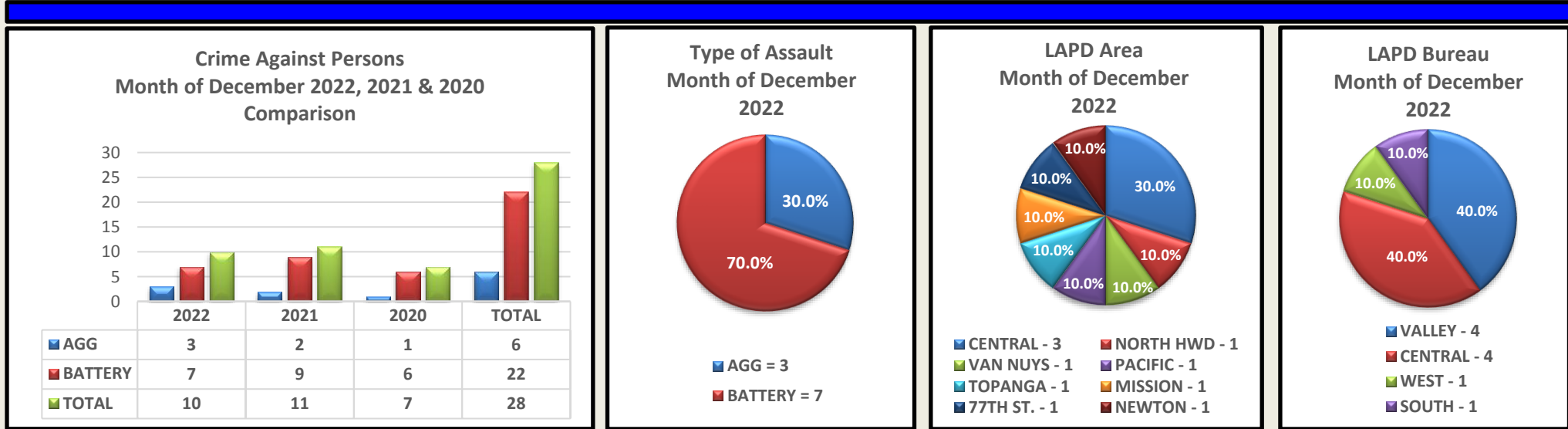


System Security & Law Enforcement Los Angeles Police Department - Transit Services Division Monthly Bus / Rail Operator Assault Recap Report

ATTACHMENT G



DECEMBER 2022



DATE & TIME	BUS / RAIL# LOCATION	NARRATIVE	SUSP INFO	TRANSIENT AND / OR MENTALLY DISABLED	BARRIER UTILIZED
12/02/22 @ 1945 HRS	Orange Line Canoga Station Bus Line # 601 Bus # 4195	<p>AGG ASSAULT / BRANDISHING Victim exited bus and proceeded to lock the bus door for a restroom brake. Victim heard someone screaming and turned around. Victim observed suspect approach him holding a knife and stated, "I'm going to kill you." Suspect continued to approach victim and pointed the knife directly at victim within 1 foot of victim. Victim pushed suspect, fled towards an MTA bungalow and called PD for assistance. Victim also observed suspect break the glass on the front bus door entrance. Officers arrived and commanded suspect to show his hands. Suspect refused and stated, "shoot me." Additional units arrived at the scene and suspect was taken into custody.</p> <p>INJURIES: No physical injuries but victim was "Too Nervous to Continue." ARREST</p>	M/H 32 YOA	Yes Yes	N/A
12/04/22 @ 0515 HRS	Bus Line # 40 Bus # 5927 LAX Transit Stop 6111 W. 96 th St.	<p>BATTERY Victim advised suspect it was the final stop and he had to exit bus. Suspect became upset and an argument ensued. Victim exited bus and walked towards the restroom. Suspect approached victim and produced a knife (approximately 8 inches) from his jacket and stated, "I'm going to beat your ass." Fearful and in defense of himself, victim pulled out a knife and stated to suspect, "I'm not going to let you kill me." Suspect then retrieved away from victim.</p> <p>INJURIES: None reported. NO ARREST (Victim advised PD he did not want suspect arrested)</p>	M/B 62 YOA	Unkn Unkn	No

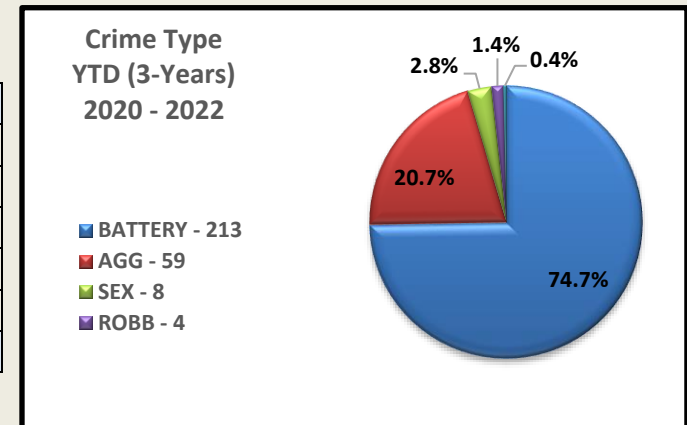
DATE & TIME	BUS / RAIL# LOCATION	NARRATIVE	SUSP INFO	TRANSIENT AND / OR MENTALLY DISABLED	BARRIER UTILIZED
12/04/22 @ 1225 HRS	Bus Line # 18 Bus # 1874 3 RD St & Hill St.	BATTERY Suspect demanded victim to stop bus and allow her to exit at a non – bus stop location. Victim advised she could only stop at a designated bus stop. Suspect began kicking the bus door and also hitting the plastic barrier. Suspect continued her berate and yelled, “B...., pull over, pull over b....” Suspect then reached over the plastic barrier and threw a bag at victim followed by suspect punching victim. Victim raised her right arm to shield her face. Victim pulled over and allowed suspect to exit. INJURIES: Victim refused RA transport but was “Too Nervous to Continue.” NO ARREST	F/B 24 YOA	Yes Yes	Yes
12/12/22 @ 1425 HRS	Bus Line # 40 Bus # 5665 Adams Bl & Broadway	AGG ASSAULT Suspect entered bus and yelled she was not going to pay fare. Suspect continued to attempt to engage victim in an argument and wanted to fight victim. Victim advised suspect she did not have to pay. Suspect continued her verbal assault and stated she would call her friends and “shoot people on the bus!” Fearful, victim pulled over and parked. Suspect 1 exited bus and walked over to another bus line 33. Victim advised suspect she could not ride the bus and to get off the bus. Suspect turned towards victim and began to assault victim. Suspect punched and scratched victim’s face with her fingernails. Suspect then pulled victim’s hair, causing victim to fall to the ground. As victim laid on the floor, suspect 2 (previously sat with suspect 1 on the bus) kicked victim multiple times in the ribs and back area. Victim attempted to stand up, suspect 1 struck victim’s head w/a closed umbrella causing victim’s sunglasses to break. Both suspects fled westbound on Adams towards Hill Street. INJURIES: Victim had visible injuries to her face. Victim had a large contusion to the back of her head and ribs. Victim refused RA transport. NO ARREST	Suspect I F/B 25 YOA & Suspect II M/B 25 YOA	Yes Unkn	No
12/21/22 @ 1005 HRS	Bus Line # 115 Bus # 2044 Manchester & Normandie	BATTERY Suspect entered bus talking to himself and continued to act erratic. Victim believed suspect was possibly under the influence on unknown narcotic. Suspect began to yell at victim stating, “hurry up!” Victim asked suspect to exit bus. Suspect proceeded to exit the front bus door. Suspect then turned around and spat on victim. INJURIES: Spit contact with victim’s face and eye. NO ARREST	M/B 30 YOA	Unkn Yes	Unkn
12/23/22 @ 0040 HRS	BLUE LINE 7 th & Metro Center Station	HATE CRIME / BATTERY MTA Security and LAPD conducted a routine sweep. Initially, suspect was asleep when awoken, suspect refused to exit train. Eventually, suspected exited train and dropped to the floor on her own. Victim now outside train closed the train door. Suspect turned around and spat on victim striking victim’s hand and pants leg. Suspect then yelled, “F.... “N” at victim. INJURIES: Spit contact to victim’s face. ARREST	F/W 33 YOA	Yes Yes	N/A

DATE & TIME	BUS / RAIL# LOCATION	NARRATIVE	SUSP INFO	TRANSIENT AND / OR MENTALLY DISABLED	BARRIER UTILIZED
12/28/22 @ 1827 HRS	Bus Line # 70 Bus # 4034 6 th & Grand	BATTERY (MUTUAL COMBAT) Suspect entered bus, paid his fare and began to yell incoherently. Victim asked suspect to lower his voice or exit bus. Suspect continued to yell. Victim exited bus and stood on the sidewalk as he called a supervisor. Suspect followed victim and began to record victim with his cell. Suspect continued to yell incoherently, approached victim and punched victim's chin with a closed fist. In defense, victim slapped suspect. Victim entered bus and attempted to drive away from the location. Suspect prevented victim by standing on the steps on the bus and refusing the leave. Upon PD arrival, suspect demanded a PPA arrest. Victim requested a PPA. Both parties were arrested. INJURIES: None reports ARREST	M/H 45 YOA	Unkn Yes	N/A
12/29/22 @ 1525 HRS	Bus Line # 165 Bus # 5400 Vanowen & Van Nuys Blvd	BATTERY Suspect entered bus with his pants down revealing his underwear and with no intent to pay fare. Victim told suspect, "pick up your pants, don't be disrespectful." Suspect replied, "You don't know what kind of day I have had, I'm 48 years old, I'm grown." Suspect and victim engaged in a verbal argument. Suspect clenched his hand into a fist and struck victim's upper face. In self-defense, victim grabbed victim by his necklace causing it to rip off. Victim then struck suspect 3X with his fist. Suspect exited bus and fled location. INJURIES: Laceration to the left eyebrow, redness to the eyes and scratches and dried blood on the nose. NO ARREST	M/B 48 YOA	Unkn Unkn	No
12/30/22 @ 0130 HRS	Bus Line # 224 Bus # 1311 Olive View Medical Ctr	BATTERY Suspect was advised, end of the line and to exit bus. Suspect exited bus and stood on the sidewalk. Victim exited to take a break when suspect approached victim and mumbled slurred words under his breath. Suspect then struck victim's torso area with both of his fists outstretched. Victim quickly entered the bus and called PD for assistance. Suspect fled location. INJURIES: Victim requested to be seen by company doctor. NFI. NO ARREST:	M/H 50 YOA	Unkn Yes	N/A
12/31/22 @ 1901 HRS	Bus Line # 152 Bus # 1763 Killion & Lankershim Bl	BATTERY Suspect entered bus and asked for a courtesy ride. Victim allowed suspect to enter. Suspect immediately began to argue with another bus patron (Victim 1) escalating into suspect hitting Victim 1's face. Bus Operator (Victim 2) stopped the bus and allowed everyone to exit. Victim 2 confronted suspect and told suspect to stop harassing Victim 1. Suspect raised his hand and struck Victim 2's nose, causing visible injuries. INJURIES: Victim suffered pain on his nose. Victim was provided an ice pack and provided after care instructions. ARREST	M/H 42 YOA	Yes Unkn	N/A

YTD 3 - Year ending December 31, 2022, Type of Assault & Crime Type Statistical Analysis

TYPE OF ASSAULT	2022	2021	DIFF	% CHG	2021	2020	DIFF	% CHG	TOTAL	% OF TOTAL
PUNCH / HIT / KICK / PUSH	58	45	13	28.9%	45	39	6	15.4%	142	49.8%
SPITTING	30	20	10	50.0%	20	21	-1	-4.8%	71	24.9%
THREW OBJ / FOOD / LIQUID	13	9	4	44.4%	9	7	2	28.6%	29	10.2%
BRANDISH / GUN / KNIFE / WEAPON	9	10	-1	-10.0%	10	5	5	100.0%	24	8.4%
SEX	4	2	2	100.0%	2	2	0	0.0%	8	2.8%
PEPPER SPRAY / UNKN SPRAY	1	2	-1	-50.0%	2	1	1	100.0%	4	1.4%
FIRE FLAMES	2	0	2	N/C	0	0	0	N/C	2	0.7%
URINE / FECES / VOMIT	2	0	2	N/C	0	0	0	N/C	2	0.7%
SHOTS FIRED / BULLETS / PELLETS / PAINT BALL / OTH	1	1	0	0.0%	1	0	1	N/C	2	0.7%
KIDNAP	0	1	-1	-100.0%	1	0	1	N/C	1	0.4%
TOTAL	120	90	30	33.3%	90	75	15	20.0%	285	100.0%

CRIME TYPE	2022	2021	DIFF	% CHG	2021	2020	DIFF	% CHG	TOTAL
BATTERY	94	62	32	51.6%	62	57	5	8.8%	213
AGG	19	25	-6	-24.0%	25	15	10	66.7%	59
SEX	4	2	2	100.0%	2	2	0	0.0%	8
ROBB	3	0	3	N/C	0	1	-1	-100.0%	4
KID	0	1	-1	-100.0%	1	0	1	N/C	1
TOTAL	120	90	30	33.3%	90	75	15	20.0%	285

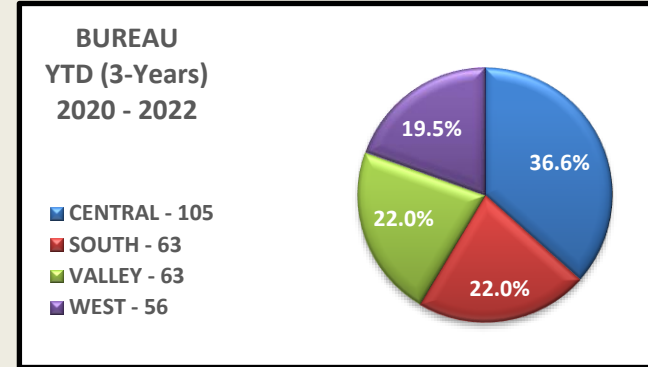


YTD 3-Years ending December 31, 2022, Area Statistical Analysis

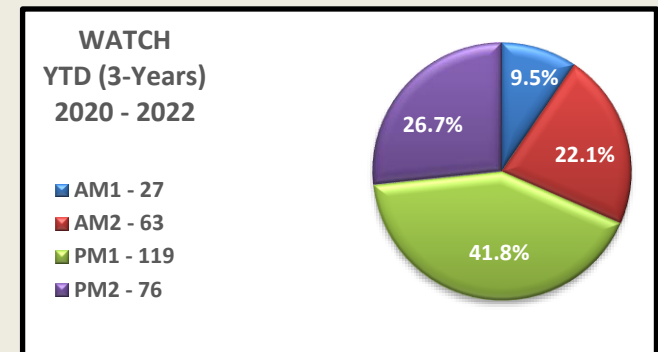
LAPD AREA	2022	2021	DIFF	% CHG	2021	2020	DIFF	% CHG	TOTAL	% OF TOTAL
CENTRAL	20	19	1	5.3%	19	11	8	72.7%	50	17.5%
OLYMPIC	12	2	10	500.0%	2	12	-10	-83.3%	26	9.1%
SOUTHWEST	8	8	0	0.0%	8	8	0	0.0%	24	8.4%
77TH STREET	10	5	5	100.0%	5	7	-2	-28.6%	22	7.7%
NEWTON	13	3	10	333.3%	3	3	0	0.0%	19	6.7%
NORTHEAST	8	4	4	100.0%	4	4	0	0.0%	16	5.6%
NORTH HWD	4	6	-2	-33.3%	6	3	3	100.0%	13	4.6%
VAN NUYS	4	5	-1	-20.0%	5	3	2	66.7%	12	4.2%
HOLLYWOOD	5	4	1	25.0%	4	2	2	100.0%	11	3.9%
SOUTHEAST	2	3	-1	-33.3%	3	5	-2	-40.0%	10	3.5%
RAMPART	4	5	-1	-20.0%	5	1	4	400.0%	10	3.5%
DEVONSHIRE	3	3	0	0.0%	3	3	0	0.0%	9	3.2%
WEST VALLEY	6	2	4	200.0%	2	1	1	100.0%	9	3.2%
HOLLENBECK	3	4	-1	-25.0%	4	2	2	100.0%	9	3.2%
MISSION	5	0	5	N/C	0	3	-3	-100.0%	8	2.8%
WILSHIRE	3	5	-2	-40.0%	5	0	5	N/C	8	2.8%
HARBOR	1	2	-1	-50.0%	2	4	-2	-50.0%	7	2.5%
TOPANGA	2	5	-3	-60.0%	5	0	5	N/C	7	2.5%
WEST LA	3	2	1	50.0%	2	1	1	100.0%	6	2.1%
FOOTHILL	2	1	1	100.0%	2	2	0	0.0%	5	1.8%
PACIFIC	2	2	0	0.0%	2	0	2	N/C	4	1.4%
TOTAL	120	90	30	33.3%	90	75	15	20.0%	285	100.0%

3 Year YTD ending s November 30, 2022, Bureau, Watch and Day of Week Statistical Analysis

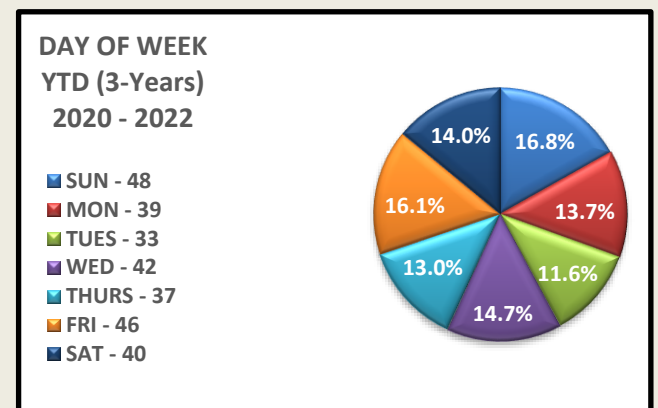
BUREAU	2022	2021	DIFF	% CHG	2021	2020	DIFF	% CHG	TOTAL
CENTRAL	48	35	13	37.1%	35	21	14	66.7%	104
SOUTH	21	18	3	16.7%	18	24	-6	-25.0%	63
VALLEY	26	22	4	18.2%	22	15	7	46.7%	63
WEST	25	15	10	66.7%	15	15	0	0.0%	55
TOTAL	120	90	30	33.3%	90	75	15	20.0%	285



WATCH	2022	2021	DIFF	% CHG	2021	2020	DIFF	% CHG	TOTAL
AM1	11	11	0	0.0%	11	5	6	120.0%	27
AM2	24	28	-4	-14.3%	28	11	17	154.5%	63
PM1	54	30	24	80.0%	30	35	-5	-14.3%	119
PM2	31	21	10	47.6%	21	24	-3	-12.5%	76
TOTAL	120	90	30	33.3%	90	75	15	20.0%	285



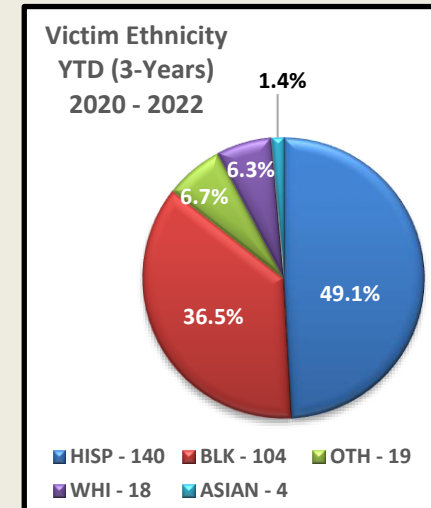
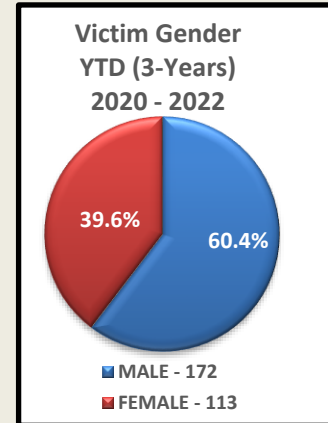
DAY OF WEEK	2022	2021	DIFF	% CHG	2021	2020	DIFF	% CHG	TOTAL
SUN	19	17	2	11.8%	17	12	5	41.7%	48
MON	15	15	0	0.0%	15	9	6	66.7%	39
TUES	13	12	1	8.3%	12	8	4	50.0%	33
WED	14	12	2	16.7%	12	16	-4	-25.0%	42
THURS	16	11	5	45.5%	11	10	1	10.0%	37
FRI	21	13	8	61.5%	13	12	1	8.3%	46
SAT	22	10	12	120.0%	10	8	2	25.0%	40
TOTAL	120	90	30	33.3%	90	75	15	20.0%	285



3 Year YTD, ending November 30, 2022 Victim & Suspect (Gender & Ethnicity) Demographics - Statistical Analysis

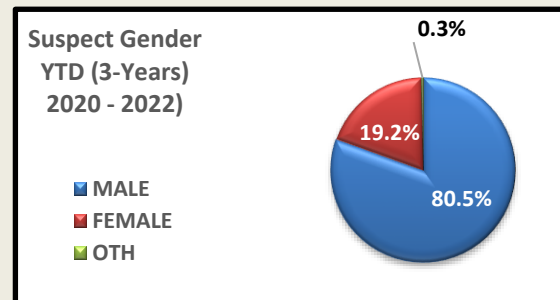
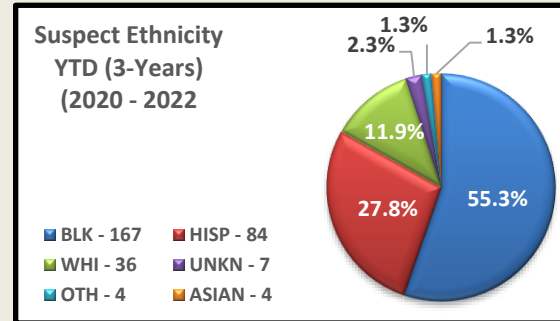
VICTIM DEMOGRAPHICS

YEAR	MALE					FEMALE					TOTAL
	BLK	OTH	WHI	ASIAN	TOTAL	BLK	HISP	WHI	OTH	TOTAL	
2022	19	7	4	3	74	28	17	1	0	46	120
2021	11	8	4	0	53	19	17	1	0	37	90
2020	10	3	6	1	45	17	10	2	1	30	75
TOTAL	40	18	14	4	172	63	44	4	1	113	285
% of (3-Year) TOTAL	14.0%	6.3%	4.9%	1.4%	60.4%	22.1%	15.4%	1.4%	0.4%	39.6%	100.0%



SUSPECT DEMOGRAPHICS

YEARS	MALE							FEMALE						X	TOTAL
	BLK	HISP	WHI	UNKN	ASIAN	OTH	TOTAL	BLK	HISP	WHI	OTH	UNKN	TOTAL		
2022	55	29	12	3	2	0	101	17	2	2	1	1	23	1	125
2021	36	26	12	1	1	1	77	13	2	2	0	0	17	0	94
2020	33	21	7	1	1	2	65	13	4	1	0	0	18	0	83
TOTAL	124	76	31	5	4	3	243	43	8	5	1	1	58	1	302
% of (3 - Year) TOTAL	41.1%	25.2%	10.3%	1.7%	1.3%	1.0%	80.5%	14.2%	2.6%	1.7%	0.3%	0.3%	19.2%	0.3%	100.0%





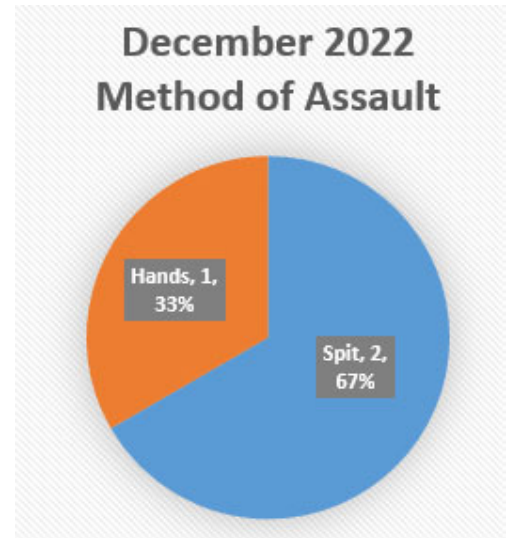
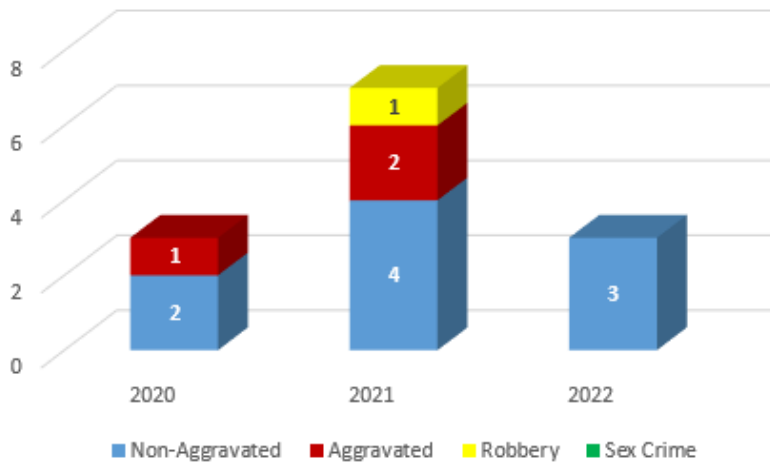
Monthly Bus/Rail Operator Assault Report



December 2022

December Bus/Rail Operator Assaults

December 2020 - 2022 Assaults



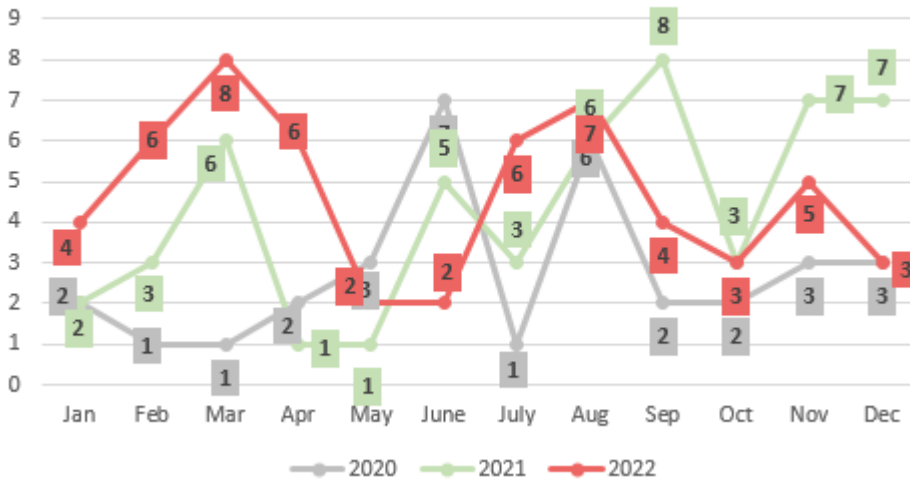
In December, there were three non-aggravated assaults with 1 arrest.

Date	Time	Line	Bus #	Narrative	Barrier
12/6/2022	21:16	108	5768	Maywood 12/6 2116hrs Sus FH spit on bus op over fare	Yes
12/9/2022	20:40	217	1640	West Hollywood 12/9 2040hrs Sus MB/38yrs arrested for spitting on bus op. Sus drunk/disorderly	Yes
12/29/2022	20:00	53	1717	Compton 12/29 1945hrs Sus punched bus op when bus op told sus bus was out of service	Yes

*B (NU): Barrier installed, not used; N/A (o): Not applicable, assault occurred outside of barrier

Year to Date Assaults

Year To Date by Month



YTD Operator Assaults

YTD 2020 - 33

YTD 2021- 52

YTD 2022 - 56

Solve Rate

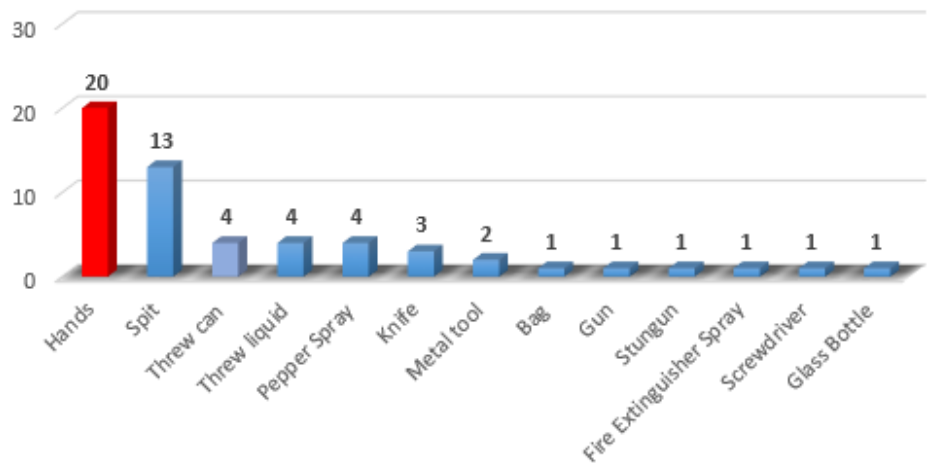
Type	Unsolved	Solved	Total	% Solved
Aggravated Assault	11	11	22	50.0%
Non-Aggravated Assault	18	15	33	45.5%
Robbery			0	#DIV/0!
Sex Crime		1	1	100.0%
Total	29	27	56	48.2%

48% of assaults have been solved. The most frequent method of assault has been using hands.

Top Reasons for Assault

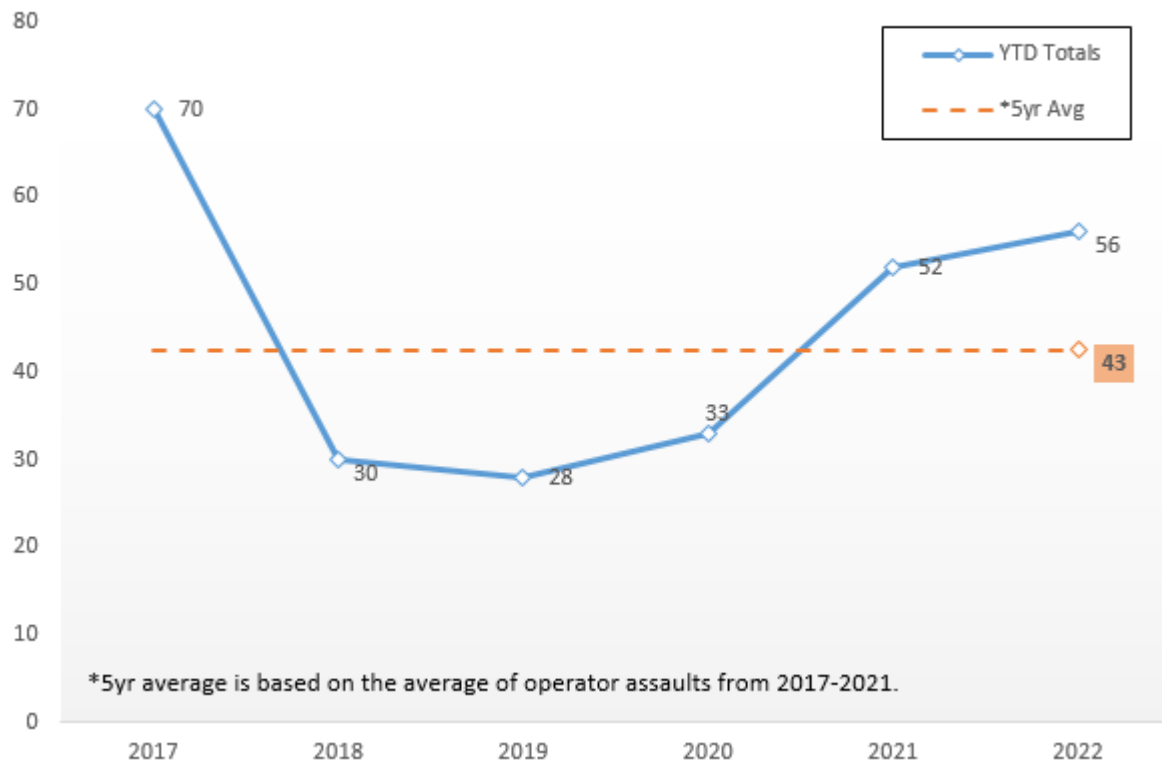
Reason	Count
Other	15
Fare	7
No Reason	7
Disorderly	6
Out of service	4
Mentally ill	3
Mask	2
Policy/drink	2
Sex	1
Missed stop	1
Passenger Pass Up	1
Mutual combat	1
Other/Vehicle accident	1
Mask/Fare	1
Accident	1
Policy/Food	1
Demand Stop	1
Policy/Stroller	1
Grand Total	56

Year to Date: Method of Assault



Year to Date Assaults CONTINUED

Bus/Rail Operator Assaults

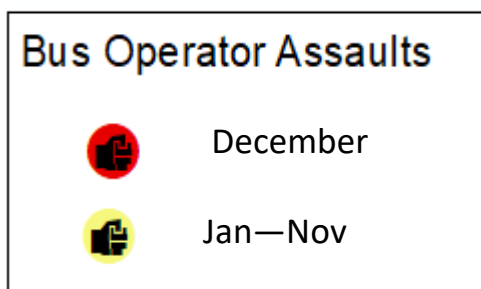
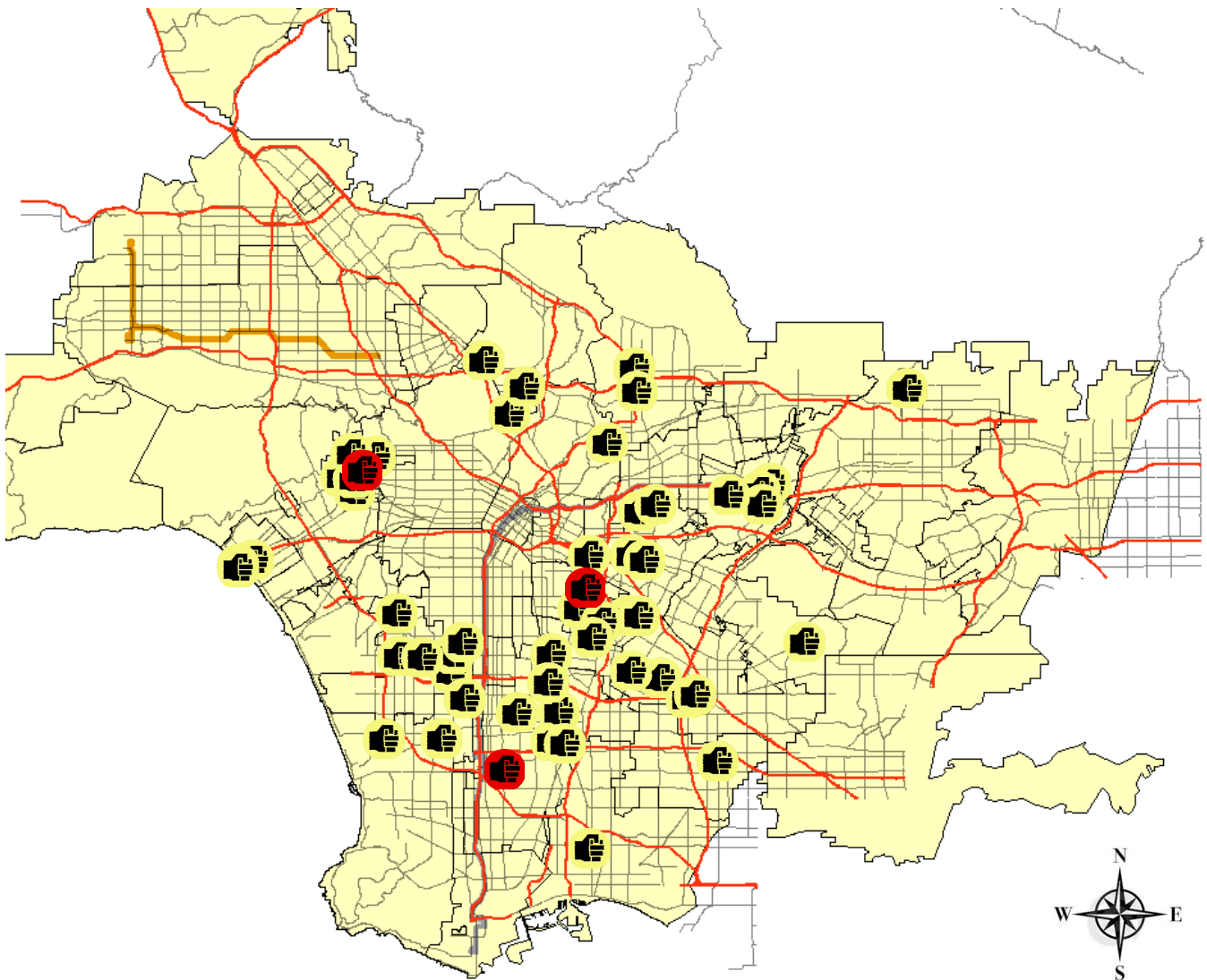


Prior to July 1st 2017, LASD patrolled the entire Metro system.

Barrier/No Barrier	Count
Not reported	0
No Barrier/Monitor	0
Operator assaulted outside barrier	13
Barrier (Not Used)	0
Barrier Used	43
Grand Total	56

Of the 56 incidents reported this year, 13 occurred outside the barrier. In 43 incidents, the barrier was used.

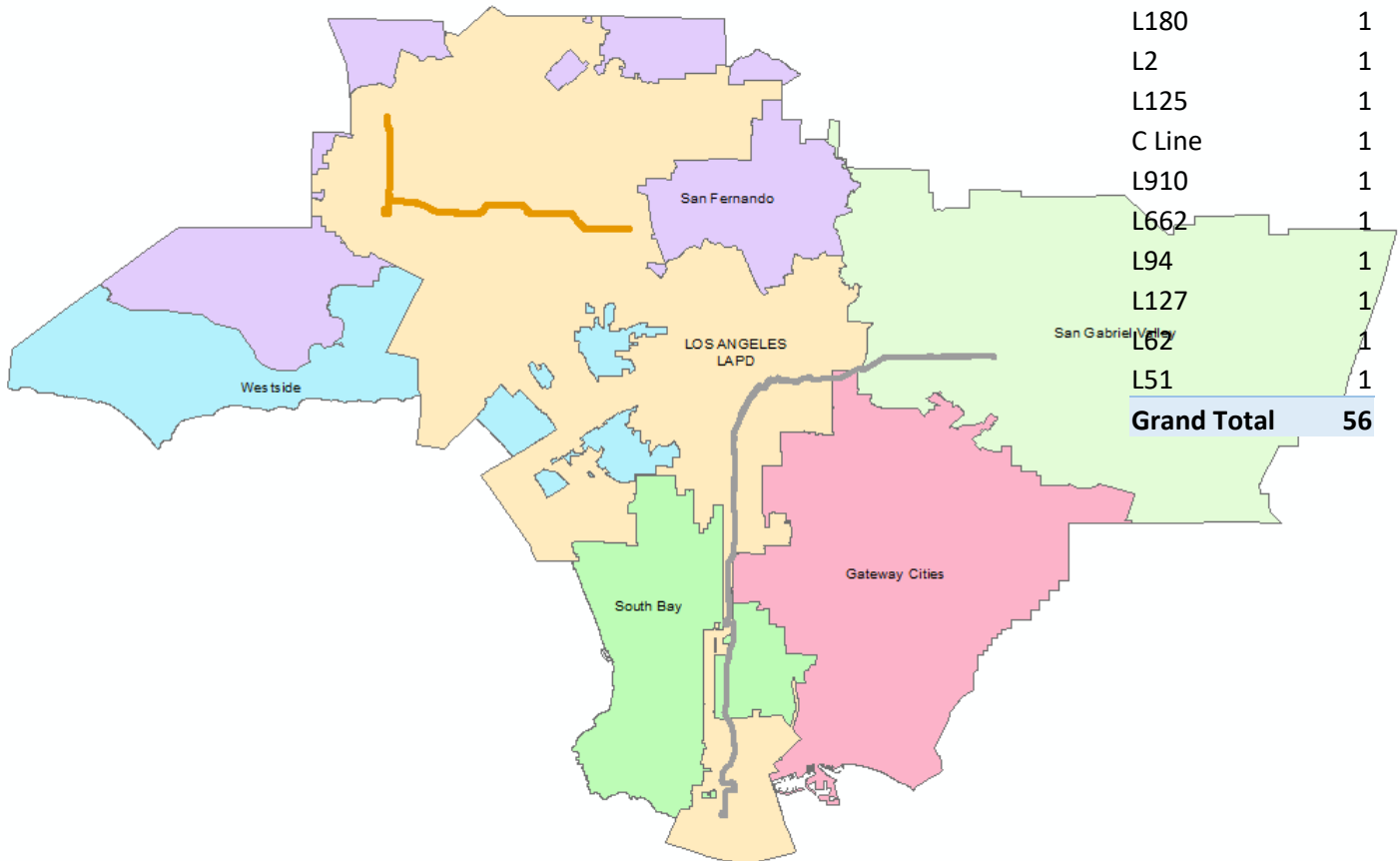
Map of 2022 Bus/Rail Operator Assaults



Bus Sector and Line Statistics - YTD

Sector	Count
South Bus Gateway	17
South Bus Southbay	15
North Bus Westside	7
North Bus San Gabriel	6
North Bus San Fernando	3
North Bus El Monte Terminal	3
North Rail Expo	2
South Rail Green	1
North Bus Silver	1
North Rail Gold	1
Grand Total	56

Line	Count
L18	3
L260	3
L207	3
L108	3
L70	3
L111	3
L4	3
L258	2
L53	2
L287	2
L204	2
L117	2
L210	2
E Line	2
L217	2
L60	2
L105	1
L Line	1
L256	1
L120	1
FH Transit	1
L74	1
L266	1
L180	1
L2	1
L125	1
C Line	1
L910	1
L662	1
L94	1
L127	1
L62	1
L51	1
Grand Total	56





System Security & Law Enforcement

Attachment H

Sexual Crime / Harassment Calls for Service December 2022

Calls related to sexual harassment are routed through Metro Transit Security Operations Center, which then transfers the caller to a free 24/7 hotline — Peace Over Violence, Center for the Pacific Asian Family Inc., and Sister Family Services — that can provide more directed counseling. Between December 1st and December 31st, Metro Transit Security, LAPD, LASD, and LBPD received eleven (11) incidents and referred ten (10) victims of sexual harassment to the above free hotlines. One (1) victim refused counseling information.

December 2022 Incident Type & Totals					
	LAPD	LASD	LBPD	MTS	SSLE
Sexual Harassment	0	0	0	0	0
Sexual Battery	4	2	0	0	6
Lewd Conduct	2	0	0	0	2
Indecent Exposure	2	0	0	0	2
Rape	0	1	0	0	1
TOTAL	8	3	0	0	11

Counseling Information Provided	
	December 2022
YES	10
NO- If no, why?	1
Gone On Arrival	0
Did Not Have Info	0
Telephonic Report	0
Not Offered	0
Refused	1
Officer Witnessed Incident	0
TOTAL	11

December 2022: Dept. Average Incident Response Time Sex Crime / Harassment			
Measured in Minutes			
Agency	Time Tracking: Incident Rpt. To Call Created	Time Tracking: Call Generated To On Scene	Time Tracking: Incident Rept. To On Scene
LAPD	0	10	10
LASD	1	36	37
LBPD	N/A	N/A	N/A
MTS	N/A	N/A	N/A
DEPT AVERAGE	0	17	18



System Security & Law Enforcement

Attachment H

Metro Partner	Call Type	Incident (Date/ Time)	Location of Occurrence	Disposition	LE/ MTS/ Other on Scene (Date/Time)
LAPD	Sexual Battery	12/4/22 / 0640 hrs.	Red (Universal)	Suspect approached victims and grabbed their buttocks area. (2) Victims	12/4/22 / 0700 hrs.
LAPD	Indecent Exposure	12/5/22 / 0105 hrs.	Bus (1st / Mission)	Victim (Bus Operator) was seated in the bus, suspect exposed his penis and masturbated in victim's presence. Victim delayed reporting until advisement from MTA Supervisor.	12/21/22 @ 0800 hrs.
LAPD	Sexual Battery	12/6/22 / 0800 hrs.	Bus (1st / Soto)	Suspect approached victim and grabbed vagina area over clothing and fled location. LAPD HOBK Patrol Div handled called, delay in response due to radio call log.	12/6/22 / 0920 hrs.,
LAPD	Lewd Conduct	12/6/22 / 1530 hrs.	Expo (Vermont / Expo)	Victim entered the train and suspect looked at victim as suspect masturbated while staring at victim.	12/15/2022 / 1515 hrs.
LAPD	Indecent Exposure	12/8/23 / 2330 hrs.	Bus (Adams / San Pedro)	Victim (Bus Operator), was driving bus when suspect entered bus and harassed victim. Suspect then exposed his penis to the victim, who was offended.	12/9/22 / 0127 hrs.
LAPD	Lewd Conduct	12/17/22 / 0600 hrs.	Red (Universal)	Suspect exposed his penis and masturbated in front of victim. Suspect had additional arrest warrants.	12/17/22 / 0600 hrs.
LAPD	Sexual Battery	12/20/22 / 0915 hrs.	Union Station	Suspect approached victim from behind and grabbed victim's crotch. Victim screamed and suspect fled location.	12/20/22 / 0935 hrs.
LAPD	Sexual Battery	12/28/22 / 0230 - 0315 hrs.	Union Station	Victim believes unknown suspect inserted unknown object into victim's mouth while sleeping. "Undetermined Sexual Assault" Victim refused all medical treatment and SART.	12/28/22 / 0450 hrs.
LASD	Sexual Battery	12/08/22 0058hrs	Compton Station	MB suspect grabbed victim's breast on platform. TSB deputies responded to MLK hospital where victim was at.	12/08/22 0350hrs
LASD	Rape	12/18/22 1600hrs	Willowbrook A-Line	MB suspect raped victim at station. Victim was arrested by LAPD two days later and said she was raped at Metro station.	12/20/2022 2228hrs
LASD	Sexual Battery	12/26/22 1743hrs	Willowbrook A-Line	MB suspect grabbed victim's crotch on platform. Victim called the next day.	12/27/22 1231hrs