



Board Report

File #: 2023-0413, **File Type:** Informational Report

Agenda Number: 31.

OPERATIONS, SAFETY, AND CUSTOMER EXPERIENCE COMMITTEE

JULY 20, 2023

SUBJECT: MONTHLY UPDATE ON PUBLIC SAFETY

ACTION: RECEIVE AND FILE

RECOMMENDATION

RECEIVE AND FILE Public Safety Report.

ISSUE

Metro is committed to providing outstanding trip experiences for all users of the transportation system. In furtherance of Vision 2028 Goal, Metro is implementing a multi-faceted plan to improve safety and the perceptions of safety for both riders and employees. The following summarizes current initiatives aimed at accomplishing this objective and recent public safety trends.

BACKGROUND

At its February 2022 meeting, the Board received and filed a Reimagining Public Safety Framework (Framework) which outlines a human-centered approach to public safety guided by the principle that everyone is entitled to a safe, dignified, and human experience. This Framework reflects Metro's Public Safety Mission and Values statements which were adopted by the Board in December 2021. In March 2023, the Board adopted a revised Code of Conduct and a Bias-Free Policing Policy and Public Safety Analytics Policy.

These actions align with numerous initiatives to improve safety and the perception of safety on the system, including the increased, strategic, and layered deployment of personnel (comprised of customer-centered ambassadors and community intervention specialists, as well as transit security and law enforcement) and the piloting of safety and security interventions to address specific concerns (e.g., drug use and crime) on the system.

DISCUSSION

System Security and Law Enforcement (SSLE) is responsible for overseeing safety initiatives on the Metro system and works in coordination with other departments, including Operations and Customer Experience, to implement strategies to advance this objective. Following is a snapshot of May activities and data, which is the most recent month for which systemwide law enforcement data is

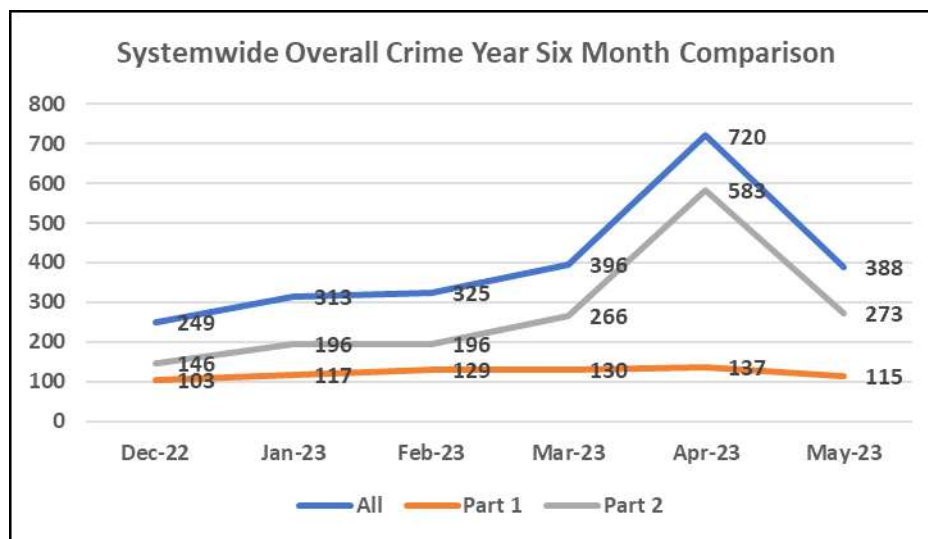
available.

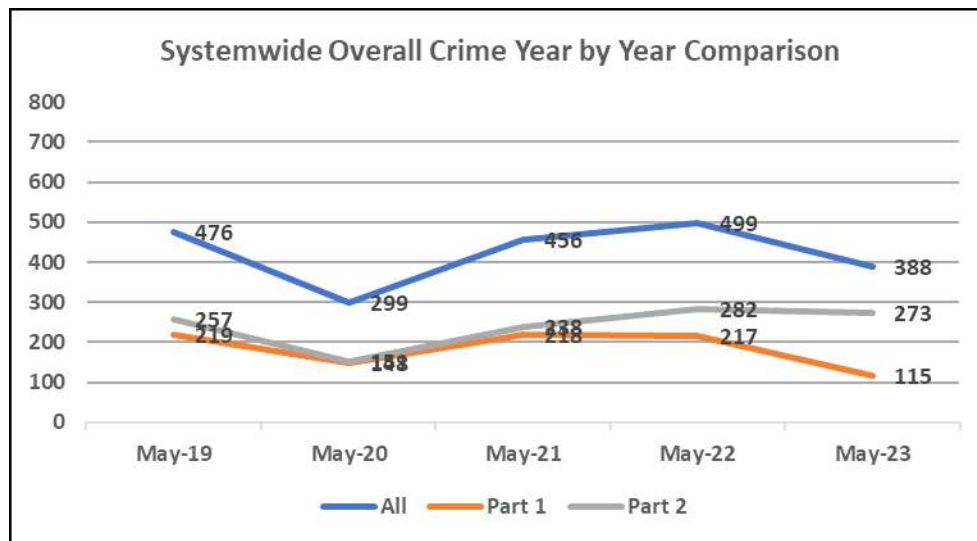
ARREST AND CRIME TRENDS AND STATISTICS

Throughout May, Metro maintained an increased law enforcement presence system wide, consistent with Metro's goal of maintaining increased visibility and promoting rider compliance with Metro's Code of Conduct.

The following highlights were noted:

Overall, across the system, Crimes Against Persons, Property, and Society all showed decreases when compared to April 2023. In comparison with April 2023, overall crime on the system decreased by 46% (388 vs 720) and by 22% (388 vs 499) when compared to May 2022. Even more significant, crime on the system was below pre-pandemic levels in 2019 by 18% (388 vs 476). Crime on rail decreased by 53% (268 vs 572) and by 13% on bus (87 vs 100) when compared to April 2023.





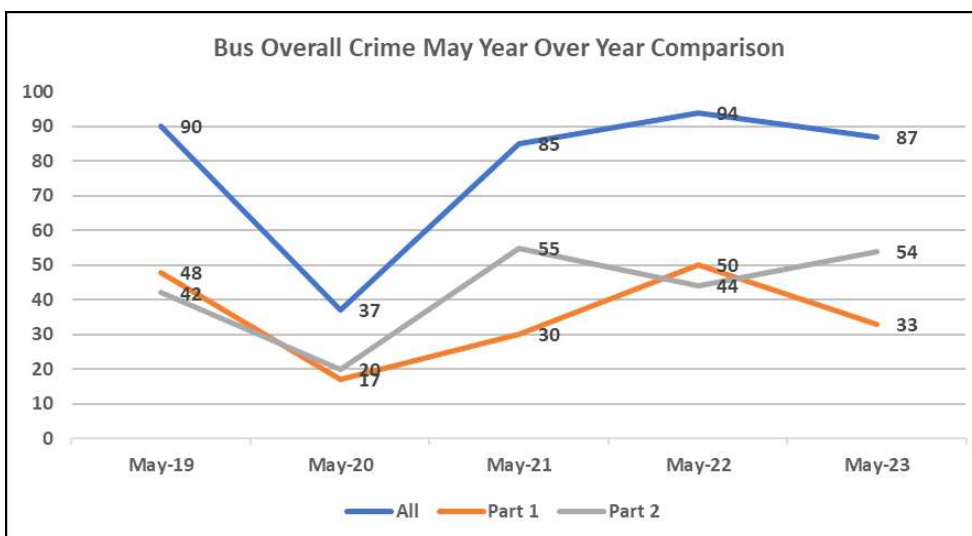
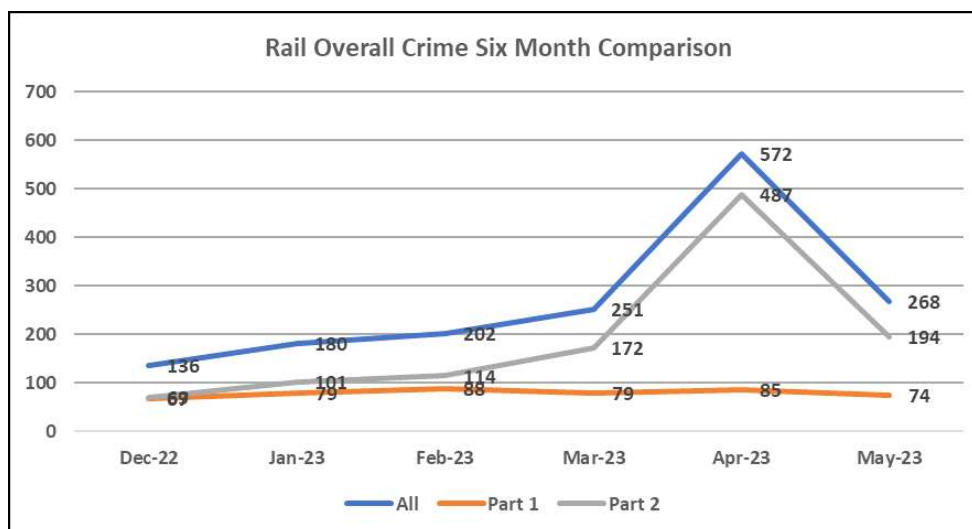
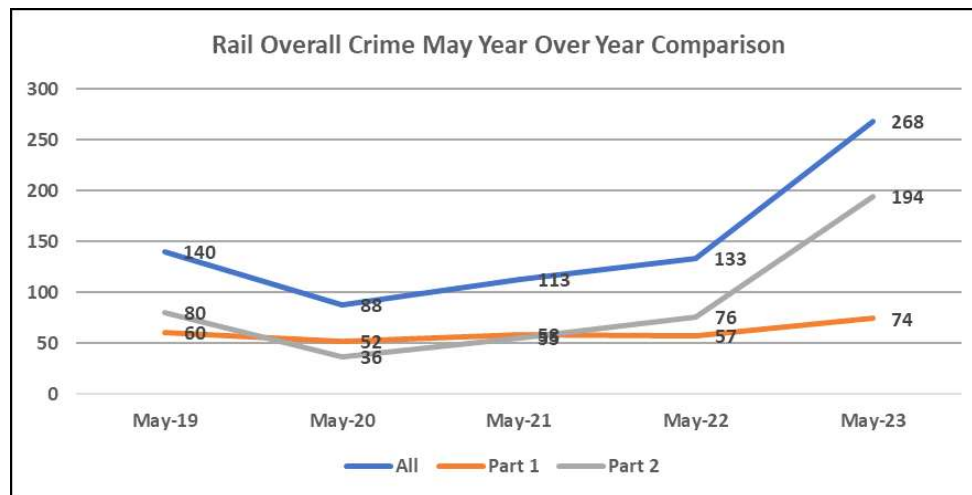
Crimes Against Persons decreased systemwide by 32% when compared to April 2023. The most notable decrease was in aggravated assaults, which fell by 50% systemwide (23 incidents in May) when compared to April and March 2023 (46 and 48 incidents respectively).

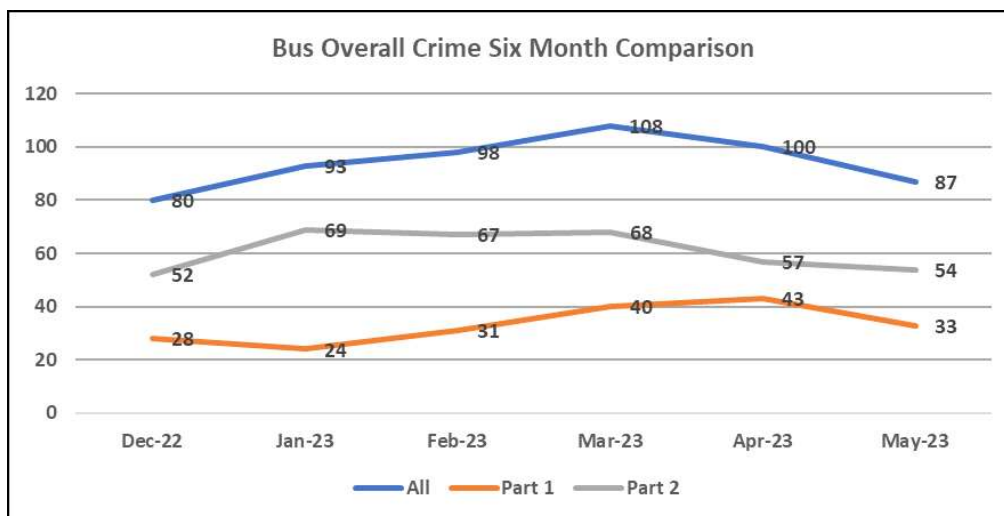
Property crimes dropped 5% (45 vs 47) when compared to April 2023. An analysis of property crimes indicated that cellphone theft remains a prevalent issue systemwide.

The long-term success of the Drug-Free Campaign and Supplemental Deployment efforts were demonstrated by a reduction of narcotics, trespassing, and weapons related arrests systemwide, particularly on the rail system. Systemwide narcotics arrests decreased by 57% (26 vs 61) when compared to April 2023. The 68% decrease in trespassing arrests (123 vs 389) affirmed that Metro's approach has been effective at creating a non-permissive environment for loitering, sheltering, and illicit activity on the system.

There was also a 33% decrease (10 vs 15) in weapons related arrests systemwide between May and April.

The following charts summarize year over year and biannual trends on the rail and bus system.



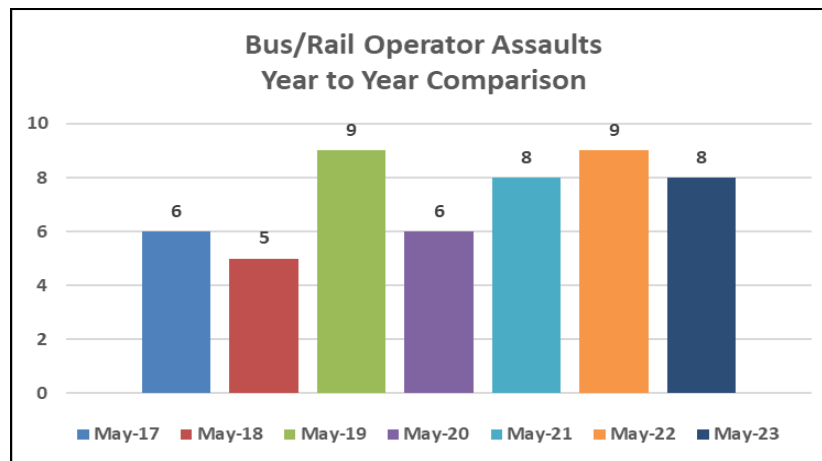
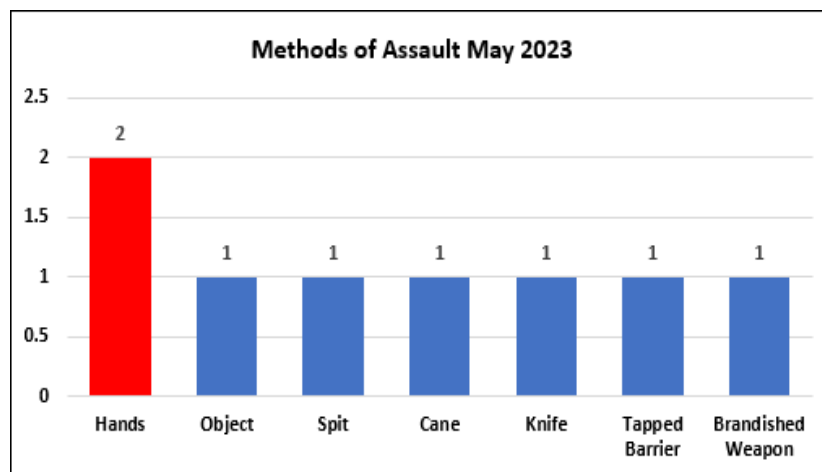


At the April meeting, the Board asked for a report on arrests, citations, and warnings demographics over the past two years. Attachment F provides a summary of the findings and recent trends, inclusive of the raw data.

OPERATOR SAFETY

Metro maintains zero tolerance for any assault on any Metro employee. To improve operator safety, SSLE began the rollout of Transit Security Officer Bus Riding teams that will ride the top 10 bus lines, where the highest number of assault incidents have occurred over the last six months. This effort aims to mitigate operator assaults while Metro continues to onboard the additional 48 TSOs who will serve as dedicated bus riding teams.

The decline in operator assaults continued during the month of May (8 assaults) compared to April (15 assaults) and March (23 assaults). While no number of assaults is tolerated, the rate of assaults in May is consistent with historic averages, as shown in Figure A. The type of assaults that occurred in May are summarized in Figure B, which includes an incident in which a bus operator was left in critical condition after being stabbed by a patron with a knife in Woodland Hills. The suspect responsible for the assault was quickly apprehended by law enforcement. The ongoing increased presence of safety officers on buses is designed to prevent operator assaults from occurring in the future.

**Figure A: Bus/Rail Operator Assaults Year to Year Comparison****Figure B: Methods of Assault**

Bus Engagement Spotlight

On May 27, 2023, LASD deputies responded to Atlantic Boulevard and Whitter Boulevard in East Los Angeles regarding an bus operator incident in which the bus operator was threatened with assault and subsequently robbed of their sunglasses and watch. The suspect fled the scene on a blue BMX-style bicycle. The operator was not harmed during the incident. Based on the information provided by the operator, LASD recognized that the description matched a suspect for a robbery that had occurred earlier in the day. LASD was able to apprehend and arrest the suspect for criminal threats and robbery.

DRUG-FREE CAMPAIGN UPDATE

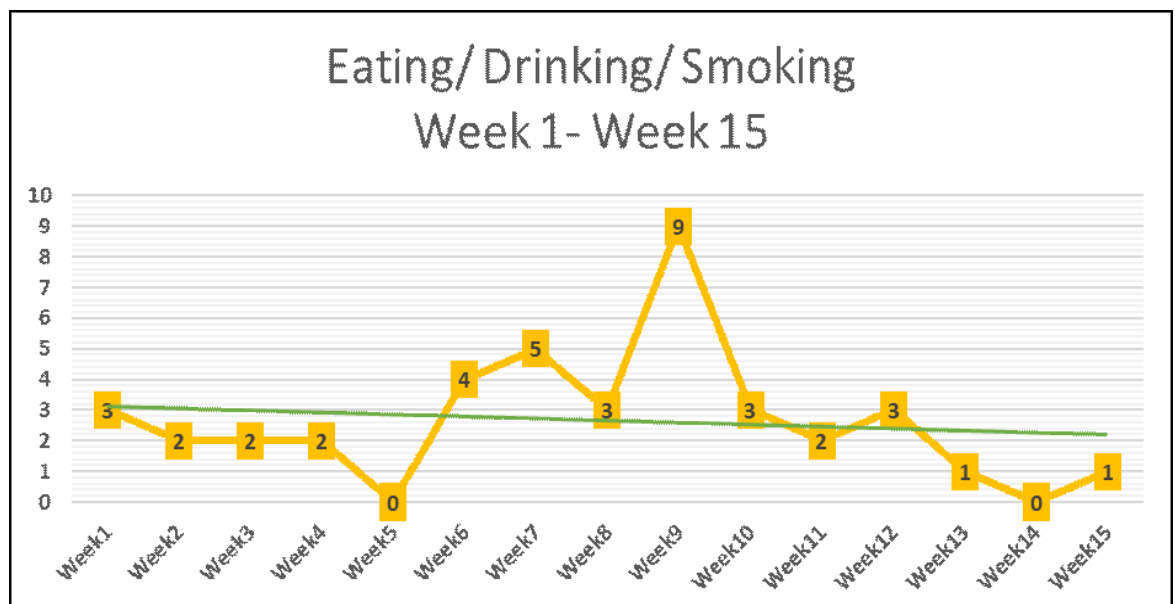
On February 13, staff launched the Drug-Free Metro Campaign to curb open drug use on the system and drug overdoses attributed to the regional fentanyl epidemic. The compliance campaign continued throughout May.

The goals of the campaign are as follows:

- Remove individuals arrested for committing crimes on our system, with a particular focus on drug crimes.
- Significantly decrease drug sales, usage, and overdoses on trains, platforms, and in stations.
- Remove individuals who are not using the system for the purpose of transportation.
- Increase the feeling of safety for our riders and employees.
- Increase cleanliness and the overall customer experience on targeted lines.
- Decrease crime while taking a holistic approach by offering eligible offenders a drug diversion program and necessary mental health/social services for people experiencing homelessness and suffering from drug addiction.

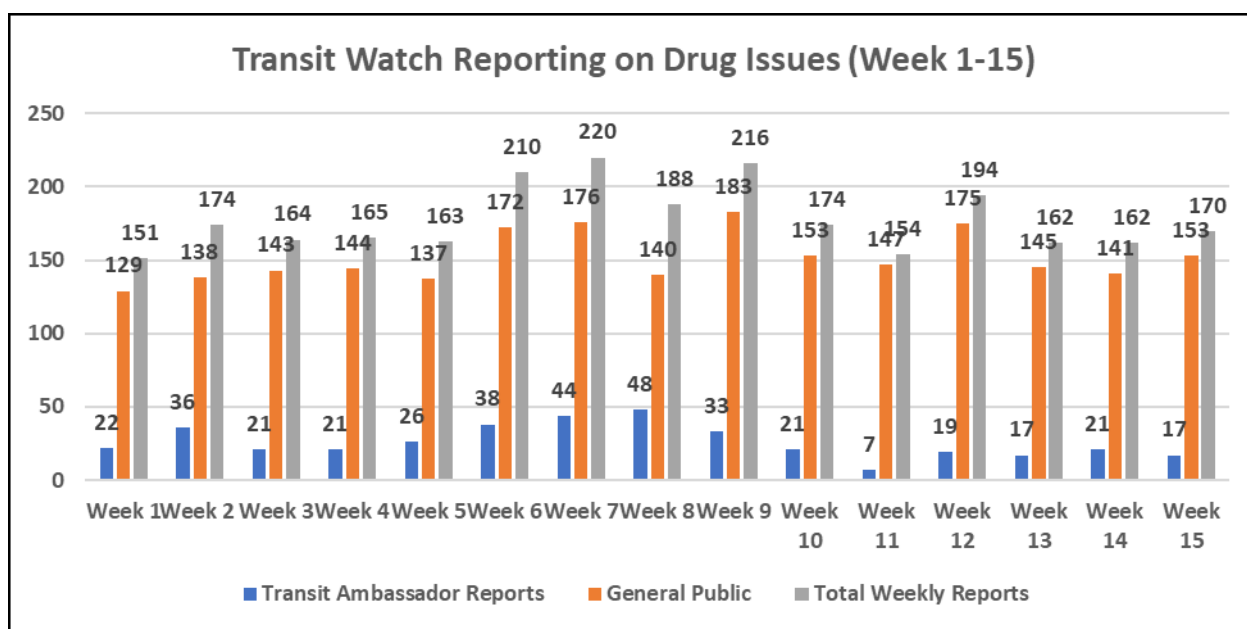
During the reporting period of 2/13/2023-05/31/2023 (May is represented by Weeks 12- 15), the campaign resulted in:

- 514 citations and 386 warnings related to Eating/Drinking/Smoking violations (the category which captures drug/narcotics related activity) issued by Metro Transit Security. In May, there were 5 citations issued - a sharp decline from previous months



- 330 drug related arrests by law enforcement by 05/31/2023. 42 of those arrests occurred during the month of May. The month of May saw a gradual decline of drug related arrests when compared to the first two months of the campaign.

- The Customer Call Center received a total of 82 complaints about drugs on the Red/Purple (B/D) Lines through week 15 of the Drug-Free Campaign. In prior reports, it was noted the previous average of drug-related complaints per month was 30, which would equate to 120 complaints over a 4-month period. Only 12 complaints about drugs on the Red/Purple lines were submitted during the month of May. To date, the efforts of the Drug-Free Campaign have reduced complaints by nearly 32%.
- SSLE reviewed Transit Watch app reporting during the month of May and found that Transit Ambassador and General Public reporting had dropped by 12% from Week 12 to Week 15 of the Drug-Free Campaign.



Metro continues to receive anecdotal and social media feedback from riders and employees that the campaign's efforts are helping to ensure a better experience for transit customers. Staff will continue to monitor local trends and their impact on the Metro system.

B/D (RED/PURPLE) LINE SUPPLEMENTAL DEPLOYMENT

On Monday, April 24, Metro began a supplemental deployment of LASD and LAPD on the Red/Purple (B/D) Lines to improve visible presence, reduce crime, and advance the perception of safety among customers and employees.

LAPD and LASD deployed their homeless outreach services teams to connect those experiencing homelessness with services and providers which resulted in outreach to 580 individuals, of which 348 was accepted in May. In total, the homeless outreach teams have offered services to 979 individuals, with 573 services acceptance.

Below are the results of the efforts as of 05/31/2023, which are tracked separately from the Drug-Free Metro Campaign:

- Citations: 386*
- Warnings: 661*
- Arrests: 234
- Ejections: 8,427

*Note that the citations and warnings are for trespassing and loitering violations.

On May 10, 2023, LASD deputies were assisting with a B-Line operation at the 7th St/Metro station. They detained a male suspect who was attempting to evade fare. The suspect stated he was on active parole for robbery. While conducting a parole compliance search of the suspect's backpack, deputies recovered multiple new items which had price tags affixed to them. Deputies contacted the retail store the items belonged to and spoke to the loss prevention manager who said that earlier in the day a male came into the store and stole some items. Based on the information provided by the loss prevention manager, LASD took the suspect into custody.

TRAINING ACTIVITIES

On May 12, 2023, SSLE hosted a multi-jurisdictional exercise with LASD and LBPD at the C-Line Redondo Beach station. The exercise featured multiple variations of short criminal activity and active shooter/assault scenarios designed to test rapid response and interagency communication and coordination. TSA's Visible Intermodal Prevention and Response (VIPR) Team, Customs Border Patrol Special Response Team, LAWA, and El Segundo's SWAT also participated. These exercises continue to strengthen the incident response coordination between multiple jurisdictions on Metro's rail system.

METRO AMBASSADOR PROGRAM UPDATE

Metro Ambassadors' job is to support our riders, connect riders to resources, and report incidents or maintenance needs. Metro Ambassadors were deployed on the A Line, B Line, C Line, D Line, K Line, the former L Line, and J Line (Silver), as well as bus lines 210, 40, 20, and 720.

Since they were certified and equipped to carry and administer Narcan starting on 4/17/23 and up to 5/31/2023, Metro Ambassadors have reported five Narcan incidents to date:

- 4/20/2023 - North Hollywood Station
- 4/21/2023 - Hollywood / Vine Station
- 5/11/2023 - Westlake/MacArthur Park Station
- 5/19/2023 - Westlake/MacArthur Park Station
- 5/27/2023 - Westlake/MacArthur Park Station

New deployment: As of 5/19/2023, there are three Metro Ambassador teams per shift deployed at the Westlake MacArthur Park Station supporting customers as part of the 30-day faregate compliance pilot plan. This is in addition to the 3 riding teams assigned to the B (Red line).

By the numbers - Reporting Period: 5/1/2023 - 5/31/2023

Metro Ambassadors conducted 60,972 customer interactions and reported the following:

- 1337 cleanliness issues
- 298 elevator and escalator problems
- 355 graffiti incidents
- 200 safety issues

Here are a few highlights that reflect the work Metro Ambassadors are performing:

Report received via Metro Customer Relations on 5/19/2023. Customer wrote: "Hello LA Metro. Thank you for adding ambassadors to trains and stations! Terrific. Makes a huge difference. Ambassadors are kind, friendly, and welcoming. Well done. Great employees. I make it a point to stop and thank them all the time. The despair I felt on trains is lifting. Feels, safer, cleaner, and less stressful on trains. Energy is different! Amen! Hope Metro does the same for buses in some form. And please keep ambassadors in place. Thank you again LA Metro "L. Schneider".

05/19/2023, On A Line Rail Car, 07:15AM. A fight broke out on the train, and the Metro Ambassadors notified the rail operator via the Emergency Call Button located inside the rail car. Law Enforcement showed up at LATTC Station and asked the riders involved in the incident to leave the train. Ambassadors continued with their assignment.

05/25/2023, Westlake/MacArthur Park, 8:10 AM. The Metro Ambassadors came across an elderly customer on crutches, at the street level, who was struggling to get to the platform. So, they went over to help him and asked where he was heading. The customer advised he was headed to North Hollywood. The Ambassadors assisted this customer down to catch the B-Line to North Hollywood. One of the Ambassadors carried the customer's items down to the platform and they ensured that he got on the train safely. The man was thankful for the Ambassadors' help.

EQUITY PLATFORM

Metro continues to implement a multi-layered public safety model which takes a cross-disciplinary approach to addressing the various safety needs of the system with the involvement of transit security, law enforcement, ambassadors, and homeless outreach teams. Metro will continue to analyze demographic trends regarding citations and arrests in line with the agency's Bias-Free Policing Policy and Public Safety Analytics Policy.

NEXT STEPS

SSLE continues to monitor our law enforcement partners, private security, and Transit Security

Officer performance, monitor crime stats, and consider information from surveys, customer complaints, and physical security assessments, amongst other sources, to analyze safety-related issues, adjust deployment strategies, and formulate new interventions.

ATTACHMENTS

Attachment A - Total Crime Summary May 2023

Attachment B - Systemwide Law Enforcement Overview May 2023

Attachment C - MTA Supporting Data May 2023

Attachment D - Bus & Rail Operator Assaults May 2023

Attachment E - Sexual Harassment Crimes May 2023

Attachment F - Warnings, Citations, And Arrest Demographic Data

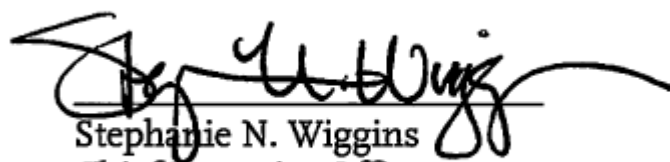
Prepared by: Vanessa Smith, Executive Officer, Customer Experience, (213)922-7009

Robert Gummer, Deputy Executive Officer, Administration, (213)922-4513

Imelda Hernandez, Senior Manager, Transportation Planning, (213) 922-4848

Reviewed by: Gina Osborn, Chief Safety Officer, Chief Safety Office, (213) 922-3055

Jennifer Vides, Chief Customer Experience Officer, Customer Experience Office, (213) 940-4060



Stephanie N. Wiggins
Chief Executive Officer



SYSTEM SECURITY & LAW ENFORCEMENT

Attachment A

Total Crime Summary - May 2023

Part 1 Crimes 5-Year Trend - Systemwide

January - May	2019	2020	2021	2022	2023
Part 1 Crimes					
Agg Assault	117	98	138	200	201
Arson	1	3	6	3	0
Bike Theft	26	24	15	21	11
Burglary	2	3	5	7	9
Homicide	0	0	1	1	2
Larceny	360	200	135	238	199
Motor Vehicle Theft	13	9	5	9	18
Rape	4	5	5	7	16
Robbery	141	94	81	140	172
Totals	664	436	391	626	628

Part 1 Crimes 5-Year Trend May only - Systemwide

	May 2019	May 2020	May 2021	May 2022	May 2023
Part 1 Crimes					
Agg Assault	19	27	40	36	23
Arson	0	1	3	0	0
Bike Theft	3	3	5	3	2
Burglary	0	1	2	0	0
Homicide	0	0	0	0	0
Larceny	61	19	35	42	43
Motor Vehicle Theft	2	3	1	1	2
Rape	0	0	1	2	9
Robbery	25	20	17	30	36
Totals	110	74	104	114	115

Part 1 Crimes 5-Year Trend - Rail

January - May	2019	2020	2021	2022	2023
Part 1 Crimes					
Agg Assault	62	68	85	125	119
Arson	1	3	6	3	0
Bike Theft	13	15	2	8	5
Burglary	1	3	5	4	7
Homicide	0	0	0	0	2
Larceny	200	126	72	139	127
Motor Vehicle Theft	12	8	3	2	15
Rape	4	5	4	6	13
Robbery	79	64	56	102	117
Totals	372	292	233	389	405

Part 1 Crimes 5-Year Trend May only - Rail

	May 2019	May 2020	May 2021	May 2022	May 2023
Part 1 Crimes					
Agg Assault	11	18	27	17	10
Arson	0	1	3	0	0
Bike Theft	2	2	0	0	2
Burglary	0	1	2	0	0
Homicide	0	0	0	0	0
Larceny	34	12	15	23	28
Motor Vehicle Theft	2	3	1	0	1
Rape	0	0	1	1	9
Robbery	11	15	9	16	24
Totals	60	52	58	57	74

Part 1 Crimes 5-Year Trend - Bus

January - May	2019	2020	2021	2022	2023
Part 1 Crimes					
Agg Assault	46	27	48	67	59
Arson	0	0	0	0	0
Bike Theft	12	5	8	9	6
Burglary	0	0	0	2	0
Homicide	0	0	0	1	0
Larceny	131	46	33	76	55
Motor Vehicle Theft	1	1	2	5	2
Rape	0	0	0	1	0
Robbery	61	25	20	27	49
Totals	251	104	111	188	171

Part 1 Crimes 5-Year Trend May only - Bus

	May 2019	May 2020	May 2021	May 2022	May 2023
Part 1 Crimes					
Agg Assault	8	7	13	19	11
Arson	0	0	0	0	0
Bike Theft	1	1	3	1	0
Burglary	0	0	0	0	0
Homicide	0	0	0	0	0
Larceny	26	4	8	18	10
Motor Vehicle Theft	0	0	0	1	0
Rape	0	0	0	1	0
Robbery	13	5	6	10	12
Totals	48	17	30	50	33

Part 2 Crimes 5-Year Trend - Systemwide

January - May	2019	2020	2021	2022	2023
Part 2 Crimes					
Battery	373	317	305	441	480
Narcotics	67	23	83	38	231
Sex Offenses	55	34	39	45	56
Trespassing	44	50	34	44	617
Vandalism	56	73	114	151	79
Weapons	15	14	23	12	51
Totals	610	511	598	731	1,514

Part 2 Crimes 5-Year Trend May only - Systemwide

	May 2019	May 2020	May 2021	May 2022	May 2023
Part 2 Crimes					
Battery	71	39	57	76	86
Narcotics	19	1	19	9	26
Sex Offenses	10	2	5	14	10
Trespassing	15	7	6	7	123
Vandalism	10	15	23	27	18
Weapons	4	2	5	3	10
Totals	129	66	115	136	273

Part 2 Crimes 5-Year Trend - Rail

January - May	2019	2020	2021	2022	2023
Part 2 Crimes					
Battery	190	162	146	212	223
Narcotics	51	14	30	16	172
Sex Offenses	28	24	23	26	31
Trespassing	37	20	20	33	571
Vandalism	26	42	58	91	35
Weapons	13	11	11	9	36
Totals	345	273	288	387	1,068

Part 2 Crimes 5-Year Trend May only - Rail

	May 2019	May 2020	May 2021	May 2022	May 2023
Part 2 Crimes					
Battery	39	25	27	40	37
Narcotics	14	1	7	1	21
Sex Offenses	3	2	3	11	7
Trespassing	15	0	2	6	113
Vandalism	5	7	14	17	7
Weapons	4	1	2	1	9
Totals	80	36	55	76	194

Part 2 Crimes 5-Year Trend - Bus

January - May	2019	2020	2021	2022	2023
Part 2 Crimes					
Battery	159	118	118	169	178
Narcotics	16	9	53	22	56
Sex Offenses	22	8	15	11	23
Trespassing	2	1	4	5	8
Vandalism	24	27	48	43	40
Weapons	2	3	12	3	10
Totals	225	166	250	253	315

Part 2 Crimes 5-Year Trend May only - Bus

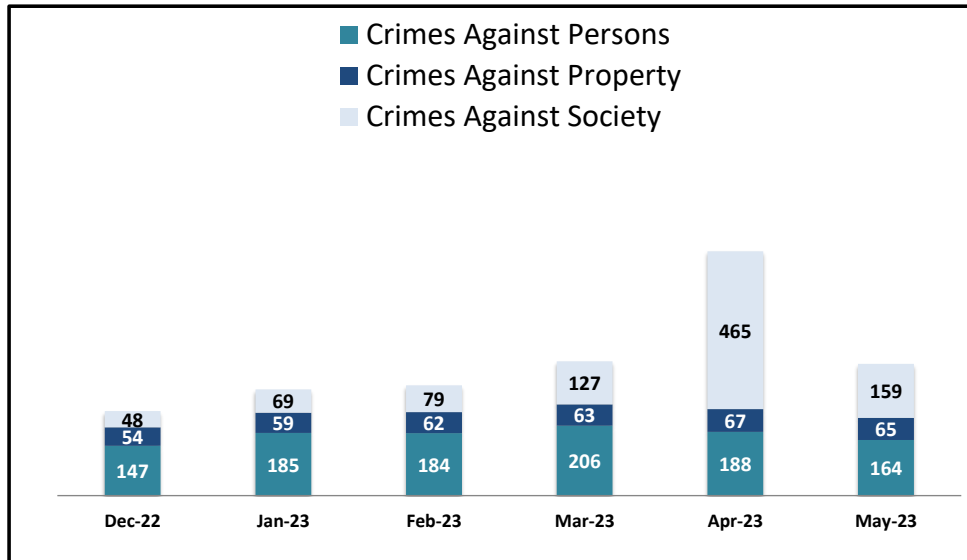
	May 2019	May 2020	May 2021	May 2022	May 2023
Part 2 Crimes					
Battery	27	12	28	23	33
Narcotics	5	0	12	8	5
Sex Offenses	6	0	2	2	3
Trespassing	0	0	2	0	2
Vandalism	4	7	8	9	10
Weapons	0	1	3	2	1
Totals	42	20	55	44	54

SYSTEM-WIDE LAW ENFORCEMENT OVERVIEW

MAY 2023

Attachment B

Total Crimes

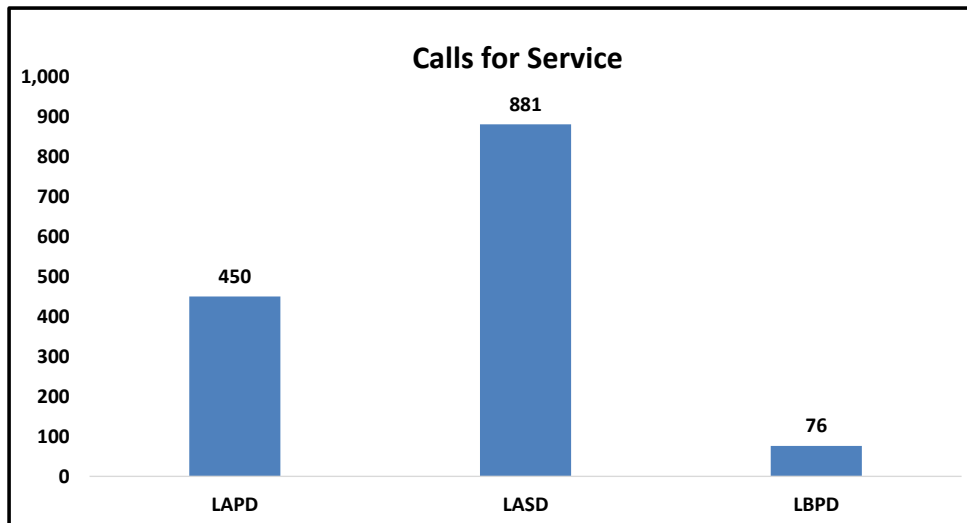


Crimes Against Persons: violent crimes (i.e., homicide, aggravated assaults) are those in which the victims are always individuals

Crimes Against Property: crimes to obtain money, property, or some other benefit (i.e., theft, vandalism, robbery)

Crimes Against Society: represent society's prohibition against engaging in certain types of activity (i.e., drug violations)

Calls for Service



SYSTEM-WIDE LAW ENFORCEMENT OVERVIEW

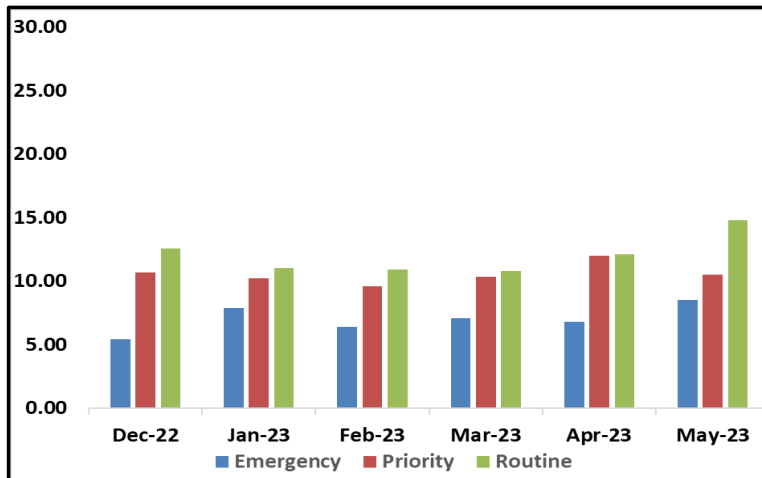
MAY 2023

Attachment B

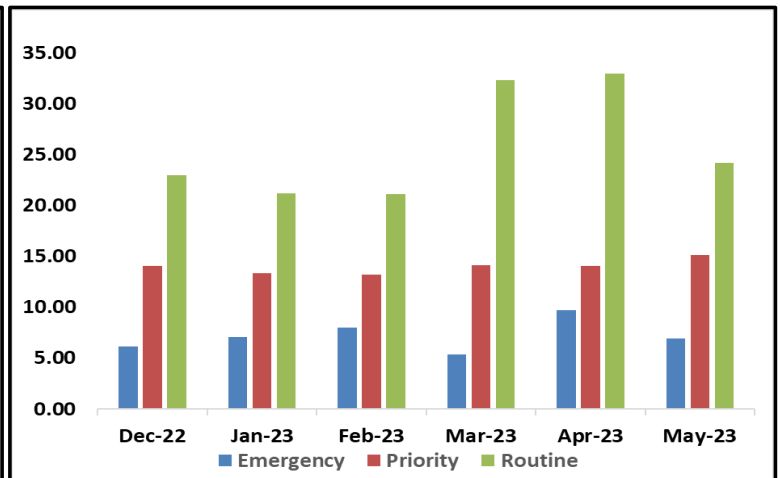
Average Incident Response Times

These graphs show how long it takes (in minutes) for LAPD, LASD, and LBPD to respond to Emergency, Priority, and Routine calls

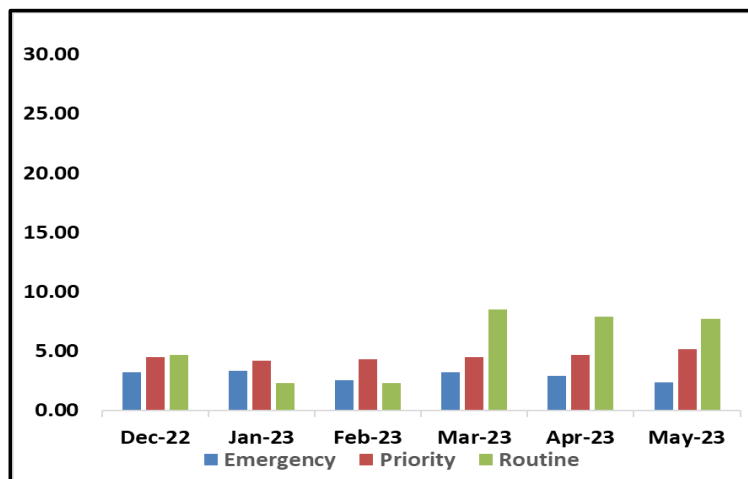
LAPD



LASD



LBPD



*The Drug Free Campaign and the B/D Supplemental Deployment resulted in increased response times to Routine calls in March and April for all Law Enforcement Agencies.

*Impacts to Emergency and Priority calls were nominal except for LAPD, since they were the most impacted by the increased resource deployments for both efforts.



Metro

SYSTEM SECURITY & LAW ENFORCEMENT

Transit Police Monthly Crime Report



Attachment B

	2023	2022	%
	May	May	Change
CRIMES AGAINST PERSONS			
Homicide	0	0	0.0%
Rape	9	2	350.0%
Robbery	36	30	20.0%
Aggravated Assault	20	33	-39.4%
Aggravated Assault on Operator	3	3	0.0%
Battery	81	70	15.7%
Battery on Operator	5	6	-16.7%
Sex Offenses	10	14	-28.6%
SUB-TOTAL	164	158	3.8%
CRIMES AGAINST PROPERTY			
Burglary	0	0	0.0%
Larceny	43	42	2.4%
Bike Theft	2	3	-33.3%
Motor Vehicle Theft	2	1	100.0%
Arson	0	0	0.0%
Vandalism	18	27	-33.3%
SUB-TOTAL	65	73	-11.0%
CRIMES AGAINST SOCIETY			
Weapons	10	3	233.3%
Narcotics	26	9	188.9%
Trespassing	123	7	1657.1%
SUB-TOTAL	159	19	736.8%
TOTAL	388	250	55.2%
ENFORCEMENT EFFORTS			
Arrests	267	123	117.1%
Citations	348	776	-55.2%
Calls for Service	1,407	1,487	-5.4%



SYSTEM SECURITY & LAW ENFORCEMENT

MONTHLY, BI-ANNUAL, ANNUAL COMPARISON

MAY 2023

Attachment B

Crimes

Monthly

System-Wide	May-23	May-22	% Change
Crimes Against Persons	164	158	3.80%
Crimes Against Property	65	73	-10.96%
Crimes Against Society	159	19	736.84%
Total	388	250	55.20%

Six Months

System-Wide	Dec-22-May-23	Dec-21-May-22	% Change
Crimes Against Persons	1,074	1,003	7.08%
Crimes Against Property	370	482	-23.24%
Crimes Against Society	947	109	768.81%
Total	2,391	1,594	50.00%

Annual

System-Wide	Jun-22-May-23	Jun-21-May-22	% Change
Crimes Against Persons	2,029	1,885	7.64%
Crimes Against Property	763	905	-15.69%
Crimes Against Society	1,142	239	377.82%
Total	3,934	3,029	29.88%

Average Emergency Response Times

Monthly

May-23	May-22	% Change
5:55	5:53	0.57%

Six Months

Dec-22-May-23	Dec-21-May-22	% Change
5:42	5:07	11.40%

Annual

Jun-22-May-23	Jun-21-May-22	% Change
5:40	4:58	14.09%

Bus Operator Assaults

Monthly

May-23	May-22	% Change
8	9	-11.11%

Six Months

Dec-22-May-23	Dec-21-May-22	% Change
75	82	-8.54%

Annual

Jun-22-May-23	Jun-21-May-22	% Change
159	149	6.71%

Ridership

Monthly

May-23	May-22	% Change
24,941,553	21,548,571	15.75%

Six Months

Dec-22-May-23	Dec-21-May-22	% Change
135,049,573	123,497,016	9.35%

Annual

Jun-22-May-23	Jun-21-May-22	% Change
266,690,647	251,397,216	6.08%

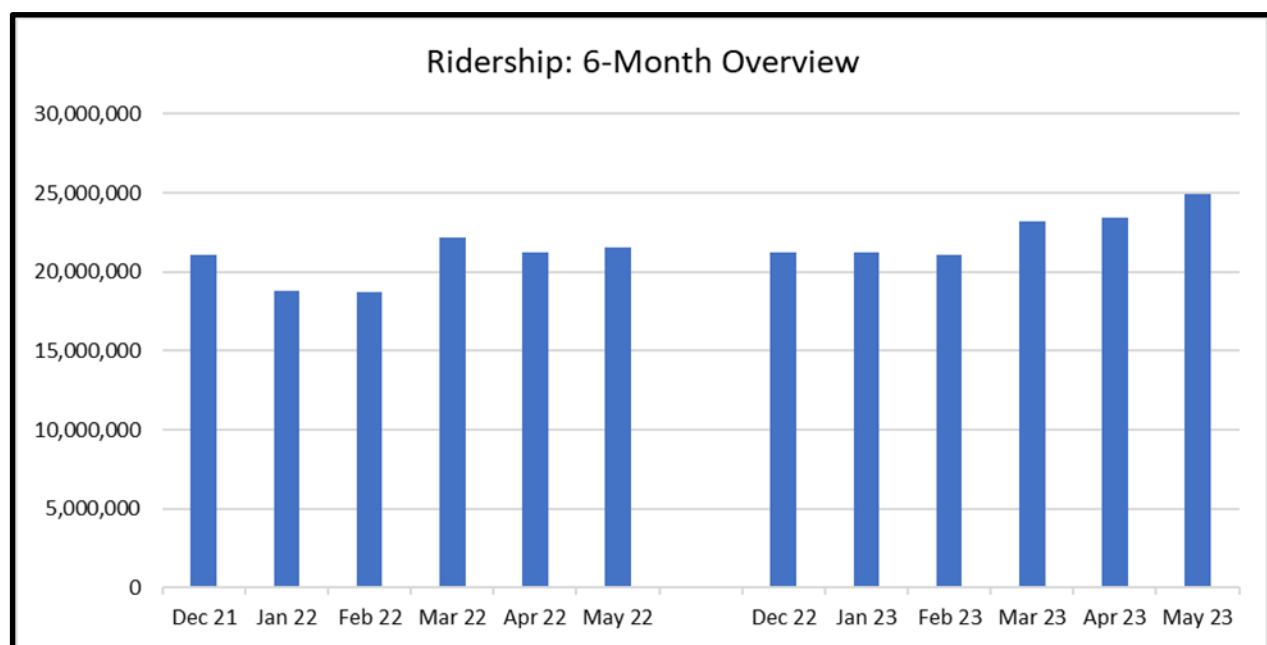
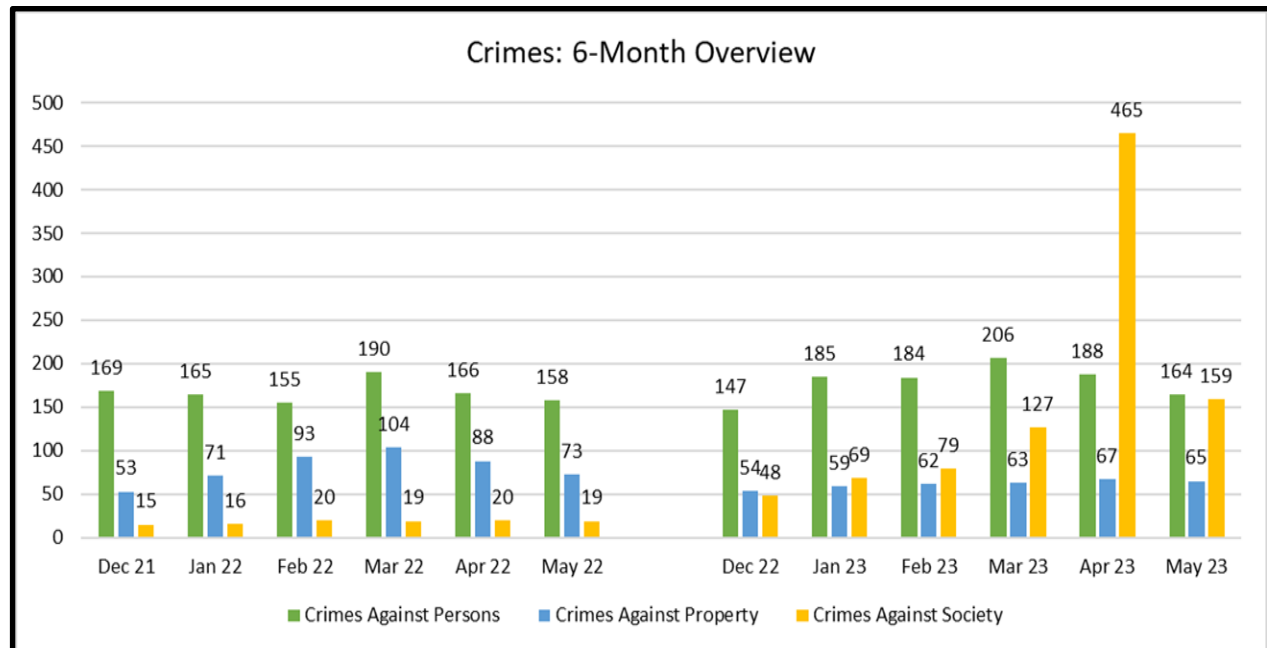


SYSTEM SECURITY & LAW ENFORCEMENT

MONTHLY, BI-ANNUAL, ANNUAL COMPARISON

MAY 2023

Attachment B



A LINE (BLUE)

ATTACHMENT C

MONTHLY UPDATE ON TRANSIT POLICING PERFORMANCE - MAY 2023

REPORTED CRIME				
CRIMES AGAINST PERSONS	LAPD	LASD	LBPd	FYTD
Homicide	0	0	0	2
Rape	0	0	0	2
Robbery	0	3	2	65
Aggravated Assault	1	1	1	52
Aggravated Assault on Operator	0	0	0	0
Battery	0	0	7	76
Battery Rail Operator	0	0	0	1
Sex Offenses	0	0	0	11
SUB-TOTAL	1	4	10	209
CRIMES AGAINST PROPERTY	LAPD	LASD	LBPd	FYTD
Burglary	0	0	0	6
Larceny	0	1	0	48
Bike Theft	0	0	0	1
Motor Vehicle Theft	0	0	0	7
Arson	0	0	0	1
Vandalism	0	0	2	30
SUB-TOTAL	0	1	2	93
CRIMES AGAINST SOCIETY	LAPD	LASD	LBPd	FYTD
Weapons	1	0	0	16
Narcotics	0	0	0	48
Trespassing	4	0	0	32
SUB-TOTAL	5	0	0	96
TOTAL	6	5	12	398

CRIMES PER STATION				
STATION	CRIMES AGAINST PERSONS	CRIMES AGAINST PROPERTY	CRIMES AGAINST SOCIETY	FYTD
7th St/Metro Ctr	0	0	0	14
Pico	0	0	0	13
Grand/LATTC	0	0	1	21
San Pedro St	0	0	1	13
Washington	0	0	3	29
Vernon	0	0	0	9
Slauson	1	0	0	21
Florence	1	0	0	25
Firestone	1	0	0	18
103rd St/Watts Towers	1	0	0	6
Willowbrook/Rosa Parks	0	1	0	85
Compton	1	0	0	22
Artesia	0	0	0	16
Del Amo	0	0	0	26
Wardlow	2	1	0	5
Willow St	1	1	0	21
PCH	1	0	0	15
Anaheim St	1	0	0	9
5th St	0	0	0	3
1st St	0	0	0	6
Downtown Long Beach	3	0	0	14
Pacific Av	0	0	0	3
Blue Line Rail Yard	0	0	0	3
Other	2	0	0	2
Total	15	3	5	397

ARRESTS				
AGENCY	LAPD	LASD	LBPd	FYTD
Felony	2	3	0	145
Misdemeanor	5	25	1	591
TOTAL**	7	28	1	736

CITATIONS				
AGENCY	LAPD	LASD	LBPd	FYTD
Misdemeanor Citations	0	0	0	2
Other Citations	6	11	5	445
Vehicle Code Citations	0	0	35	193
TOTAL	6	11	40	638

CALLS FOR SERVICE				
AGENCY	LAPD	LASD	LBPd	FYTD
Routine	1	48	9	1,867
Priority	16	69	42	1,555
Emergency	4	2	25	360
TOTAL	21	119	76	3,782

DISPATCHED VS. PROACTIVE				
AGENCY	LAPD	LASD	LBPd	
Dispatched	17%	2%	3%	
Proactive	83%	98%	97%	
TOTAL	100%	100%	100%	

PERCENTAGE OF TIME ON THE RAIL SYSTEM	
Blue Line-LAPD	80%
Blue Line-LASD	88%
Blue Line-LBPd	80%

GRADE CROSSING OPERATIONS				
LOCATION	LAPD	LASD	LBPd	FYTD
Washington St	54	0	0	517
Flower St	0	0	0	48
103rd St	12	0	0	192
Wardlow Rd	0	0	7	36
Pacific Ave.	0	0	0	0
Willowbrook	0	53	0	498
Slauson	0	5	0	51
Firestone	0	9	0	54
Florence	0	8	0	76
Compton	0	16	0	129
Artesia	0	16	0	83
Del Amo	0	15	0	90
Long Beach Blvd	0	0	0	2
TOTAL	66	122	7	1,776

LEGEND	
Los Angeles Police Department	
Los Angeles County Sheriff's Department	
Long Beach Police Department	

**Totals do not include arrests made due to an infraction.

B LINE (RED)

ATTACHMENT C

MONTHLY UPDATE ON TRANSIT POLICING PERFORMANCE - MAY 2023

REPORTED CRIME		
CRIMES AGAINST PERSONS	LAPD	FYTD
Homicide	0	4
Rape	9	14
Robbery	7	83
Aggravated Assault	0	109
Aggravated Assault on Operator	0	1
Battery	20	208
Battery Rail Operator	0	2
Sex Offenses	6	27
SUB-TOTAL	42	448
CRIMES AGAINST PROPERTY	LAPD	FYTD
Burglary	0	1
Larceny	13	123
Bike Theft	0	3
Motor Vehicle Theft	0	0
Arson	0	0
Vandalism	3	39
SUB-TOTAL	16	166
CRIMES AGAINST SOCIETY	LAPD	FYTD
Weapons	7	19
Narcotics	18	101
Trespassing	99	457
SUB-TOTAL	124	577
TOTAL	182	1,191

ARRESTS		
AGENCY	LAPD	FYTD
Felony	30	192
Misdemeanor	91	566
TOTAL **	121	758

CITATIONS		
AGENCY	LAPD	FYTD
Other Citations	37	324
Vehicle Code Citations	0	78
TOTAL	37	402

CALLS FOR SERVICE		
AGENCY	LAPD	FYTD
Routine	27	277
Priority	185	1,792
Emergency	21	150
TOTAL	233	2,219

DISPATCHED VS. PROACTIVE	
AGENCY	LAPD
Dispatched	23%
Proactive	77%
TOTAL	100%

CRIMES PER STATION				
STATION	CRIMES AGAINST PERSONS	CRIMES AGAINST PROPERTY	CRIMES AGAINST SOCIETY	FYTD
Union Station	2	0	0	45
Civic Center/Grand Park	2	1	0	26
Pershing Square	4	1	8	67
7th St/Metro Ctr	4	1	3	86
Westlake/MacArthur Park	4	5	25	229
Wilshire/Vermont	6	2	21	214
Wilshire/Normandie	1	0	4	15
Vermont/Beverly	0	1	4	76
Wilshire/Western	2	0	1	25
Vermont/Santa Monica	3	2	3	61
Vermont/Sunset	0	0	2	21
Hollywood/Western	5	2	10	50
Hollywood/Vine	2	0	8	57
Hollywood/Highland	2	1	10	63
Universal City/Studio City	0	0	4	33
North Hollywood	5	0	21	116
Red Line Rail Yard	0	0	0	0
Total	42	16	124	1,184

PERCENTAGE OF TIME SPENT ON THE RAIL SYSTEM	
Red Line- LAPD	71%

LEGEND
Los Angeles Police Department

***Totals do not include arrests made due to an infraction.*

C LINE (GREEN)

ATTACHMENT C

MONTHLY UPDATE ON TRANSIT POLICING PERFORMANCE - MAY 2023

REPORTED CRIME			
CRIMES AGAINST PERSONS	LAPD	LASD	FYTD
Homicide	0	0	0
Rape	0	0	1
Robbery	2	3	31
Aggravated Assault	0	0	28
Aggravated Assault on Operator	0	1	1
Battery	1	3	40
Battery Rail Operator	0	0	2
Sex Offenses	0	0	3
SUB-TOTAL	3	7	106
CRIMES AGAINST PROPERTY	LAPD	LASD	FYTD
Burglary	0	0	2
Larceny	0	4	41
Bike Theft	0	1	4
Motor Vehicle Theft	1	0	11
Arson	0	0	0
Vandalism	0	0	15
SUB-TOTAL	1	5	73
CRIMES AGAINST SOCIETY	LAPD	LASD	FYTD
Weapons	0	1	13
Narcotics	1	1	38
Trespassing	2	0	9
SUB-TOTAL	3	2	60
TOTAL	7	14	239

CRIMES PER STATION				
STATION	CRIMES AGAINST PERSONS	CRIMES AGAINST PROPERTY	CRIMES AGAINST SOCIETY	FYTD
Redondo Beach	3	0	0	16
Douglas	0	0	0	8
El Segundo	0	0	0	8
Mariposa	0	0	0	4
Aviation/LAX	0	1	0	17
Hawthorne/Lennox	1	0	1	19
Crenshaw	0	0	1	23
Vermont/Athens	0	0	0	14
Harbor Fwy	2	0	1	16
Avalon	1	0	2	17
Willowbrook/Rosa Parks	0	0	0	24
Long Beach Bl	1	3	0	28
Lakewood Bl	1	1	0	13
Norwalk	1	1	0	32
Total	10	6	5	239

ARRESTS			
AGENCY	LAPD	LASD	FYTD
Felony	0	2	63
Misdemeanor	4	5	216
TOTAL**	4	7	279

CITATIONS			
AGENCY	LAPD	LASD	FYTD
Other Citations	6	4	314
Vehicle Code Citations	0	6	330
TOTAL	6	10	644

CALLS FOR SERVICE			
AGENCY	LAPD	LASD	FYTD
Routine	0	123	2,520
Priority	12	43	727
Emergency	1	4	74
TOTAL	13	170	3,321

DISPATCHED VS. PROACTIVE		
AGENCY	LAPD	LASD
Dispatched	17%	12%
Proactive	83%	88%
TOTAL	100%	100%

PERCENTAGE OF TIME SPENT ON THE RAIL SYSTEM	
Green Line-LAPD	79%
Green Line-LASD	92%

LEGEND	
Los Angeles Police Department	
Los Angeles County Sheriff's Department	

**Totals do not include arrests made due to an infraction.

E LINE (EXPO)

ATTACHMENT C

MONTHLY UPDATE ON TRANSIT POLICING PERFORMANCE - MAY 2023

REPORTED CRIME			
CRIMES AGAINST PERSONS	LAPD	LASD	FYTD
Homicide	0	0	1
Rape	0	0	0
Robbery	4	0	42
Aggravated Assault	2	0	24
Aggravated Assault on Operator	0	0	0
Battery	4	2	46
Battery Rail Operator	0	0	1
Sex Offenses	0	0	6
SUB-TOTAL	10	2	120
CRIMES AGAINST PROPERTY	LAPD	LASD	FYTD
Burglary	0	0	0
Larceny	4	0	36
Bike Theft	0	0	4
Motor Vehicle Theft	0	0	0
Arson	0	0	0
Vandalism	0	0	5
SUB-TOTAL	4	0	45
CRIMES AGAINST SOCIETY	LAPD	LASD	FYTD
Weapons	0	0	0
Narcotics	1	0	1
Trespassing	7	0	70
SUB-TOTAL	8	0	71
TOTAL	22	2	236

CRIMES PER STATION				
STATION	CRIMES AGAINST PERSONS	CRIMES AGAINST PROPERTY	CRIMES AGAINST SOCIETY	FYTD
7th St/Metro Ctr	1	0	0	10
Pico	0	1	0	5
LATTC/Ortho Institute	1	1	0	8
Jefferson/USC	3	0	1	12
Expo Park/USC	0	0	3	16
Expo/Vermont	1	0	0	44
Expo/Western	2	1	1	30
Expo/Crenshaw	0	0	2	35
Farmdale	1	0	0	10
Expo/La Brea	0	1	0	9
La Cienega/Jefferson	0	0	1	7
Culver City	0	0	0	11
Palms	0	0	0	4
Westwood/Rancho Park	0	0	0	1
Expo/Sepulveda	1	0	0	4
Expo/Bundy	0	0	0	4
26th St/Bergamot	0	0	0	2
17th St/SMC	0	0	0	2
Downtown Santa Monica	2	0	0	22
Expo Line Rail Yard	0	0	0	0
Total	12	4	8	236

ARRESTS			
AGENCY	LAPD	LASD	FYTD
Felony	2	1	32
Misdemeanor	0	4	125
TOTAL **	2	5	157

CITATIONS			
AGENCY	LAPD	LASD	FYTD
Other Citations	0	7	105
Vehicle Code Citations	0	0	12
TOTAL	0	7	117

CALLS FOR SERVICE			
AGENCY	LAPD	LASD	FYTD
Routine	10	58	1,262
Priority	47	15	845
Emergency	5	0	92
TOTAL	62	73	2,199

DISPATCHED VS. PROACTIVE		
AGENCY	LAPD	LASD
Dispatched	16%	10%
Proactive	84%	90%
TOTAL	100%	100%

PERCENTAGE OF TIME SPENT ON THE RAIL SYSTEM	
Expo Line-LAPD	
Expo Line-LASD	93%

GRADE CROSSING OPERATIONS			
LOCATION	LAPD	LASD	FYTD
Exposition Blvd	142	0	1,436
Santa Monica	0	21	170
Culver City	0	0	33
TOTAL	142	21	1,639

LEGEND	
Los Angeles Police Department	
Los Angeles County Sheriff's Department	

**Totals do not include arrests made due to an infraction.

G LINE (ORANGE)

ATTACHMENT C

MONTHLY UPDATE ON TRANSIT POLICING PERFORMANCE - MAY 2023

REPORTED CRIME

CRIMES AGAINST PERSONS	LAPD	FYTD
Homicide	0	0
Rape	0	0
Robbery	0	6
Aggravated Assault	2	9
Aggravated Assault on Operator	0	0
Battery	0	13
Battery Bus Operator	0	4
Sex Offenses	0	1
SUB-TOTAL	2	33
CRIMES AGAINST PROPERTY	LAPD	FYTD
Burglary	0	0
Larceny	1	2
Bike Theft	0	2
Motor Vehicle Theft	0	0
Arson	0	0
Vandalism	0	1
SUB-TOTAL	1	5
CRIMES AGAINST SOCIETY	LAPD	FYTD
Weapons	0	1
Narcotics	0	2
Trespassing	1	4
SUB-TOTAL	1	7
TOTAL	4	45

ARRESTS

AGENCY	LAPD	FYTD
Felony	0	13
Misdemeanor	3	32
TOTAL**	3	45

CITATIONS

AGENCY	LAPD	FYTD
Other Citations	0	265
Vehicle Code Citations	63	993
TOTAL	63	1,258

CALLS FOR SERVICE

AGENCY	LAPD	FYTD
Routine	2	12
Priority	3	80
Emergency	0	5
TOTAL	5	97

DISPATCHED VS. PROACTIVE

AGENCY	LAPD
Dispatched	11%
Proactive	89%
TOTAL	100%

CRIMES PER STATION

STATION	CRIMES AGAINST PERSONS	CRIMES AGAINST PROPERTY	CRIMES AGAINST SOCIETY	FYTD
North Hollywood	0	1	0	9
Laurel Canyon	0	0	0	0
Valley College	0	0	0	0
Woodman	0	0	0	3
Van Nuys	0	0	0	3
Sepulveda	0	0	0	1
Woodley	2	0	0	5
Balboa	0	0	1	5
Reseda	0	0	0	2
Tampa	0	0	0	4
Pierce College	0	0	0	1
De Soto	0	0	0	1
Canoga	0	0	0	3
Warner Center	0	0	0	0
Sherman Way	0	0	0	3
Roscoe	0	0	0	1
Nordhoff	0	0	0	0
Chatsworth	0	0	0	3
Total	2	1	1	44

PERCENTAGE OF TIME SPENT ON THE BUS SYSTEM

Orange Line- LAPD	87%
-------------------	-----

LEGEND

Los Angeles Police Department

***Totals do not include arrests made due to an infraction.*

J LINE (SILVER)

ATTACHMENT C

MONTHLY UPDATE ON TRANSIT POLICING PERFORMANCE - MAY 2023

REPORTED CRIME			
CRIMES AGAINST PERSONS	LAPD	LASD	FYTD
Homicide	0	0	0
Rape	0	0	0
Robbery	0	0	1
Aggravated Assault	0	0	2
Aggravated Assault on Operator	0	0	1
Battery	1	0	6
Battery Bus Operator	0	0	0
Sex Offenses	0	0	2
SUB-TOTAL	1	0	12
CRIMES AGAINST PROPERTY	LAPD	LASD	FYTD
Burglary	0	0	0
Larceny	0	0	2
Bike Theft	0	0	0
Motor Vehicle Theft	0	0	0
Arson	0	0	0
Vandalism	0	0	3
SUB-TOTAL	0	0	5
CRIMES AGAINST SOCIETY	LAPD	LASD	FYTD
Weapons	0	0	0
Narcotics	0	0	2
Trespassing	0	0	0
SUB-TOTAL	0	0	2
TOTAL	1	0	19

CRIMES PER STATION				
STATION	CRIMES AGAINST PERSONS	CRIMES AGAINST PROPERTY	CRIMES AGAINST SOCIETY	FYTD
El Monte	0	0	0	4
Cal State LA	0	0	0	0
LAC/USC Medical Ctr	0	0	0	0
Alameda	0	0	0	0
Downtown	0	0	0	0
37th St/USC	0	0	0	0
Slauson	0	0	0	5
Manchester	0	0	0	1
Harbor Fwy	0	0	0	2
Rosecrans	1	0	0	1
Harbor Gateway Transit Ctr	0	0	0	5
Carson	0	0	0	1
PCH	0	0	0	0
San Pedro/Beacon	0	0	0	0
Total	1	0	0	19

ARRESTS			
AGENCY	LAPD	LASD	FYTD
Felony	1	0	3
Misdemeanor	0	0	10
TOTAL**	1	0	13

CITATIONS			
AGENCY	LAPD	LASD	FYTD
Other Citations	0	0	241
Vehicle Code Citations	60	0	960
TOTAL	60	0	1,201

CALLS FOR SERVICE			
AGENCY	LAPD	LASD	FYTD
Routine	2	8	80
Priority	3	5	62
Emergency	0	0	4
TOTAL	5	13	146

DISPATCHED VS. PROACTIVE		
AGENCY	LAPD	LASD
Dispatched	12%	14%
Proactive	88%	86%
TOTAL	100%	100%

PERCENTAGE OF TIME SPENT ON THE BUS SYSTEM	
Silver Line- LAPD	86%
Silver Line- LASD	68%

LEGEND	
Los Angeles Police Department	
Los Angeles County Sheriff's Department	

**Totals do not include arrests made due to an infraction.

K LINE

ATTACHMENT C

MONTHLY UPDATE ON TRANSIT POLICING PERFORMANCE - MAY 2023

REPORTED CRIME			
CRIMES AGAINST PERSONS	LAPD	LASD	FYTD
Homicide	0	0	0
Rape	0	0	0
Robbery	1	0	1
Aggravated Assault	0	0	2
Aggravated Assault on Operator	0	0	0
Battery	0	0	1
Battery Bus Operator	0	0	0
Sex Offenses	0	0	0
SUB-TOTAL	1	0	4
CRIMES AGAINST PROPERTY	LAPD	LASD	FYTD
Burglary	0	0	0
Larceny	0	0	1
Bike Theft	0	0	0
Motor Vehicle Theft	0	0	0
Arson	0	0	0
Vandalism	0	0	0
SUB-TOTAL	0	0	1
CRIMES AGAINST SOCIETY	LAPD	LASD	FYTD
Weapons	0	0	1
Narcotics	0	0	0
Trespassing	0	0	0
SUB-TOTAL	0	0	1
TOTAL	1	0	6

CRIMES PER STATION				
STATION	CRIMES AGAINST PERSONS	CRIMES AGAINST PROPERTY	CRIMES AGAINST SOCIETY	FYTD
Expo / Crenshaw	0	0	0	0
Martin Luther King Jr Station	1	0	0	4
Leimert Park Station	0	0	0	0
Hyde Park Station	0	0	0	1
Fairview Heights Station	0	0	0	0
Downtown Inglewood Station	0	0	0	0
Westchester / Veterans Station	0	0	0	1
Total	1	0	0	6

ARRESTS			
AGENCY	LAPD	LASD	FYTD
Felony	0	0	1
Misdemeanor	1	0	29
TOTAL **	1	0	30

CITATIONS			
AGENCY	LAPD	LASD	FYTD
Other Citations	3	0	17
Vehicle Code Citations	0	0	0
TOTAL	3	0	17

CALLS FOR SERVICE			
AGENCY	LAPD	LASD	FYTD
Routine	1	15	540
Priority	2	4	85
Emergency	1	0	5
TOTAL	4	19	630

DISPATCHED VS. PROACTIVE		
AGENCY	LAPD	LASD
Dispatched	15%	13%
Proactive	86%	87%
TOTAL	100%	100%

PERCENTAGE OF TIME SPENT ON THE RAIL SYSTEM	
K Line - LAPD	83%
K Line - LASD	90%

LEGEND	
Los Angeles Police Department	
Los Angeles County Sheriff's Department	

**Totals do not include arrests made due to an infraction.

L LINE (GOLD)

ATTACHMENT C

MONTHLY UPDATE ON TRANSIT POLICING PERFORMANCE - MAY 2023

REPORTED CRIME			
CRIMES AGAINST PERSONS	LAPD	LASD	FYTD
Homicide	0	0	0
Rape	0	0	0
Robbery	1	1	17
Aggravated Assault	2	2	29
Aggravated Assault on Operator	0	0	1
Battery	0	0	30
Battery Rail Operator	0	0	0
Sex Offenses	0	1	9
SUB-TOTAL	3	4	86
CRIMES AGAINST PROPERTY	LAPD	LASD	FYTD
Burglary	0	0	0
Larceny	0	6	22
Bike Theft	1	0	4
Motor Vehicle Theft	0	0	3
Arson	0	0	1
Vandalism	0	2	14
SUB-TOTAL	1	8	44
CRIMES AGAINST SOCIETY	LAPD	LASD	FYTD
Weapons	0	0	7
Narcotics	0	0	19
Trespassing	1	0	50
SUB-TOTAL	1	0	76
TOTAL	5	12	206

ARRESTS			
AGENCY	LAPD	LASD	FYTD
Felony	0	3	61
Misdemeanor	1	13	499
TOTAL**	1	16	560

CITATIONS			
AGENCY	LAPD	LASD	FYTD
Other Citations	1	12	593
Vehicle Code Citations	0	0	21
TOTAL	1	12	614

CALLS FOR SERVICE			
AGENCY	LAPD	LASD	FYTD
Routine	9	153	3,140
Priority	24	47	1,057
Emergency	3	1	124
TOTAL	36	201	4,321

DISPATCHED VS. PROACTIVE		
AGENCY	LAPD	LASD
Dispatched	18%	10%
Proactive	82%	90%
TOTAL	100%	100%

CRIMES PER STATION				
STATION	CRIMES AGAINST PERSONS	CRIMES AGAINST PROPERTY	CRIMES AGAINST SOCIETY	FYTD
APU/Citrus College	0	0	0	20
Azusa Downtown	0	1	0	18
Irwindale	0	1	0	8
Duarte/City of Hope	0	2	0	9
Monrovia	0	0	0	7
Arcadia	0	1	0	11
Sierra Madre Villa	0	1	0	14
Allen	0	0	0	3
Lake	1	0	0	24
Memorial Park	1	0	0	5
Del Mar	1	0	0	4
Fillmore	0	0	0	7
South Pasadena	1	0	0	3
Highland Park	1	0	0	9
Southwest Museum	0	0	0	15
Heritage Square	0	0	0	7
Lincoln/Cypress	0	0	0	3
Chinatown	1	0	0	8
Union Station	0	1	0	13
Little Tokyo/Arts Dist	0	0	0	0
Pico/Aliso	1	0	0	4
Mariachi Plaza	0	0	0	2
Soto	0	0	1	3
Indiana (both LAPD & LASD)	0	1	0	6
Maravilla	0	1	0	1
East LA Civic Ctr	0	0	0	0
Atlantic	0	0	0	2
Total	7	9	1	206

PERCENTAGE OF TIME SPENT ON THE RAIL SYSTEM	
Gold Line-LAPD	78%
Gold Line-LASD	89%

GRADE CROSSING OPERATIONS			
LOCATION	LAPD	LASD	FYTD
Marmion Way	0	0	1
Arcadia Station	0	2	78
Irwindale	0	44	221
Monrovia	0	9	66
City of Pasadena	0	14	220
Magnolia Ave	0	0	0
Duarte Station	0	6	74
City Of Azusa	0	12	115
South Pasadena	0	22	89
City Of East LA	0	29	192
Figuerola St	0	0	8
TOTAL GOAL= 10	0	138	1,064

LEGEND	
Los Angeles Police Department	
Los Angeles County Sheriff's Department	

**Totals do not include arrests made due to an infraction.

BUS PATROL

ATTACHMENT C
MONTHLY UPDATE ON TRANSIT POLICING PERFORMANCE - MAY 2023

REPORTED CRIME			
CRIMES AGAINST PERSONS	LAPD	LASD	FYTD
Homicide	0	0	0
Rape	0	0	0
Robbery	9	3	86
Aggravated Assault	3	4	107
Aggravated Assault on Operator	2	0	27
Battery	21	6	268
Battery Bus Operator	5	0	104
Sex Offenses	3	0	37
SUB-TOTAL	43	13	629
CRIMES AGAINST PROPERTY	LAPD	LASD	FYTD
Burglary	0	0	1
Larceny	8	1	112
Bike Theft	0	0	7
Motor Vehicle Theft	0	0	4
Arson	0	0	1
Vandalism	6	4	73
SUB-TOTAL	14	5	198
CRIMES AGAINST SOCIETY	LAPD	LASD	FYTD
Weapons	1	0	27
Narcotics	2	3	106
Trespassing	0	1	13
SUB-TOTAL	3	4	146
TOTAL	60	22	973

LASD's Crimes per Sector		
Sector		FYTD
Westside	4	37
San Fernando	0	8
San Gabriel Valley	6	42
Gateway Cities	4	127
South Bay	8	151
Total	22	365

LAPD's Crimes per Sector		
Sector		FYTD
Valley Bureau		
Van Nuys	2	25
West Valley	3	24
North Hollywood	1	15
Foothill	0	6
Devonshire	0	5
Mission	4	13
Topanga	1	6
Central Bureau		
Central	11	100
Rampart	2	38
Hollenbeck	0	7
Northeast	1	14
Newton	8	48
West Bureau		
Hollywood	2	33
Wilshire	3	29
West LA	2	16
Pacific	1	10
Olympic	5	58
Southwest Bureau		
Southwest	7	63
Harbor	0	6
77th Street	6	65
Southeast	1	26
Total	60	607

ARRESTS			
AGENCY	LAPD	LASD	FYTD
Felony	15	4	207
Misdemeanor	11	30	889
TOTAL**	26	34	1,096

CITATIONS			
AGENCY	LAPD	LASD	FYTD
Other Citations	16	45	1,079
Vehicle Code Citations	0	5	392
TOTAL	16	50	1,471

CALLS FOR SERVICE			
AGENCY	LAPD	LASD	FYTD
Routine	1	173	1,731
Priority	7	107	1,375
Emergency	3	6	111
TOTAL	11	286	3,217

DISPATCHED VS. PROACTIVE		
AGENCY	LAPD	LASD
Dispatched	18%	4%
Proactive	82%	96%
TOTAL	100%	100%

PERCENTAGE OF TIME SPENT ON THE BUS SYSTEM	
LAPD BUS	78%
LASD BUS	92%

LEGEND	
Los Angeles Police Department	
Los Angeles County Sheriff's Department	

****Totals do not include arrests made due to an infraction.**

UNION STATION

ATTACHMENT C

MONTHLY UPDATE ON TRANSIT POLICING PERFORMANCE - MAY 2023

REPORTED CRIME		
CRIMES AGAINST PERSONS	LAPD	FYTD
Homicide	0	0
Rape	0	2
Robbery	0	6
Aggravated Assault	2	33
Aggravated Assault on Operator	0	0
Battery	12	129
Battery Rail Operator	0	0
Sex Offenses	0	9
SUB-TOTAL	14	179
CRIMES AGAINST PROPERTY	LAPD	FYTD
Burglary	0	4
Larceny	4	33
Bike Theft	0	3
Motor Vehicle Theft	1	1
Arson	0	0
Vandalism	1	15
SUB-TOTAL	6	56
CRIMES AGAINST SOCIETY	LAPD	FYTD
Weapons	0	5
Narcotics	0	3
Trespassing	7	44
SUB-TOTAL	7	52
TOTAL	27	287

ARRESTS		
AGENCY	LAPD	FYTD
Felony	5	40
Misdemeanor	5	143
TOTAL **	10	183

CITATIONS		
AGENCY	LAPD	FYTD
Other Citations	15	82
Vehicle Code Citations	0	7
TOTAL	15	89

CALLS FOR SERVICE		
AGENCY	LAPD	FYTD
Routine	7	104
Priority	44	535
Emergency	4	51
TOTAL	55	690

DISPATCHED VS. PROACTIVE	
AGENCY	LAPD
Dispatched	19%
Proactive	81%
TOTAL	100%

PERCENTAGE OF TIME SPENT AT UNION STATION	
LOCATION	LAPD
Union Station	77%

LEGEND	
Los Angeles Police Department	

****Totals do not include arrests made due to an infraction.**

7TH & METRO STATION

ATTACHMENT C

MONTHLY UPDATE ON TRANSIT POLICING PERFORMANCE - MAY 2023

REPORTED CRIME		
CRIMES AGAINST PERSONS	LAPD	FYTD
Homicide	0	0
Rape	0	1
Robbery	0	8
Aggravated Assault	0	10
Aggravated Assault on Operator	0	0
Battery	4	24
Battery Rail Operator	0	0
Sex Offenses	0	0
SUB-TOTAL	4	43
CRIMES AGAINST PROPERTY	LAPD	FYTD
Burglary	0	0
Larceny	1	3
Bike Theft	0	0
Motor Vehicle Theft	0	0
Arson	0	0
Vandalism	0	0
SUB-TOTAL	1	3
CRIMES AGAINST SOCIETY	LAPD	FYTD
Weapons	0	0
Narcotics	0	0
Trespassing	1	13
SUB-TOTAL	1	13
TOTAL	6	59

ARRESTS		
AGENCY	LAPD	FYTD
Felony	0	3
Misdemeanor	0	37
TOTAL**	0	40

CITATIONS		
AGENCY	LAPD	FYTD
Other Citations	11	36
Vehicle Code Citations	0	5
TOTAL	11	41

CALLS FOR SERVICE		
AGENCY	LAPD	FYTD
Routine	0	7
Priority	5	42
Emergency	0	6
TOTAL	5	55

DISPATCHED VS. PROACTIVE	
AGENCY	LAPD
Dispatched	17%
Proactive	83%
TOTAL	100%

PERCENTAGE OF TIME SPENT AT 7TH & METRO STATION	
LOCATION	LAPD
7th & Metro Station	79%

LEGEND	
Los Angeles Police Department	

****Totals do not include arrests made due to an infraction.**

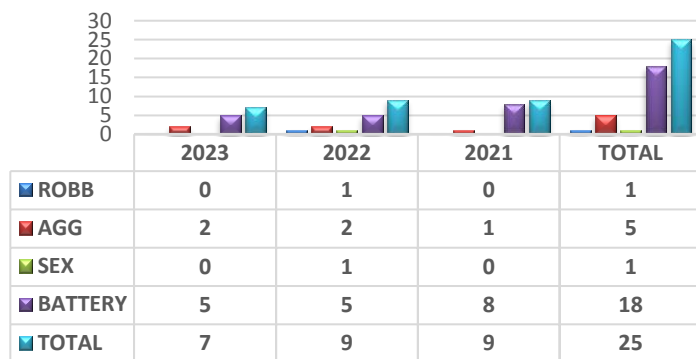


Los Angeles Police Department - Transit Services Division Monthly Bus / Rail Operator Assault Recap Report

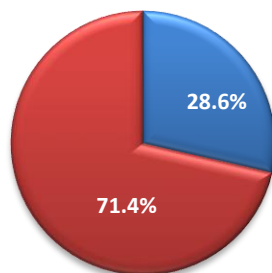
MAY 2023



Crimes Against Persons
Month of May, 2023, 2022 & 2021
Comparison

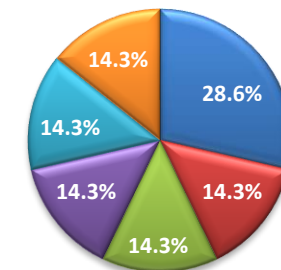


Crime Type
Month of May 2023



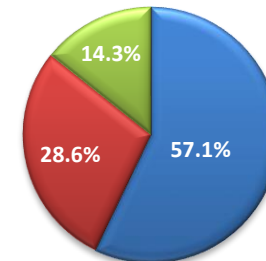
AGG - 2 BATTERY - 5

LAPD Area
Month of May 2023



CENTRAL - 2 MISSION - 1
NEWTON - 1 OLYMPIC - 1
RAMPART - 1 TOPANGA - 1

LAPD Bureau
Month of May 2023



CENTRAL - 4 VALLEY - 2
WEST - 1

DATE & TIME	BUS / RAIL# LOCATION	NARRATIVE	SUSP INFO	TRANSIENT AND / OR MENTALLY DISABLED	BARRIER UTILIZED
05/10/23 @ 1630 HRS	5 TH & Broadway Bus Line Unkn Bus # 1759	BATTERY Suspect approached victim and advised she wanted to exit. Victim advised it was not safe and that she (suspect) had to wait. Victim arrived to the designated stop, pulled over and opened the exit door. Suspect walked up to victim, tapped on the barrier causing dust particles to float in the air and land on victim's face. Suspect exited bus and fled location. NO INJURIES. NO ARREST.	F/W 40 YOA	Unkn Unkn	Yes
05/11/23 @ 0820 HRS	Vernon & Broadway Bus Line # 105 Bus # 6042	AGGRAVATED ASSAULT / BRANDISHING Victim was advised by another passenger advised suspect was in the back of the bus smoking. Victim approached suspect and advised smoking was not allowed inside the bus. Suspect replied, "I can do whatever I want!" Victim then advised suspect he had to exit bus. Suspect exited the bus and proceeded to assist other passengers exit bus. Suspect stood outside the front door and stated to victim, "I'm going to stab you!" Suspect then raised an approximately foot long metal stick (possible screwdriver) and then walked away. NO INJURIES. NO ARREST.	M/B 60 YOA	Unkn Unkn	Unkn

Monthly Bus / Rail Operator Assaults Recap Report

May 2023

Page 2

DATE & TIME	BUS / RAIL# LOCATION	NARRATIVE	SUSP INFO	TRANSIENT AND / OR MENTALLY DISABLED	BARRIER UTILIZED
05/12/23 @ 2225 HRS	Roscoe & Mammoth Bus Line# 162 Bus # 2028	<p>BATTERY Suspect entered bus and attempted to stuff a wrinkled bill into the fare machine causing suspect to become upset. Suspect proceeded to take a seat without paying fare. Victim proceeded to operate bus. Suspect unprovoked began yelling at victim and then struck the back of victim's head with an unknown object. Victim stopped bus. Suspect opened the top of the bus emergency door, climbed out and fled to an unknown location.</p> <p>INJURIES: Small contusion on the right side of his head. Victim complained of dizziness and had a headache. Victim did not lose consciousness. Victim transported by RA to Kaiser hospital. NO ARREST.</p>	M/H 20 YOA	Yes Yes	Unkn
05/13/23 @ 0940 HRS	Alvarado & Hoover Bus Line Unkn Bus # 3921	<p>BATTERY Victim pulled bus up to the bus stop and observed suspect 's dog defecate on the sidewalk. Suspect continued to walk his dog. Victim believed suspect needed a bag to pick up after the dog feces. Victim opened the front bus door and offered suspect a bag. Suspect became irate and yelled at victim. Suspect then boarded the bus and punched victim's face. Suspect proceeded to exit the bus and fled location with his dog. INJURIES: Facial Abrasions. NO ARREST.</p>	M/H 30 YOA	Unkn Unkn	N/A
05/14/23 @ 1050 HRS	7 th St. & San Pedro Bus Line # 60 Bus # 4082	<p>BATTERY Victim stopped bus to allow passengers to exit. Suspect exited but became verbally combative towards victim. Victim attempted to head n/b on San Pedro however, suspect stood at the cross walk and blocked the path of the bus. Suspect walked around towards the driver's side of the bus and spat on victim. The spit entered through the slit of the window and landed on victim's hand and thigh. Suspect was observed and detained.</p> <p>INJURIES: Treated by RA for spit contact. Victim refused to be transported. ARREST</p>	M/W 66 YOA	No Unkn	Unkn
05/19/23 @ 0950 HRS	3 rd St & Vermont Bus Line # 20 Bus # 5679	<p>BATTERY Victim overheard suspect yelling from the rear of the bus. Victim reached the nearest stop, looked to the rear of the bus and noticed suspect walk towards him visibly upset. Suspect approached victim and yelled, "What's your problem? You've been talking to me since I got on the bus, do you want to fight?" Victim replied, "No, I have no problem with you" and an argument ensued. Suspect took a fighting stance w/a closed fist and punched towards victim's head but contacting with victim's shoulder. Victim attempted to defend himself and tried to push suspect away. Suspect then grabbed a plastic water bottle and threw it at victim hitting victim's face. Victim picked up the water bottle and threw it back at suspect. Suspect exited the bus and fled.</p> <p>NO INJURIES. Victim declined medical treatment. NO ARREST.</p>	M/B 25 YOA	Yes Yes	Yes

DATE & TIME	BUS / RAIL# LOCATION	NARRATIVE	SUSP INFO	TRANSIENT AND / OR MENTALLY DISABLED	BARRIER UTILIZED
05/24/23 @ 1715 HRS	Topanga Canyon & Erwin Bus Line # 150 Bus # 4196	<p>Suspect entered bus, bypassed the fare machine and proceeded to walk to the back of the bus. Victim advised suspect to exit bus. Victim exited bus and made a phone call. Suspect exited bus and confronted victim and an argument ensued. Suspect then produced an unknown sharp object and victim picked up a rock to defend himself. Suspect approached victim and stabbed victim's chest and stomach area multiple times. Victim entered bus, closed the bus door and collapsed on the bus floor.</p> <p>INJURIES: Victim was transported to Northridge Hospital and treated for stab wounds. Victim was placed in critical condition after surgery. SUSPECT ARRESTED 05/25/23.</p>	M/W 17 YOA	No No	No



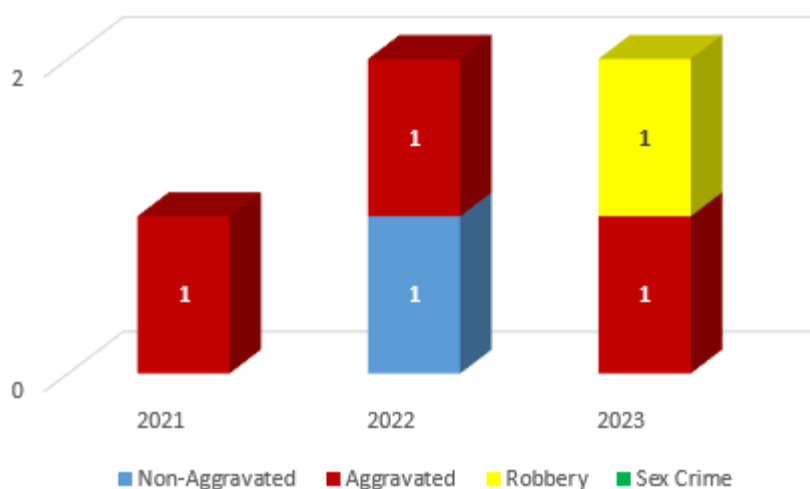
Monthly Bus/Rail Operator Assault Report



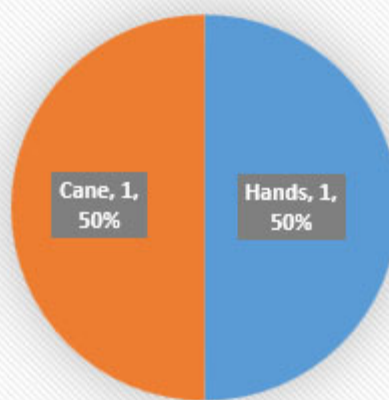
May 2023

May Bus/Rail Operator Assaults

May 2021 - 2023 Assaults



May 2023
Method of Assault



In May, there was one aggravated assault, and 1 robbery with an arrest.

Date	Time	Line	Bus #	Narrative	Barrier
5/27/2023	10:00	18	6097	East LA 5/27 1017hrs Sus MH/25yrs arrested for robbing bus op of his watch	Yes
5/28/2023	16:50	C Line	N/A	Redondo Beach 5/28 1650hrs Sus MB/60s hit rail op on the arm with a cane for no reason	N/A (o)

*B (NU): Barrier installed, not used; N/A (o): Not applicable, assault occurred outside of barrier



System Security & Law Enforcement

Attachment E

Sexual Crime / Harassment Calls for Service May 2023

Calls related to sexual harassment are routed through Metro Transit Security Operations Center, which then transfers the caller to a free 24/7 hotline — Center for the Pacific Asian Family Inc., and Sister Family Services — that can provide more directed counseling. Between May 1st and May 31st, Metro Transit Security, LAPD, LASD, and LBPD received nine (9) incidents and referred all victims of sexual harassment to the above free hotlines except for one that was gone on arrival.

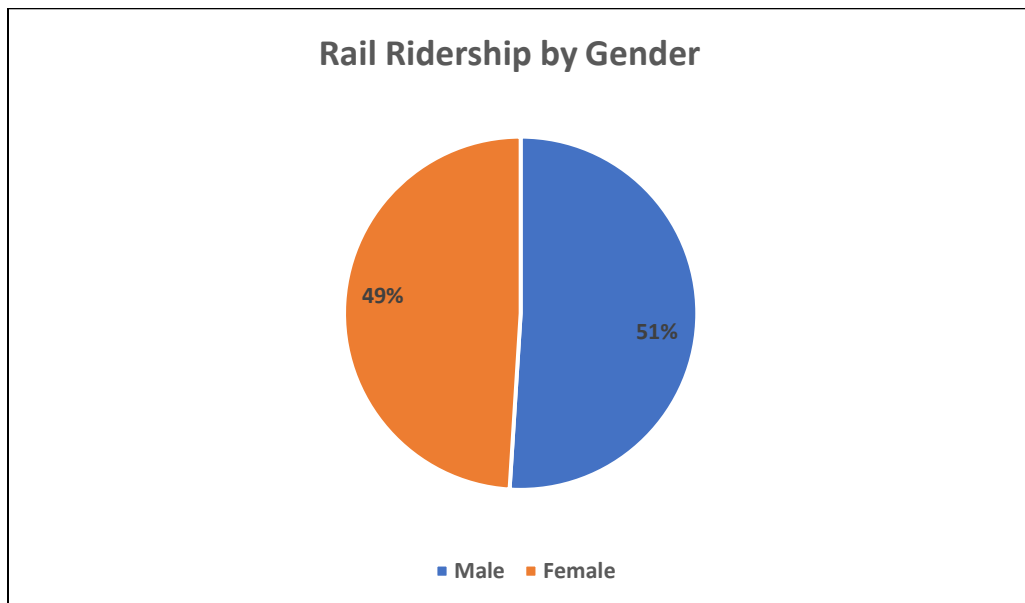
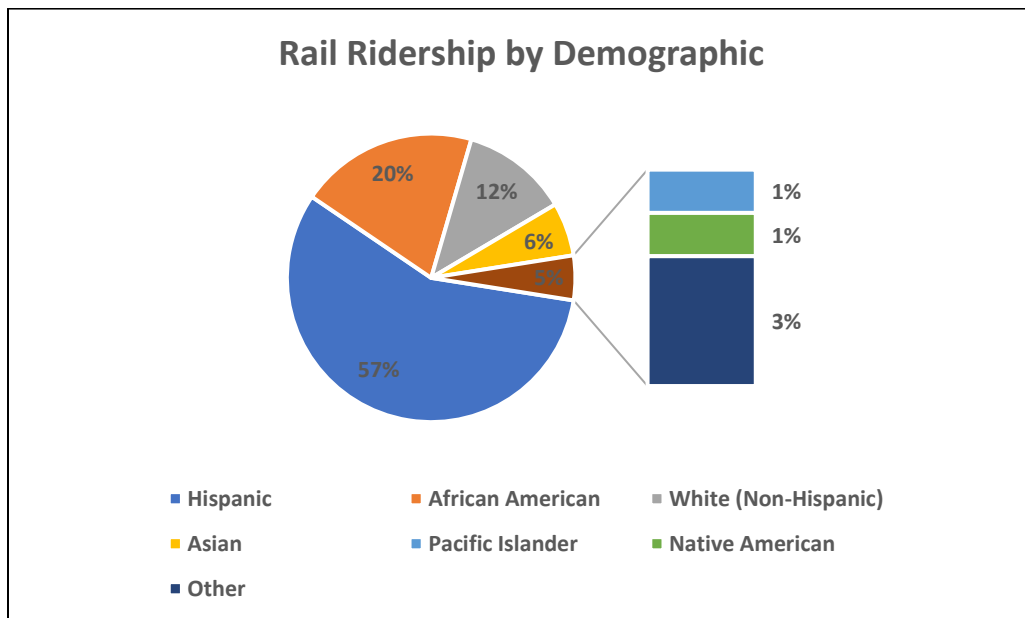
May 2023 Incident Type & Totals					
	LAPD	LASD	LBPD	MTS	SSLE
Sexual Harassment	0	0	0	0	0
Sexual Battery	7	1	0	0	8
Lewd Conduct	1	0	0	0	1
Indecent Exposure	0	0	0	0	0
TOTAL	8	1	0	0	9

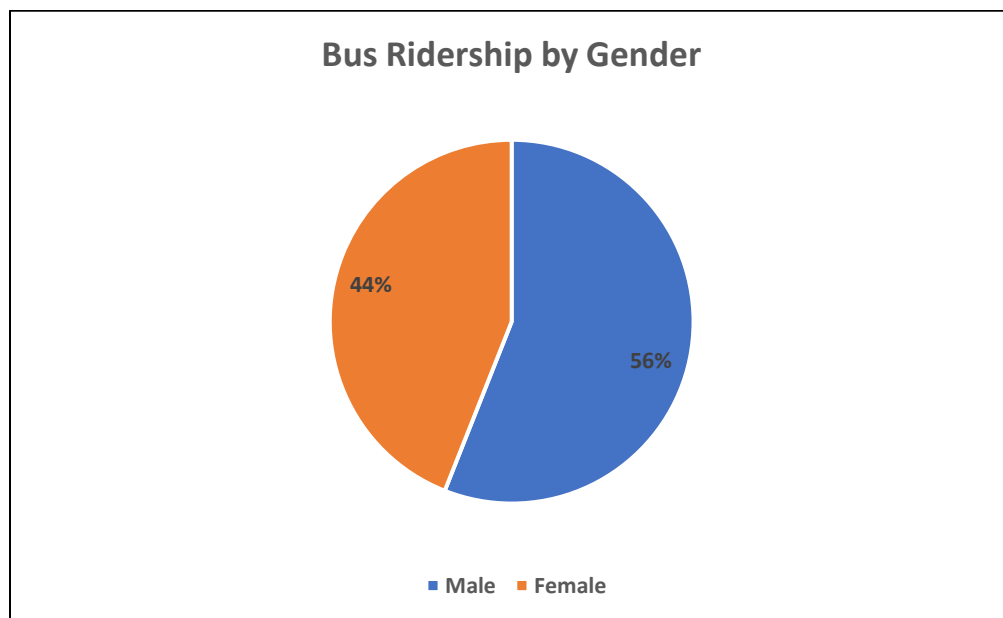
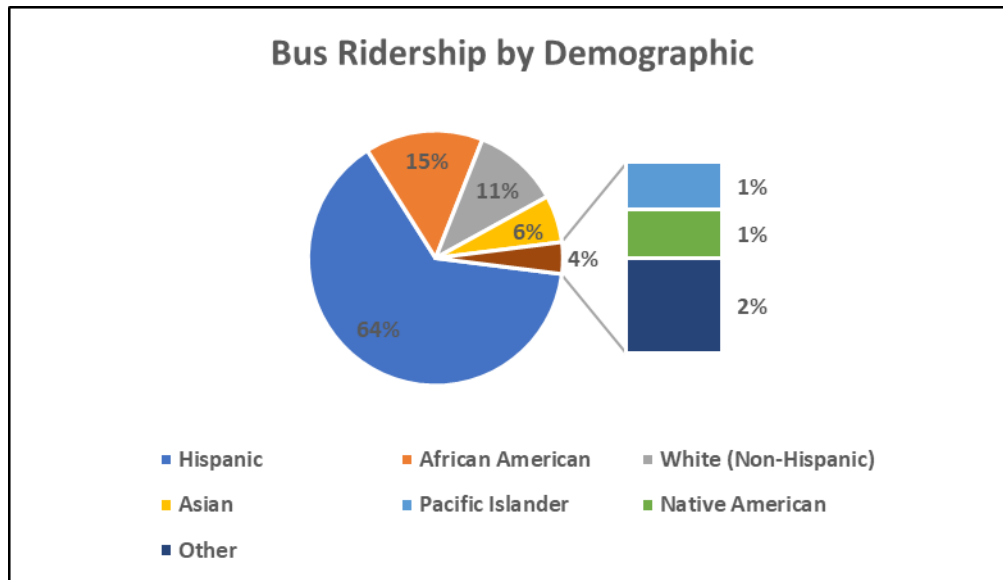
Counseling Information Provided	
	May 2023
YES	8
NO- If no, why?	1
Gone On Arrival	1
Did Not Have Info	0
Telephonic Report	0
Not Offered	0
Refused	0
Officer Witnessed Incident	0
TOTAL	9

Metro's Safety, Security and Law Enforcement (SSLE) Division was asked to provide an analysis of the arrests, citations, and warnings over the past two years. The following provides a summary of the findings and recent trends.

METRO RIDERSHIP DEMOGRAPHICS

Metro's 2022 Rider Survey provided updated information on demographics and below are the results.





SSLE monitors and analyzes demographic trends on a weekly and monthly basis it relates to the issuance of citations, warnings, and arrests, with the objective of ensuring that Metro TSO's and law enforcement services are being executed without bias. SSLE holds weekly engagements with law enforcement at both the officer and executive level to discuss arrest and citation trends and ensures all staff adhere to the new Metro Bias Free Policing policy and attend implicit bias and de-escalation training. To date, SSLE has not identified an instance of bias in the issuance of citations and warnings by Transit Security Officers or in arrests conducted by law enforcement.

METRO TRANSIT SECURITY CITATIONS/WARNINGS

A review of citation data between 07/01/2021-05/31/2023 shows that Metro Transit Security issued 3,422 citations and 2,768 warnings over the past 23 months. Metro Transit Security Officers are the only security resource who can issue citations/warnings to enforce Metro's Code of Conduct Policies.

METRO CODE OF CONDUCT

In March 2023, Metro refreshed the Code of Conduct to reflect the core components of the Public Safety Values Statements which have been adopted by the Metro Board, including:

- Implementing a Human-Centered Approach
- Emphasizing Compassion and a Culture of Care
- Recognizing Diversity
- Acknowledging Context; and
- Committing to Openness and Accountability

The language was also updated to be clearer and more concise and rephrases requirements where possible in positive language. Moreover, the updated Code does not include matters that are better addressed by the penal code and removes language that could be construed as targeting specific communities. The updates aligned with Metro's Reimagined Public Safety Framework and promote a shared stewardship of the system and clear expectations of riders, while also achieving a more humane and equity-driven approach to enforcement efforts.

CITATION/WARNING DEMOGRAPHICS

From July 1, 2021, until June 30, 2022 (FY 22) – A review of systemwide citation and warnings during FY 22 showed that African Americans received 41%, Hispanics received 35%, and Whites received 17%, with the remaining 7% divided amongst other groups.

Transit Citations 07/01/2021 - 06/30/2022	American Indian or Alaskan Native		Asian or Pacific Islander		African American		Hispanic		Other		Unknown		White		Total
	Female	Male	Female	Male	Female	Male	Female	Male	Female	Male	Female	Male	Female	Male	
Ticket	0	1	4	20	66	477	54	441	4	40	3	13	36	255	1414
Warning	0	5	6	21	57	395	42	297	5	30	0	8	22	108	996
Total	6		51		995		834		79		24		421		2410

From July 1, 2022, until May 31, 2023 (FY23), - A review of systemwide citation and warnings during FY 23 showed that African Americans received 38%, Hispanics received 36%, and Whites received 19%, with the remaining 7% divided amongst other groups

Transit Citation+A1:P5s 07/01/2022 - 05/31/2023	American Indian or Alaskan Native		Asian or Pacific Islander		African American		Hispanic		Other		Unknown		White		Total
	Female	Male	Female	Male	Female	Male	Female	Male	Female	Male	Female	Male	Female	Male	
Ticket	0	4	7	20	81	643	68	656	9	59	2	33	55	371	2008
Warning	1	4	7	42	96	604	90	561	11	37	3	11	47	258	1772
Total	9		76		1424		1375		116		49		731		3780

In total, the two year period showed that African American's received 39%, Hispanics received 36%, and Whites received 19%, with the remaining 6% divided amongst other groups.

Transit Citations 07/01/2021 - 05/31/2023	American Indian or Alaskan Native		Asian or Pacific Islander		African American		Hispanic		Other		Unknown		White		Total
	Female	Male	Female	Male	Female	Male	Female	Male	Female	Male	Female	Male	Female	Male	
Tickets	0	5	11	40	147	1120	122	1097	13	99	5	46	91	626	3422
Warnings	1	9	13	63	153	999	132	858	16	67	3	19	69	366	2768
Total	15		127		2419		2209		195		73		1152		6190

CITATION/WARNING TRENDS

The top three issuance of citations/warnings were for fare evasion, boarding without proof, and eating, drinking, and smoking. The recent security campaigns (Respect the Ride, Drug Free Campaign, Supplemental Deployment) reflected an emphasis on discouraging illicit activity on the system and the use of the system not for the purposes of transit (for instance, loitering, sheltering on the system, drug use on platforms).

2022 - 2023	Jun	Jul	Aug	Sep	Oct	Nov	Dec	Jan	Feb	Mar	Apr	May	Grand Total
Ticket													
6-05-230.A Fare Evasion	120	127	261	96	37	115	62	27	44	43	92	43	1067
6-05-230.C.1 Boarding Without Proof	136	170	201	53	21	101	62	19	29	32	96	50	970
6-05-230.C.10 Bypassing Fare Gates			1										1
Subtotal	256	297	463	149	58	216	124	46	73	75	188	93	2038
Warning													
6-05-230.A Fare Evasion	111	106	185	182	110	199	128	47	58	25	67	102	1320
6-05-230.C.1 Boarding Without Proof	50	71	114	36	20	42	27	14	19	20	59	80	552
6-05-230.C.10 Bypassing Fare Gates	3		2										5
6-05-230.C.2 Duplicating Fare media								1		1			2
Subtotal	164	177	301	218	130	241	155	62	77	46	126	182	1879
Grand Total	420	474	764	367	188	457	279	108	150	121	314	275	3917

3,917 of the 6,190 citations/warnings, or 63%, were given for violations related to Fare Evasion and Boarding Without Proof. The increase in citations from June 2022 to August 2022 were a result of the Respect the Ride program, which Citations and Warnings conducted during the Respect the Ride campaign, which focused Code of Conduct enforcement on the Red/Purple Lines and on the bus system. In April and May the increases were attributed to the Drug Free Campaign and Supplemental Deployments which increased Transit Security Resources on the Red/Purple Lines, 7th& Metro, and Union Station.

As a result, 4,892 (79%) of 6,190 total citations/warnings were issued on the following Red/Purple line stations: 7th& Metro, Westlake Macarthur, North Hollywood, Pershing Square, and Union Station. These locations were identified as hot spots for illicit activity and code of conduct violations, and thus, became the focus locations of the Respect the Ride, Drug-Free Campaign, and the Supplemental Deployment strategy. The following should be noted:

- 4 of the 5 stations are above-mentioned locations are terminus stations and therefore have increased activity, foot traffic, and ridership.

- b) There was a 57% increase in citations after the Respect the Ride campaign rolled out in April 2022 on the Red/Purple Line.
- c) There were two additional separate spikes in February 2023 (38% increase from Jan) and April 2023 (159% increase from March) due to the Drug Free Campaign and Supplemental rollouts at these locations.

LAW ENFORCEMENT ARRESTS

A review of arrest data between 07/01/2021-05/31/2023 shows that law enforcement on Metro arrested 5,745 individuals. 1,863 individuals were arrested on buses and 3,882 individuals on rail. Arrests range from aggravated assaults and battery towards patrons and operators to trespassing and narcotics violations.

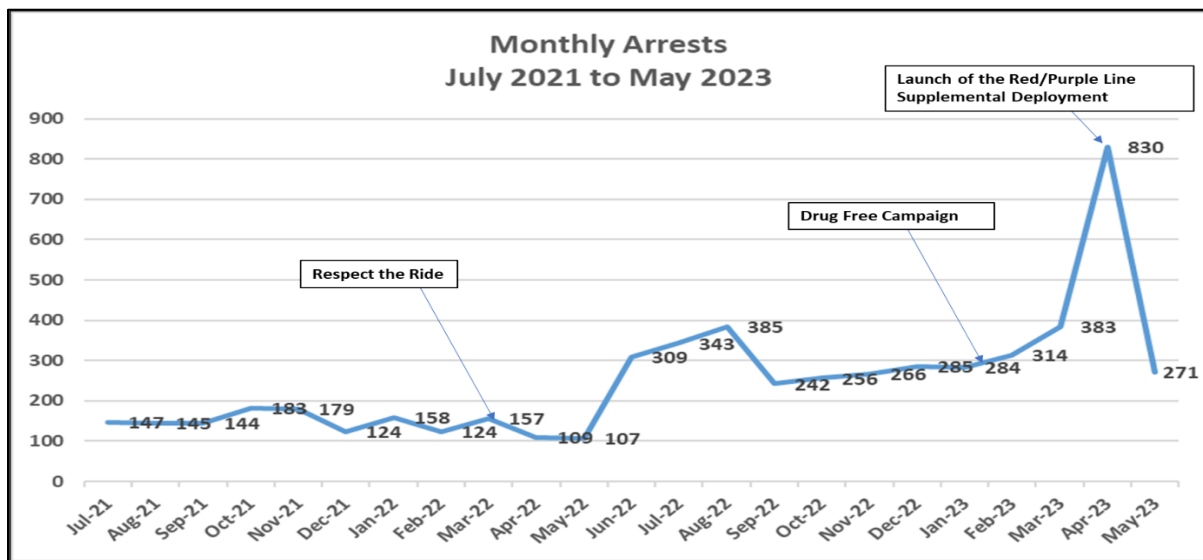
ARREST DEMOGRAPHICS

The below charts detail the arrest demographics for FY 22 and FY 23 through May 31, 2023. For FY22, the arrest demographics were 45% Hispanic, 39% African American and 15% White. By comparison, in FY 23 the arrest demographics were 41% Hispanic, 39% African American, and 18% White.

Arrests 07/01/20+B2:W1321 - 06/30/2022	American Indian or Alaskan Native		Asian or Pacific Islander		African American				Hispanic					Middle Eastern		Other		White		Total
	Female	Male	Female	Male	Female	Male	Trans Female	Trans Male	Non-Conforming	Female	Male	Trans Female	Trans Male	Non-Conforming	Female	Male	Female	Male	Female	Male
Arrests	0	0	0	0	118	610	0	0	0	110	731	0	0	0	0	0	6	24	59	228
Total	0		0		728					841					0		30		287	
% Share	0.00%		0.00%		38.60%					44.59%					0.00%		1.59%		15.22%	

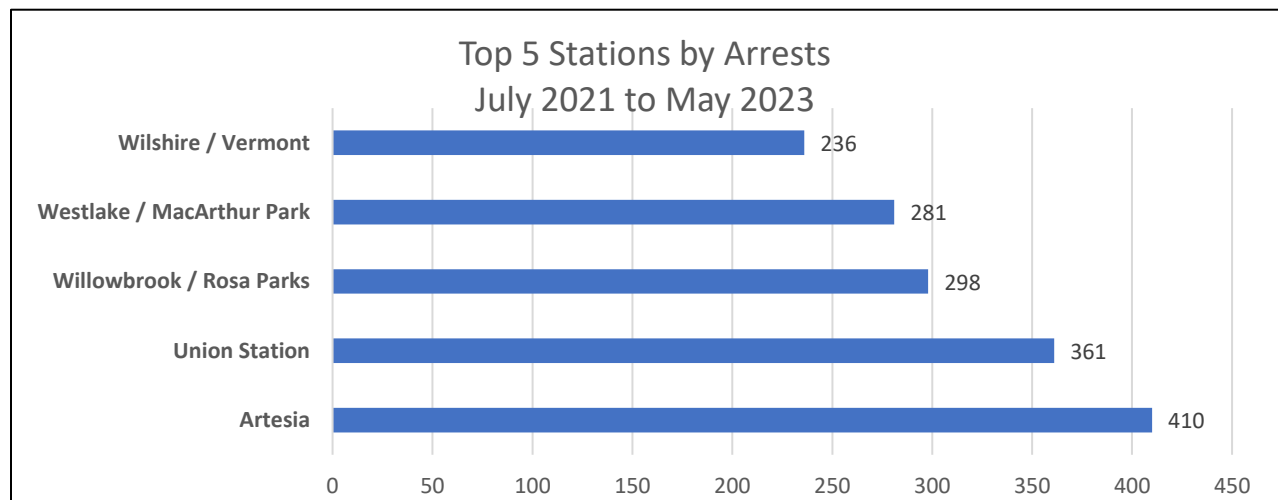
Arrests 07/01/2022 - 05/31/2023	American Indian or Alaskan Native		Asian or Pacific Islander		African American				Hispanic					Middle Eastern		Other		White		Total
	Female	Male	Female	Male	Female	Male	Trans Female	Trans Male	Non-Conforming	Female	Male	Trans Female	Trans Male	Non-Conforming	Female	Male	Female	Male	Female	Male
Arrests	0	1	0	24	225	1,258	3	2	1	213	1,372	2	1	1	0	9	13	40	151	543
Total	1		24		1,489					1,589					9		53		694	
% Share	0.03%		0.62%		38.59%					41.18%					0.23%		1.37%		17.98%	

ARREST TRENDS



Nearly 4,008 of 5,474 arrests, or 73.2%, occurred since July 2022, and correspond with the launch of Respect the Ride (April 2022), increased deployment of bus riding teams, the launch of the Drug Free Campaign (February 2023) and the initiation of Supplemental Deployment services (April 2023).

A review of arrest data showed alignment with stations identified as hot spots for code of conduct violations and illicit activity. The following chart details the top 5 stations with the highest number of arrests during the review period.



Artesia had crime spikes in calendar year 2021 which tapered off in 2022 and 2023 respectively which is why it leads all stations in crime numbers. The Willowbrook/Rosa Parks station has been identified as a consistent hotspot for illicit activity by LASD. Westlake / MacArthur Park has been the hub for criminal activity along the Red Line and SSLE has worked in collaboration with several LAPD entities, including Rampart Division, Gang and Narcotics Division Abatement Detail, Narcotics K-9, Commercial Crimes Unit and Geographic Narcotics Enforcement Details to coordinate deployment and interventions in this area.

NARCOTICS ARRESTS

SSLE was asked to provide a breakdown of narcotics seized during arrests on the system between April 1, 2022, and March 31, 2023. The below chart show that methamphetamine accounted for 67% of narcotic seized on the system during this period, followed by cocaine and fentanyl at 14% and 5% respectively.

Narcotics Arrests 04/01/2022 - 03/31/2023	
Type of Narcotic	Total
Methamphetamine	234
Cocaine	48
Fentanyl	17
Marijuana	16
Poss of Narco Paraphernalia	8
Under Influence / Non Poss	6
Heroin	5
Phencyclidine (PCP)	5
Prescription Drug	2
Xanax	2
Unkn Narco w / Gun	1
Bring (unkn) Narco to Jail	1
Nitrous Oxide	1
Oxycodone	1
Unknown Stimulant	1
Vicodin	1
Total	349



SYSTEM SECURITY & LAW ENFORCEMENT

Arrests 07/01/2022 - 05/31/2023	American Indian or Alaskan Native		Asian or Pacific Islander		African American					Hispanic					Middle Eastern		Other		White		Total
	Female	Male	Female	Male	Female	Male	Trans Female	Trans Male	Non-Conforming	Female	Male	Trans Female	Trans Male	Non-Conforming	Female	Male	Female	Male	Female	Male	
Arrests	0	1	0	24	225	1,258	3	2	1	213	1,372	2	1	1	0	9	13	40	151	543	3,859
Total	1		24		1,489					1,589					9		53		694		3,859
% Share	0.03%		0.62%		38.59%					41.18%					0.23%		1.37%		17.98%		100.00%

Arrests 07/01/2022 - 05/31/2023	American Indian or Alaskan Native		Asian or Pacific Islander		African American					Hispanic					Middle Eastern		Other		White		Total
	Female	Male	Female	Male	Female	Male	Trans Female	Trans Male	Non-Conforming	Female	Male	Trans Female	Trans Male	Non-Conforming	Female	Male	Female	Male	Female	Male	
Bus	0	1	0	2	71	303	1	0	0	85	540	0	0	0	0	2	4	19	41	142	1,211
Rail	0	0	0	21	131	882	2	2	1	118	779	0	1	1	0	7	9	20	102	388	2,464
Union Station	0	0	0	1	23	73	0	0	0	10	53	2	0	0	0	0	0	1	8	13	184
Total	1		24		1,489					1,589					9		53		694		3,859
% Share	0.03%		0.62%		38.59%					41.18%					0.23%		1.37%		17.98%		100.00%

Arrests 07/01/2022 - 05/31/2023	American Indian or Alaskan Native		Asian or Pacific Islander		African American					Hispanic					Middle Eastern		Other		White		Total
	Female	Male	Female	Male	Female	Male	Trans Female	Trans Male	Non-Conforming	Female	Male	Trans Female	Trans Male	Non-Conforming	Female	Male	Female	Male	Female	Male	
A Line (Blue)	0	0	0	2	29	171	0	0	0	31	198	0	0	0	0	0	3	8	16	45	503
B Line (Red)	0	0	0	17	48	418	2	2	1	36	266	0	1	1	0	6	3	3	26	168	998
C Line (Green)	0	0	0	0	21	82	0	0	0	8	119	0	0	0	0	0	1	1	7	24	263
D Line (Purple)	0	0	0	0	1	6	0	0	0	0	5	0	0	0	0	0	0	0	2	1	15
E Line (Expo)	0	0	0	2	10	40	0	0	0	5	31	0	0	0	0	1	0	0	3	26	118
G Line (Orange)	0	1	0	0	5	13	0	0	0	3	20	0	0	0	0	0	0	1	0	11	54
J Line (Silver)	0	0	0	0	0	4	0	0	0	1	7	0	0	0	0	0	0	1	0	0	13
K Line	0	0	0	0	1	9	0	0	0	0	6	0	0	0	0	0	0	1	3	5	25
L Line (Gold)	0	0	0	0	21	156	0	0	0	38	154	0	0	0	0	0	2	7	45	119	542
Union Station	0	0	0	1	23	73	0	0	0	10	53	2	0	0	0	0	0	1	8	13	184
Bus	0	0	0	2	66	286	1	0	0	81	513	0	0	0	0	2	4	17	41	131	1,144
Total	1		24		1,489					1,589					9		53		694		3,859
% Share	0.03%		0.62%		38.59%					41.18%					0.23%		1.37%		17.98%		100.00%



SYSTEM SECURITY & LAW ENFORCEMENT

Arrests 07/01/2021 - 06/30/2022	American Indian or Alaskan Native		Asian or Pacific Islander		African American					Hispanic					Middle Eastern		Other		White		Total
	Female	Male	Female	Male	Female	Male	Trans Female	Trans Male	Non-Conforming	Female	Male	Trans Female	Trans Male	Non-Conforming	Female	Male	Female	Male	Female	Male	
Arrests	0	0	0	0	118	610	0	0	0	110	731	0	0	0	0	0	6	24	59	228	1,886
Total	0		0		728					841					0		30		287		1,886
% Share	0.00%		0.00%		38.60%					44.59%					0.00%		1.59%		15.22%		100.00%

Arrests 07/01/2021 - 06/30/2022	American Indian or Alaskan Native		Asian or Pacific Islander		African American					Hispanic					Middle Eastern		Other		White		Total
	Female	Male	Female	Male	Female	Male	Trans Female	Trans Male	Non-Conforming	Female	Male	Trans Female	Trans Male	Non-Conforming	Female	Male	Female	Male	Female	Male	
Bus	0	0	0	0	48	147	0	0	0	45	294	0	0	0	0	0	2	7	28	81	652
Rail	0	0	0	0	53	397	0	0	0	58	399	0	0	0	0	0	2	13	28	139	1,089
Union Station	0	0	0	0	17	66	0	0	0	7	38	0	0	0	0	0	2	4	3	8	145
Total	0		0		728					841					0		30		287		1,886
% Share	0.00%		0.00%		38.60%					44.59%					0.00%		1.59%		15.22%		100.00%

Arrests 07/01/2021 - 06/30/2022	American Indian or Alaskan Native		Asian or Pacific Islander		African American					Hispanic					Middle Eastern		Other		White		Total
	Female	Male	Female	Male	Female	Male	Trans Female	Trans Male	Non-Conforming	Female	Male	Trans Female	Trans Male	Non-Conforming	Female	Male	Female	Male	Female	Male	
A Line (Blue)	0	0	0	0	23	151	0	0	0	33	213	0	0	0	0	0	1	2	12	62	497
B Line (Red)	0	0	0	0	13	109	0	0	0	6	36	0	0	0	0	0	0	2	2	20	188
C Line (Green)	0	0	0	0	4	45	0	0	0	6	54	0	0	0	0	0	0	3	5	5	122
D Line (Purple)	0	0	0	0	1	1	0	0	0	1	3	0	0	0	0	0	0	1	0	0	7
E Line (Expo)	0	0	0	0	0	14	0	0	0	3	6	0	0	0	0	0	0	0	0	7	30
G Line (Orange)	0	0	0	0	1	26	0	0	0	0	18	0	0	0	0	0	0	1	0	4	50
J Line (Silver)	0	0	0	0	0	3	0	0	0	0	7	0	0	0	0	0	0	1	0	1	12
K Line	0	0	0	0	0	0	0	0	0	3	10	0	0	0	0	0	0	0	0	3	16
L Line (Gold)	0	0	0	0	11	56	0	0	0	9	76	0	0	0	0	0	1	5	9	42	209
Union Station	0	0	0	0	17	66	0	0	0	7	38	0	0	0	0	0	2	4	3	8	145
Bus	0	0	0	0	48	139	0	0	0	42	270	0	0	0	0	0	2	5	28	76	610
Total	0		0		728					841					0		30		287		1,886
% Share	0.00%		0.00%		38.60%					44.59%					0.00%		1.59%		15.22%		100.00%

Transit Citation+A1:P5s 07/01/2022 - 05/31/2023	American Indian or Alaskan Native		Asian or Pacific Islander		African American		Hispanic		Other		Unknown		White		Total
	Female	Male	Female	Male	Female	Male	Female	Male	Female	Male	Female	Male	Female	Male	
Ticket	0	4	7	20	81	643	68	656	9	59	2	33	55	371	2008
Warning	1	4	7	42	96	604	90	561	11	37	3	11	47	258	1772
Total	9		76		1424		1375		116		49		731		3780

Transit Citations 07/01/2022 - 05/31/2023	American Indian or Alaskan Native		Asian or Pacific Islander		African American		Hispanic		Other		Unknown		White		Total
	Female	Male	Female	Male	Female	Male	Female	Male	Female	Male	Female	Male	Female	Male	
Ticket															
6-05-040.A Riding Bicycles and Skateboards				1		2		2					3		8
6-05-040.C Prohibited Bicycle								1							1
6-05-050.E Preventing Door from Closing						1									1
6-05-050.H Willfully Interfere						1							1		2
6-05-100.A Spitting				1				1							2
6-05-100.C Urinate or Defecate				3	7	17	3	2		1			1	3	37
6-05-110.D Throwing Object						1									1
6-05-100.J Feet/Shoes on Furniture						1									1
6-05-100.K Graffiti						1		1							2
6-05-100.L Littering					2	5		3						4	14
6-05-100.M Injuring Person or Damaging Property								1							1
6-05-110.A Eating Drinking Smoking			1	1	5	29		22		5		1		17	81
6-05-110.C Drinking Alcohol						3		2						1	6
6-05-120.A Loitering				1		11	1	7						5	25
6-05-150.A Disturbing Others by Noise						3							1		4
6-05-150.C Playing Sound Device						2		1							3
6-05-200.C Failure to Obey Signs								1							1
6-05-230.A Fare Evasion		2	3	6	31	291	35	332	5	19	1	11	26	200	962
6-05-230.B Proof of Payment														1	1
6-05-230.C.1 Boarding Without Proof		2	3	7	36	271	29	278	4	34	1	21	27	135	848
6-05-230.C.5 Refusal to Show Proof						2		1						1	4
6-05-230.C.6 Misuse of Fare Media						1									1
6-05-230.C.9 Enter when Excluded						1									1
6-05-230.C.10 Bypassing Fare Gates								1							1
Subtotal	0	4	7	20	81	643	68	656	9	59	2	33	55	371	2008
Warning															
6-05-030.A Animal Control						1									1
6-05-040.A Riding Bicycles and Skateboards						1		2							3
6-05-080.A Abuse or Harrassment				1	1										2
6-05-100.C Urinate or Defecate						1		1					1		3
6-05-110.A Eating Drinking Smoking				1	1	12		14					6		34
6-05-110.E Being Under the Influence						1		1					1		3
6-05-120.A Loitering						2							1	1	4
6-05-160.A Odor					1										1
6-05-190.A.4 Throwing or Kicking an Object													1		1
6-05-190.A.5 Standing, Lying, Climbing on sign, bench...						1									1
6-05-190.A.7 Entering or Crossing Tracks													1		1
6-05-220.B Possession of Weapon													1		1
6-05-230.A Fare Evasion	1	3	4	30	68	436	62	369	5	27	2	7	32	163	1209
6-05-230.C.1 Boarding Without Proof			3	9	25	147	27	173	6	10	1	4	13	84	502
6-05-230.C.2 Duplicating Fare media		1		1											2
6-05-230.C.5 Refusal to Show Proof						1									1
6-05-230.C.7 Misuse of Discount Ticket							1								1
6-05-230.C.10 Bypassing Fare Gates						1		1							2
Subtotal	1	4	7	42	96	604	90	561	11	37	3	11	47	258	1772
Total	9		76		1424		1375		116		49		731		3780

Transit Citations 07/01/2021 - 06/30/2022	American Indian or Alaskan Native		Asian or Pacific Islander		Black		Hispanic		Other		Unknown		White		Total
	Female	Male	Female	Male	Female	Male	Female	Male	Female	Male	Female	Male	Female	Male	
Ticket	0	1	4	20	66	477	54	441	4	40	3	13	36	255	1414
Warning	0	5	6	21	57	395	42	297	5	30	0	8	22	108	996
Total	6		51		995		834		79		24		421		2410

Transit Citations 07/01/2021 - 06/30/2022	American Indian or Alaskan Native		Asian or Pacific Islander		Black		Hispanic		Other		Unknown		White		Total
	Female	Male	Female	Male	Female	Male	Female	Male	Female	Male	Female	Male	Female	Male	
Ticket															
6-05-040.A Riding Bicycles and Skateboards					1	3		8			1		3		16
6-05-040.C Prohibited Bicycle						1									1
6-05-050.B Blocking an Aisle, Elevator, Escalator					1										1
6-05-050.D Obstructing Metro Vehicle						1							1	1	3
6-05-050.E Preventing Door from Closing						1									1
6-05-090.A Sale / Peddling Goods						1									1
6-05-100.A Spitting							1								1
6-05-100.C Urinate or Defecate				3		13		7		2			1	3	29
6-05-100.E Gambling						1									1
6-05-100.H Soliciting Lewd Conduct						1									1
6-05-100.K Graffiti							2							2	4
6-05-100.L Littering					3	10	1	5		1				5	25
6-05-110.A Eating Drinking Smoking					10	48	2	29		3		1	4	30	127
6-05-110.C Drinking Alcohol						2		4						2	8
6-05-120.A Loitering					3	12		11		1			1	4	32
6-05-150.A Disturbing Others by Noise					2	1								2	5
6-05-150.C Playing Sound Device						13	1	2						1	17
6-05-200.C Failure to Obey Signs				1		2			1						4
6-05-230.A Fare Evasion		1	3	7	24	210	22	200	2	15		8	17	117	626
6-05-230.B Proof of Payment						3								2	5
6-05-230.C.1 Boarding Without Proof			1	9	21	152	28	170	1	18	3	3	12	81	499
6-05-230.C.3 Invalid Currency								1							1
6-05-230.C.5 Refusal to Show Proof														1	1
6-05-230.C.10 Bypassing Fare Gates					1	2		1						1	5
Subtotal	0	1	4	20	66	477	54	441	4	40	3	13	36	255	1414
Warning															
6-05-030.A Animal Control													1		1
6-05-040.A Riding Bicycles and Skateboards					1			2							3
6-05-050.E Preventing Door from Closing						1									1
6-05-070.A Large Carts and Strollers						2		1					1		4
6-05-070.C Improper Use of Cart														1	1
6-05-080.A Abuse or Harrassment						1			2					1	4
6-05-100.A Spitting						1									1
6-05-100.C Urinate or Defecate				1	1	12	1	3							18
6-05-100.G Incite Violence								1							1
6-05-100.K Graffiti						1								1	2
6-05-100.L Littering											1				1
6-05-110.A Eating Drinking Smoking		2		2		22		15		2				8	51
6-05-110.C Drinking Alcohol								4							4
6-05-110.D Throw Object At Persons or Metro property						1		1							2
6-05-110.E Being Under the Influence						2		1							3
6-05-120.A Loitering				1		2		4		1					8
6-05-150.C Playing Sound Device						1		1					1		3
6-05-160.A Odor														1	1
6-05-190.A.4 Throwing or Kicking an Object				2	1	8		4		1			1	2	19
6-05-190.A.6 Unsafe Conduct						2									2
6-05-200.C Failure to Obey Signs						2				1					3
6-05-230.A Fare Evasion		1	6	8	36	233	24	178	3	15		5	10	61	580
6-05-230.B Proof of Payment						4									4
6-05-230.C.1 Boarding Without Proof		2		7	17	92	17	78	1	8		2	9	32	265
6-05-230.C.4 false Representation						1		1	1						3
6-05-230.C.9 Enter when Excluded								1							1
6-05-230.C.10 Bypassing Fare Gates					1	7		2							10
Subtotal	0	5	6	21	57	395	42	297	5	30	0	8	22	108	996
Total	0	6	51		995		834		79		24		421		2410

Monthly Public Safety Update

Gina Osborn
Chief Safety Officer

Deployment Campaigns: May Updates

Drug-Free Metro Campaign

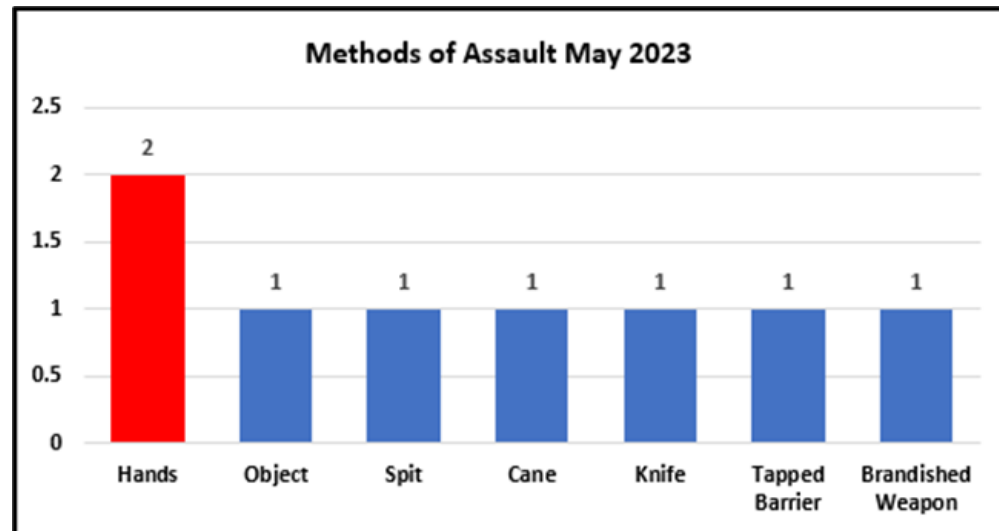
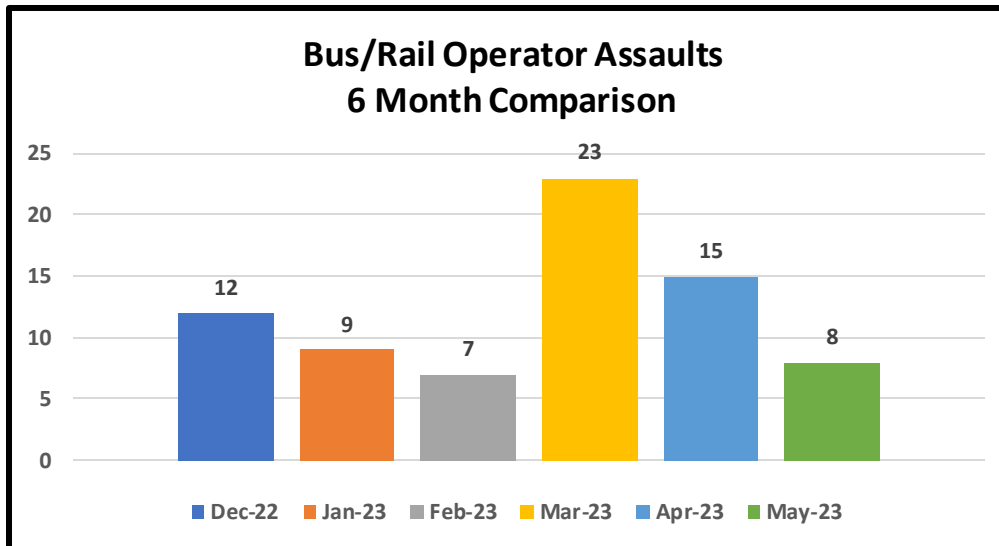
- 514 citations and 386 warnings issued by Metro Transit Security.
- 330 drug related arrests by law enforcement.
- A reduction of Customer Call Center complaints by 32%.
- Transit Watch App reporting on drug issues decreased by 12% during the month of May.

B/D (Red/Purple) Line Supplemental Deployment

The first full month of the supplemental deployment resulted in the following activities, which are tracked separately from the Drug-Free Metro Campaign:

- Citations: 386
- Warnings: 661
- Arrests: 234
- Ejections: 8,427
- Law Enforcement Homeless Outreach Teams
 - Outreach: 979 individuals
 - Acceptance of services: 573 individuals

May 2023 Operator Assaults



- Bus/Rail **operator assaults decreased from 15 in April 2023 to 8 in May 2023**
- Assault with hands was the top method of assault
- No reason, disorderly conduct, and fare issues were the top reasons for incidents

Top Reasons for Assault May2023	
Reason	Count
No Reason	3
Disorderly	2
Fare	2
Demand Stop	1
Grand Total	8

May Public Safety Trends and Statistics

- As a result of the increased security posture and multi-layered approach, overall crime decreased on the rail system by 53% (268 vs 572) while the bus system experienced a 13% reduction (87 vs 100).
- Crimes Against Persons decreased systemwide by 32% when compared to April 2023. The most notable decrease was in aggravated assaults, which fell by 50% systemwide (23 incidents in May) when compared to April and March 2023 (46 and 48 incidents respectively).
- The long-term success of the Drug-Free Campaign and Supplemental Deployment efforts were demonstrated by a reduction of narcotics, trespassing, and weapons related arrests systemwide, particularly on the rail system.
- Systemwide narcotics arrests decreased by 57% (26 vs 61) when compared to April 2023.
- The 68% decrease in trespassing arrests (123 vs 389) affirmed that Metro's approach has been effective at creating a non-permissive environment for loitering, sheltering, and illicit activity on the system.

Metro Ambassadors Update

SUPPORT

Metro Ambassadors continue to support riders, connect riders to resources, and report incidents or maintenance needs. They were deployed on the A Line, B Line, C Line, D Line, K Line, J Line (Silver), and the former L Line. As well as bus lines 210, 40, 20, and 720.

Faregate compliance pilot: As of 5/19/2023, there are three Metro Ambassador teams per shift deployed at the Westlake MacArthur Park Station supporting customers as part of this pilot.

May 2023 training update: 51 trainees successfully graduated from training.

Additional Metro Ambassadors have been hired and trained to be deployed on the new **Regional Connector stations** to include (9) Metro Ambassador teams per shift, with coverage at station platforms and elevator concourse areas.

CONNECT

Conducted **60,972** customer interactions

REPORT

- 1,337 cleanliness issues
- 298 elevator and escalator problems
- 355 graffiti incidents
- 200 safety issues

Narcan Incidents: Since they were certified and equipped to carry and administer Narcan starting on 4/17/23, and up to 5/31/2023, Metro Ambassadors have reported five Narcan incidents to date:

- 4/20/2023 - North Hollywood Station
- 4/21/2023 - Hollywood / Vine Station
- 5/11/2023 – Westlake/MacArthur Park Station
- 5/19/2023 – Westlake/MacArthur Park Station
- 5/27/2023 – Westlake/MacArthur Park Station