



Board Report

File #: 2023-0461, **File Type:** Oral Report / Presentation

Agenda Number: 33.

REGULAR BOARD MEETING JULY 27, 2023

SUBJECT: ORAL REPORT ON STATUS UPDATE OF METRO'S VEHICLE MILES TRAVELED MITIGATION PROGRAM

ACTION: RECEIVE ORAL REPORT

RECOMMENDATION

RECEIVE oral report on status update of Metro's Vehicle Miles Traveled (VMT) Mitigation Program.

EQUITY PLATFORM

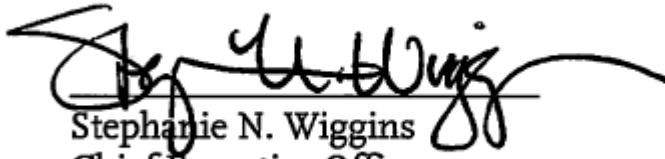
Staff has worked closely with the Metro Office of Equity and Race (OER) from the inception of the VMT Mitigation Program to understand and address the equity implications. This critical analysis has been conducted using OER's pilot Equity Planning and Evaluation Tool (EPET) as the guide. Staff seeks to balance the economic, access, and mobility benefits of increased VMT with the intended Program outcome of reducing VMT burdens, including emission of air pollution, collisions, and a built environment that can feel hostile for people traveling by non-auto modes.

Staff has also prioritized the inclusion of a diverse set of stakeholders, including the Metro Office of Sustainability, through the active involvement of both a Project Development Team (PDT), working on the technical methodologies, and the Policy Working Group (PWG), informing the development of mitigation options and the framework structure, with both guiding the Program development.

A report on our findings will be included in the September Receive and File report to the Board.

Prepared by: Julio Perucho, Manager, Transportation Planning, Countywide Planning and Development, (213) 922-4387
Paul Backstrom, Senior Manager, Transportation Planning, Countywide Planning and Development, (213) 922-2183
Avital Barnea, Senior Executive Officer, Countywide Planning and Development, (213) 547-4317
Ray Sosa, Deputy Chief Planning Officer, (213) 547-4247

Reviewed by: James de la Loza, Chief Planning Officer, (213) 922-2920



Stephanie N. Wiggins
Chief Executive Officer



We're working on greater mobility options.

STATUS UPDATE ON VMT MITIGATION PROGRAM

JULY 2023



Background

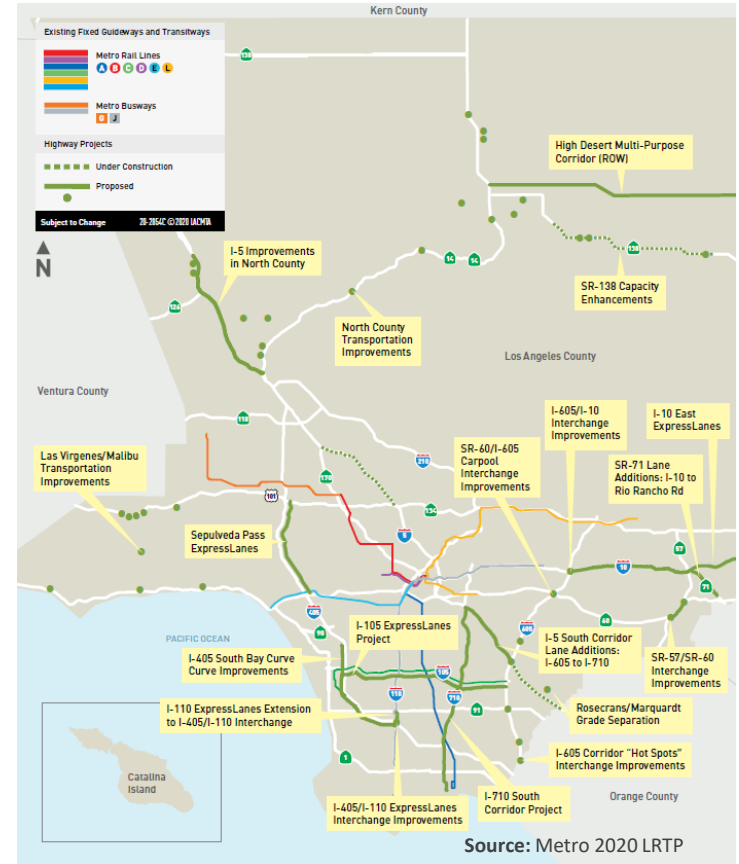
Metro VMT Mitigation Program will be consistent with:

Vehicle Miles Traveled (VMT) Mitigation Policies

- SB 743
- CEQA

Board Directives

- **2021:** Modernizing the Highway Program
- **2022:** Objectives for Multimodal Highway Investment



Board-Approved Long Range Transportation Plan

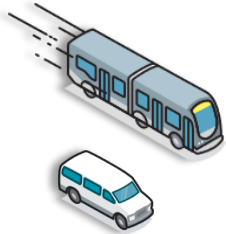
> Projects that may be subject to VMT mitigation

HIGHWAY PROJECT/PROGRAM/PLANS	\$ IN MILLIONS	ESTIMATED OPEN YEAR
Highway Operational Improvements in Las Virgenes/Malibu Subregion	175	2026
Sepulveda Pass Transit Corridor (Phase 1 – ExpressLanes)	311	2026
I-10 ExpressLanes from I-605 to LA/San Bernardino Line	197	2028
SR-138 Capacity Enhancements	200	2028
I-605 Corridor "Hot Spots" Interchange Improvements	2,639	2030
Highway Operational Improvements in Arroyo Verdugo subregion	170	2030
I-405, I-110, I-105 and SR-91 Ramp and Interchange Improvements (South Bay)	1,413	2039
I-710 South Corridor Project (Phase 1)	5,697	2040
I-710 South Corridor Project (Phase 2)	1,512	2041
I-5 Corridor Improvements (I-605 to I-710)	2,036	2042
I-405/I-110 Int. HOV Connect Ramps & Interchange Improvements	504	2044
I-110 ExpressLanes Ext South to I-405/I-110 Interchange	599	2046
I-605/I-10 Interchange	1,287	2047
SR 60/I-605 Interchange HOV Direct Connectors	1,055	2047
I-405 South Bay Curve Improvements	883	2047
SR-710 North Corridor Mobility Improvement Projects	1,086	Varies
Total	19,764	--



Potential Mitigation Strategies

Transit & Vanpool



Operational: More service hours, better service coverage
Programmatic: Fare subsidies, TDM programs, expansion of vanpool and shuttle programs
Capital: Bus-only lanes, bus stop improvements, more rail or bus vehicles

Active Transportation



Programmatic: Bikeshare and scooter-share membership subsidies, e-bike purchase subsidies
Capital: Active transportation corridors, first/last mile improvements



Land Use: Affordable housing; transit-oriented housing; transit-oriented mixed-use neighborhoods

Land Use



Pricing: Corridor/cordon pricing, VMT tax, parking pricing

Pricing


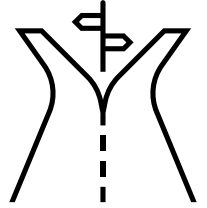
Mitigation Cost Implications on Projects

Mitigation costs will vary depending on:

- How the amount of induced VMT is calculated
- Which mitigation strategies are selected
- How project scopes are augmented accordingly

Methods to forecast induced VMT:

- California Induced Travel Calculator
- Metro's VMT Mitigation Program



Upcoming Schedule

WE
ARE
HERE

July 2023

General VMT mitigation briefing to Metro Board

August 2023

Continued collaboration with VMT Project Development Team and Policy Working Group and through project completion

September 2023

Return to Board in September with detailed Receive and File Report

Spring 2024

Adoption of VMT Mitigation Program by Metro Board anticipated in Spring 2024



ONGOING PUBLIC PARTICIPATION