



Board Report

File #: 2023-0607, **File Type:** Informational Report

Agenda Number: 42.

**OPERATIONS, SAFETY, AND CUSTOMER EXPERIENCE COMMITTEE
OCTOBER 19, 2023**

SUBJECT: MONTHLY UPDATE ON PUBLIC SAFETY

ACTION: RECEIVE AND FILE

RECOMMENDATION

RECEIVE AND FILE the monthly Public Safety Report.

ISSUE

Metro is committed to providing outstanding trip experiences for all users of the transportation system. In furtherance of the Vision 2028 Plan, Metro is implementing a multi-faceted plan to improve safety and the perceptions of safety for both riders and employees. The following summarizes current initiatives aimed at accomplishing this objective and recent public safety trends.

BACKGROUND

At its February 2022 meeting, the Board received and filed a Reimagining Public Safety Framework (Framework) which outlines a human-centered approach to public safety guided by the principle that everyone is entitled to a safe, dignified, and human experience. This Framework reflects Metro's Public Safety Mission and Values statements which were adopted by the Board in December 2021. In March 2023, the Board adopted a revised Code of Conduct, a Bias-Free Policing Policy, and a Public Safety Analytics Policy.

These actions align with numerous initiatives to improve safety and the perception of safety on the system, including the increased, strategic, and layered deployment of personnel (comprised of customer-centered ambassadors and community intervention specialists, as well as transit security and law enforcement officers) and the piloting of safety and security interventions to address specific concerns (e.g., drug use and crime) on the system.

DISCUSSION

System Security & Law Enforcement (SSLE) is responsible for overseeing safety initiatives on the Metro system and works in coordination with other departments, including Operations and Customer Experience, to implement strategies to advance this objective. The following is a snapshot of activities, as well as performance and outcome-related data for the month of August which is the

most recent month for which systemwide law enforcement data is available.

OVERVIEW OF ACTIVITIES

LA Union Station Transportation Training Exercise

On August 23, 2023, Union Station, in partnership with Metro and TSA's Intermodal Security Training and Exercise Program (I-STEP), hosted its first-ever Transportation Training Exercise (TTX). The TTX was four hours long and focused on operational and security procedures that guide information sharing, physical security protective measures, standard operating procedures, and operational coordination among industry employees, industry partners, and security stakeholders in the event of a complex coordinated terrorist attack at LA Union Station. The exercise covered the responses of all parties after receiving threat information, protocols for dealing with unattended bags, and the communication and response in the event of a complex active shooter incident.

Los Angeles Police Department's Bola Wrap

In August, the LAPD announced the extension of the piloting period for a non-lethal device called the Bola Wrap, which is a handheld device that discharges a rope with hooks on the end that will attach to clothes and cause the cable to wrap around the legs or torso so a suspect can't run away. With the extension of the pilot period, LAPD also announced their intent to deploy this tool for LAPD Transit Services Division officers assigned to the Metro system without advanced notice nor concurrence from Metro. Earlier this month, LAPD informed Metro that they have removed the Transit Services Division from the Bola Wrap pilot expansion. However, the pilot program is still active within LAPD's Central and Hollywood Division so officers assigned to those divisions would be carrying Bola Wrap devices. There may be occasions when those officers respond to emergency calls or assistance requests on Metro. LAPD advised that in such instances, those officers may deploy the Bola Wrap within the Metro system without advance notice to Metro.

Public Facing Dashboard Update

In response to the Board adoption of the Bias-Free Policing Policy in March 2023, a public-facing dashboard is in the final development stages. This dashboard, developed by SSLE in collaboration with ITS and law enforcement partners, will feature data on crimes, arrests, citations, and calls for service. Data will be categorized by year, month, rail line, systemwide bus, and Union Station..

Initially, the dashboard will primarily present law enforcement data, as this information has been consistently reported to the Board. Soon after, the dashboard will expand to include other public safety data, such as Metro Transit Security citations, warnings, demographics, and Transit Watch app reports.

The goal is to launch this at the end of this month.

ANCILLARY AREAS MOTION 30 RESPONSE

At its September 2023 meeting, the Board approved Motion #30 by Directors Bass, Horvath, Krekorian, Najarian, Solis, and Hahn for a report back in October on an update on the status of the

ancillary areas and their cleaning status.

- All ancillary areas along the B & D lines have been cleaned. Each ancillary area is deep cleaned every 14 days, with additional spot cleaning more frequently on an as-needed basis as identified during the daily security patrols. To date, Custodial Services has completed three full cleaning cycles, the fourth cycle started on October 2, 2023.
- Contract security now patrols every ancillary area a minimum of three times per day, during which they remove any trespassers and identify areas that need to be cleaned for prompt spot cleaning. Currently, there are 66 armed security officers assigned to monitor and inspect the ancillary areas at all B and D line stations. Over the last 30 days, 26 trespassers have been removed from the ancillary areas, resulting in six arrests. An additional 87 security officers will be added to the deployment temporarily to ensure there is coverage at all the stations throughout all three shifts.
- Nearly all audible alarms at the ancillary doors have been reprogrammed to sound for up to two hours if the door was entered or exited without first tapping a valid employee ID on the adjacent badge reader. One door remains to be wired for an alarm. Staff estimates this work will be completed before the end of this month. The alarms will be reset by security officers at the station via the badge reader after they have inspected the corridors for trespassers. Once cameras and other monitoring technology are installed, manned security coverage is expected to be reduced.
- Staff continues to evaluate various options to further secure these areas while maintaining emergency access. Operations is investigating opportunities to install gating to prohibit trespassing into ancillary corridors that are not used to access emergency exits.

Staff will provide quarterly updates to the Board on the above activities and progress, including the results of an updated industrial hygienist audit within 12 months.

NEW MULTI-LAYERED DEPLOYMENT UPDATE

On July 10, Metro established a multi-layered deployment utilizing all resources from the public safety ecosystem with applied lessons learned from the Drug-Free Campaign and Supplement Deployment. This strategic, proactive security model will have a significant impact across the entire rail system, including end-of-line stations and mid-point (Focus) stations and will decrease the number of non-destination travelers that are required to leave the rail system at the end of the night when the system closes. The deployment was created by representatives and executives from all the Metro safety layers, including Metro Transit Security, Metro Ambassadors, Homeless Outreach, Contract Security and Law Enforcement, as well as deployment consultants, with equity, customer experience, and accountability in mind.

The below reflects the results of the deployment through the end of August.

End-of-Line Offloading

In the month of August, contract security was reassigned from end-of-line offloading to support security efforts regarding the ancillary areas. In the place of contract security, law enforcement partners are performing end-of-line offloading operations.

To assist in decreasing the number of non-destination travelers and people experiencing homelessness disembarking at end-of-line stations, Metro continues to employ care-based approaches by having TMET, HOPE, and Homeless Outreach augment fare compliance operations. The fare compliance ensures everyone is utilizing the system for the purposes of transit while identifying opportunities to connect those in need with outreach and mental health services. Metro regularly adjusts the deployment based on observations and data to ensure alignment with internal and external partners. Lastly, Metro staff has briefed the Chiefs of Police from several cities at end-of-line stations about the new deployment, particularly the offloading operation, to seek their collaboration.

Law Enforcement Stats

LAPD, LASD, and LBPD enforce the penal code on the system, including conducting trespass investigations. Ejections represent law enforcement engagements during trespass investigations in which an individual is removed after it is determined they did not possess a Tap Card to access the rail or bus system. The below charts depict the totality of law enforcement efforts in support of the multi-layered deployment, including homeless outreach.

Multi-Layered Deployment: Law Enforcement Efforts	Totals
Arrests	284
Citations	376
Warnings	1876

*Law enforcement citations and warnings are not related to fare, but for trespassing, loitering, and moving violations.

Law Enforcement Homeless Outreach	Total Stats
LAPD HOPE Team Outreach Services Offered and Accepted*	Offered: 200 Accepted: 10
LASD MET Team Outreach Services Contacts and Accepted*	Contacts: 1018 Accepted: 13
Long Beach Quality of Life (QOL) Team	Contacts: 134 Accepted: 41

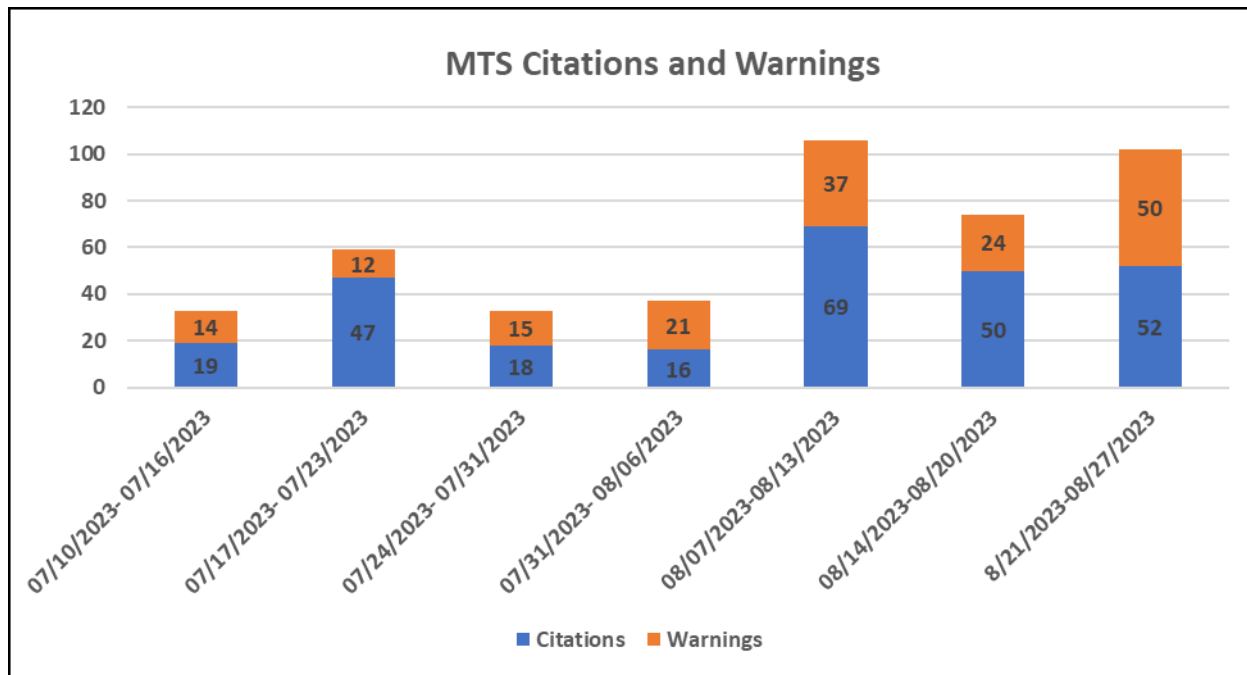
*LAPD’s HOPE team defines accepting services as when the individual agrees to accept, or requests assistance. This includes placing them in direct contact with a service provider, physically transporting an individual to a shelter that has services available, obtaining emergency medical services, or placing the individual on a mental health hold.

*LASD MET team defines accepted services when a person accepts referrals to shelters, rehabs, or is connected to LAHSA or PATH.

*Long Beach Quality of Life (QOL) leads a “Shelter the Unsheltered” initiative with PATH assisting in the morning hours. QOL works with PATH to coordinate services for those experiencing homelessness.

Transit Security

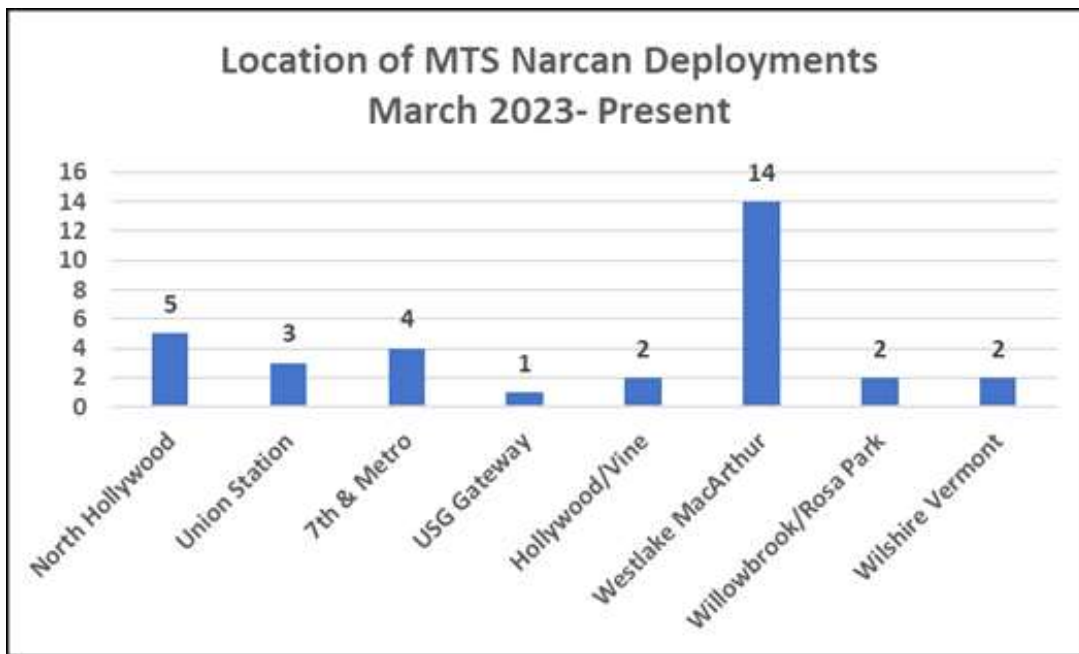
Transit Security’s primary role in the multi-layered deployment is code of conduct enforcement. The following chart depicts the citations and warnings issued since the deployment began through the end of August. The month of August saw an increase in citations and warnings from July due to MTS supporting end-of-line operations. Of the citations and warnings issued, 96% were due to individuals failing to provide proof of fare.



*Citations and Warnings for August end on August 27 due to the reporting cycle.

NARCAN DEPLOYMENT

In March 2023, Transit Security Officers were trained on how to administer Narcan. Between March and August 2023, Metro Transit Security Officers have deployed Narcan a total of 33 times.

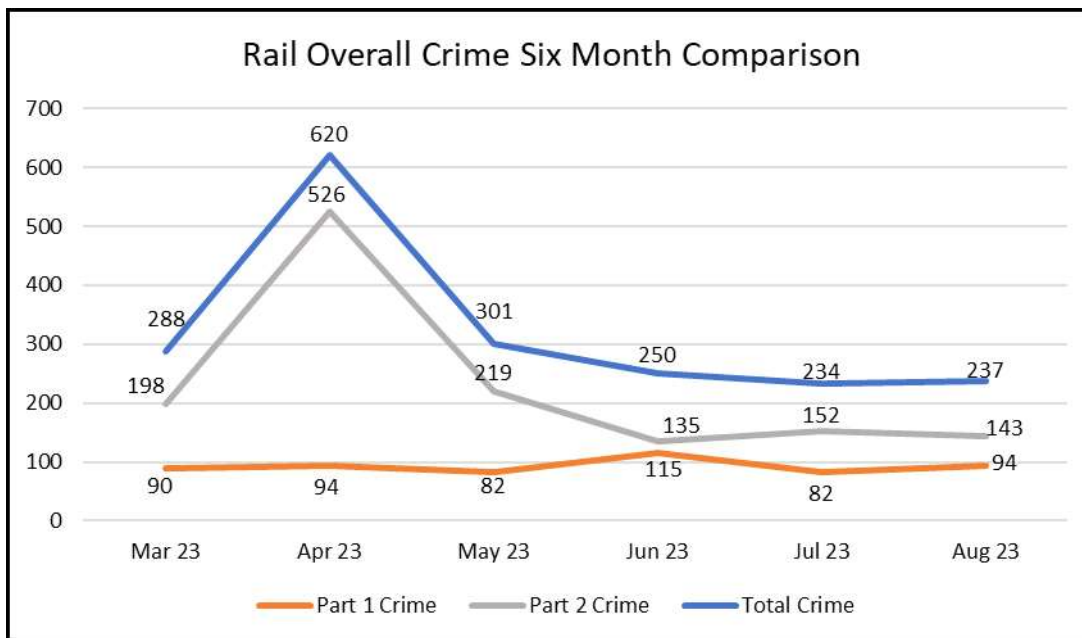
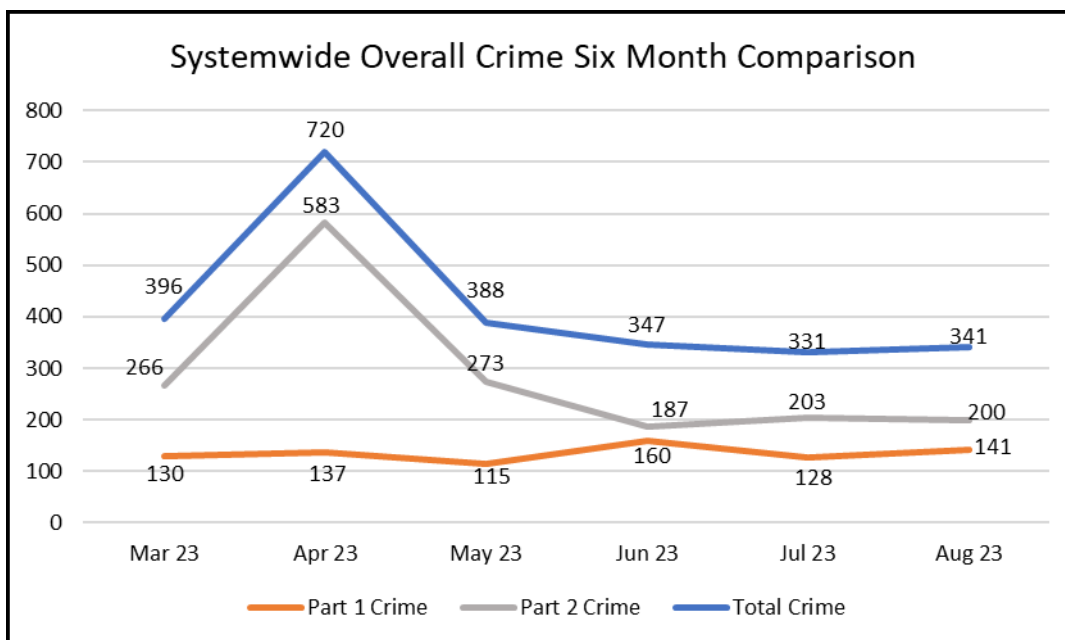


CRIME / ARRESTS STATISTICS AND TRENDS

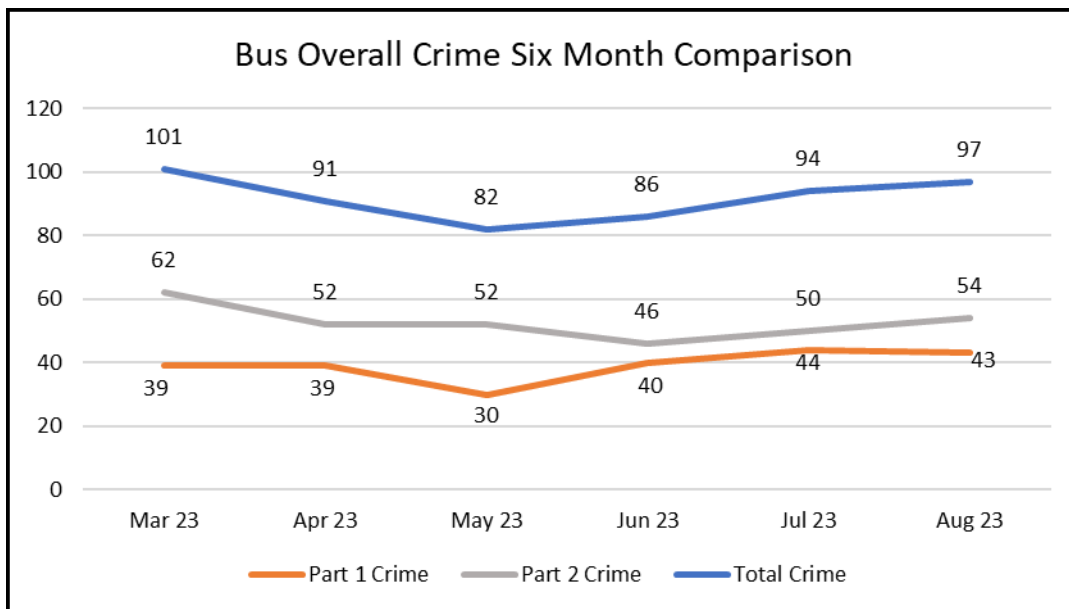
Overall, crime on the system decreased by 53% in August when compared with April 2023, the month that recorded the highest number of crimes year-to-date for 2023 (341 vs 720). In comparing July with August 2023, crime systemwide increased slightly by 3% (341 vs 331). However, the 3% is below the 4.5% average crime increase of July to August for the years 2017 to 2019. This increase is typically attributed to various summer events in August. The lower than average increase in crime than seen pre-pandemic may be attributed to the increased security efforts throughout 2023 to address crime on the system.

The total arrests for August 2023 were 296, comprised of a gender proportion of 13% (38) female and 87% (258) male. The percentages of arrests by race, compared to July 2023, consisted of 35.47% for Black (a 5.98% decrease), 46.62% for Hispanic (a 6.75% increase), 15.2% for White (a 2.52% decrease), and 2.7% for Other (a 1.75% decrease). A complete breakdown is provided in Attachment B.

Below are six-month comparisons for systemwide, bus, and rail:



Total rail Part 1 crimes increased by 14.63% in August compared to the previous month (94 vs 82). This consists of an increase in aggravated assaults (35 vs 28) and robbery incidents (26 vs 14). Law enforcement identified cell phone thefts as the primary reason behind the increase in robberies systemwide. There were no identifiable trends behind the increase in aggravated assault incidents. Rail lines saw a decrease in motor vehicle thefts (1 vs 3). Part 2 crimes decreased by 5.92% (143 vs 152). This was attributed to a decrease in trespassing, vandalism, and narcotic arrests. However, there was an increase in battery incidents (56 vs 52) and arrests for weapons violations (9 vs 6).



Total bus Part 1 crimes decreased by one crime. This consists of an increase of 5 aggravated assaults. However, there was a decrease of 6 crimes in bike theft, burglary, and larceny incidents. Part 2 crimes increased by 4 total crimes. This was attributed to an increase of 7 battery incidents and 3 narcotics arrests. There was a decrease of 6 crimes in trespassing and vandalism.

For additional details and crime analysis by line, see Attachment C.

OPERATOR SAFETY

In August 2023, operator assaults decreased 13% compared to July 2023 (14 vs 16). Using hands (punch, slap) and throwing a can were the top two methods of assault. Of the 14 assaults, 12 were reported as unknown if a bus barrier was used, 1 assault was reported with the barrier not in use, and 1 assault was recorded with the barrier in use. No patterns or trends were identified.

Staff will continue to assess bus operator assault and crime data to inform bus riding team deployment. In addition, staff continue to engage with bus operators at monthly Division RAP sessions to receive feedback on areas where operators face safety challenges. Bus operators continue to show support for the Bus Riding Team program.

LAPD, LASD, and Transit Security (MTS) bus riding and boarding teams continue to be deployed across the system. In the month of August, MTS bus riding teams were deployed on five lines to cover all five service areas of Metro's bus system.

While we strive to decrease the number of operator assaults, the rate of assaults in August is consistent with historical averages as shown in Figure A. The type of assaults that occurred in August are summarized in Figure B.

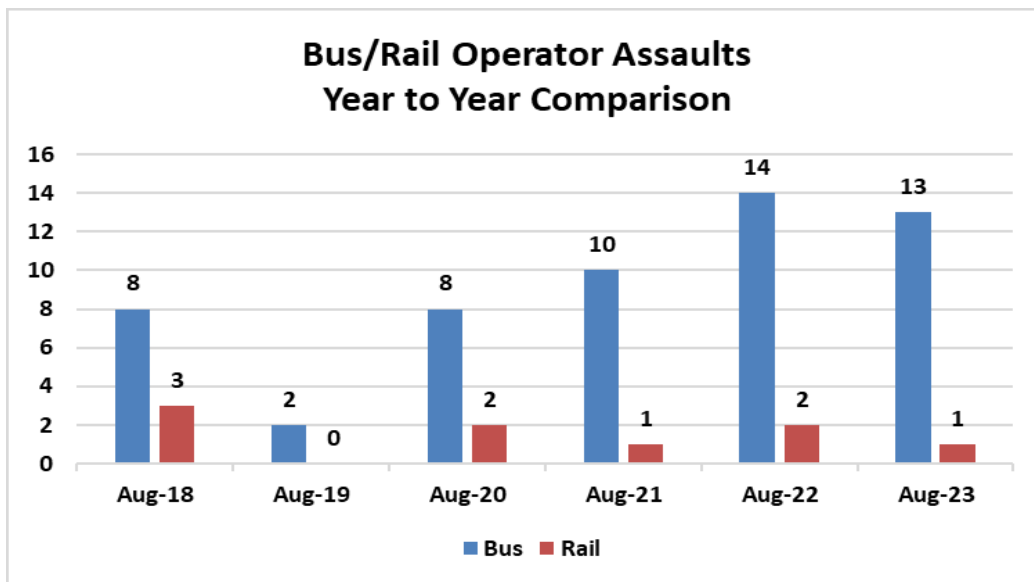
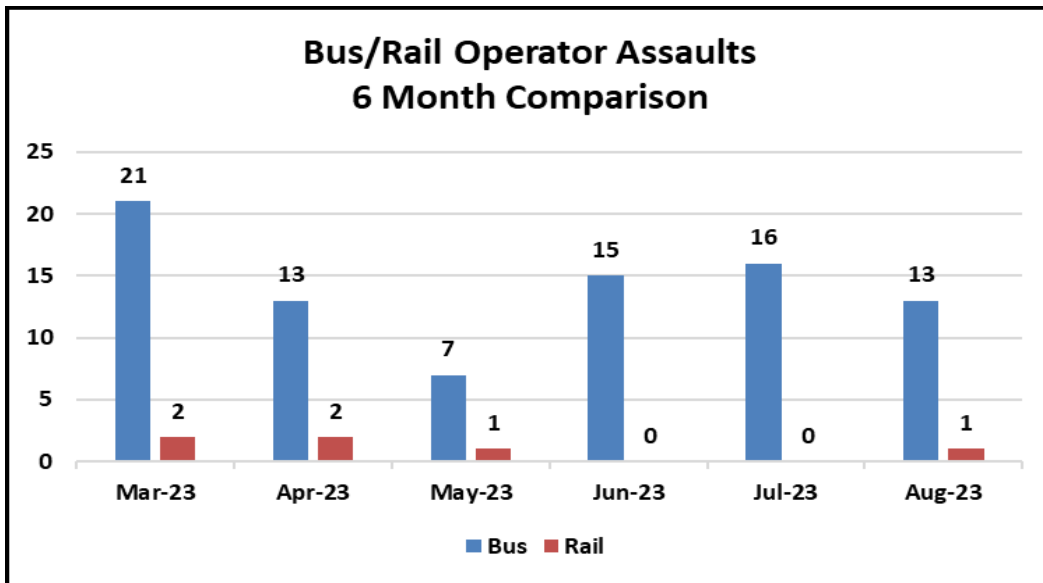


Figure A: Bus/Rail Operator Assaults Year to Year Comparison

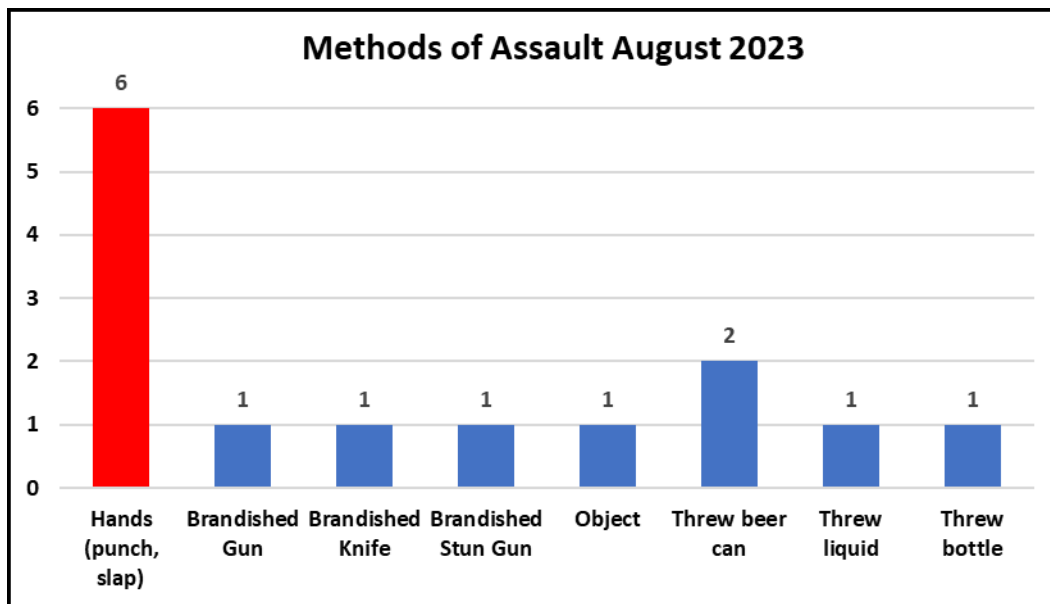


Figure B: Methods of Assault

METRO AMBASSADOR PROGRAM UPDATE

A Metro Ambassador’s role is to support our riders, connect riders to resources, and report incidents or maintenance needs. Metro Ambassadors were deployed on the A Line, B Line, C Line, D Line, K Line, the former L Line, and J Line (Silver), as well as bus lines 210, 40, 20, and 720.

Ambassadors were certified and equipped to carry and administer Narcan in April 2023. For the month of August 2023, Metro Ambassadors reported 19 Narcan incidents:

- (9) incidents at WLMP
- (3) incidents at Union Station
- (2) incidents at 7th St. Metro Ctr.
- (1) incident at Slauson Station
- (1) incident at Wilshire/Vermont Station
- (1) incident at Downtown Santa Monica Station
- (1) incident at Willowbrook/Rosa Parks Station
- (1) incident at Fillmore Station

By the numbers

For the month of August 2023, Metro Ambassadors conducted **69,024** customer interactions and reported the following:

- 863 Cleanliness Issues
- 223 Elevator and Escalator Problems
- 178 Graffiti Incidents

- 208 Safety Issues

EQUITY PLATFORM

Metro continues to implement a multi-layered public safety model that takes a cross-disciplinary approach to address the various safety needs of the system with the involvement of transit security, law enforcement, ambassadors, and social service outreach teams (with trauma-trained teams specializing in working with people experiencing homelessness, mental health issues and drug problems). Having law enforcement's homeless outreach teams as part of the multi-layered model has shown a profound impact in expanding the reach of homeless services on the system and providing access to critical resources such as reconnecting persons experiencing homelessness with their families and loved ones. Deploying all available outreach teams on the system allows for a care-based approach to individuals in need instead of relying on enforcement as the sole approach to public safety.

NEXT STEPS

SSLE continues to monitor our law enforcement partners, private security, and Transit Security Officer performance, monitor crime stats, and consider information from surveys, customer complaints, and physical security assessments, amongst other sources, to analyze safety-related issues, adjust deployment strategies, and formulate new interventions.

ATTACHMENTS

Attachment A - Motion 30

Attachment B - Arrests Demographics August 2023

Attachment C - Total Crime Summary August 2023

Attachment D - Systemwide Law Enforcement Overview August 2023

Attachment E - MTA Supporting Data August 2023

Attachment F - Bus & Rail Operator Assaults August 2023

Attachment G - Sexual Harassment Crimes August 2023

Prepared by: Vanessa Smith, Executive Officer, Customer Experience, (213) 922-7009

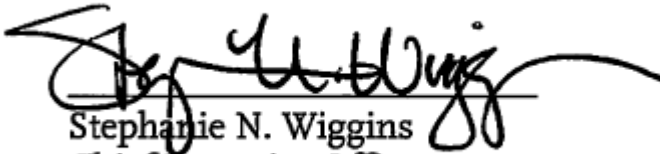
Robert Gummer, Deputy Executive Officer, Administration, (213) 922-4513

Imelda Hernandez, Senior Manager, Transportation Planning, (213) 922-4848

Reviewed by: Gina Osborn, Chief Safety Officer, Chief Safety Office, (213) 922-3055

Jennifer Vides, Chief Customer Experience Officer, Customer Experience Office, (213) 940-4060

Conan Cheung, Chief Operations Officer, Operations, (213) 418-3034



Stephanie N. Wiggins
Chief Executive Officer



Metro

Board Report

Los Angeles County
Metropolitan Transportation
Authority
One Gateway Plaza
3rd Floor Board Room
Los Angeles, CA

File #: 2023-0598, File Type: Motion / Motion Response

Agenda Number: 30.

REVISED
EXECUTIVE MANAGEMENT COMMITTEE
SEPTEMBER 21, 2023

Motion by:

DIRECTORS BASS, HORVATH, KREKORIAN, NAJARIAN, SOLIS, AND HAHN

Ancillary Areas

As Los Angeles County's homelessness and addiction crises have worsened, Metro has experienced a rise in people trespassing in the ancillary spaces of its system. Within Metro underground stations, primarily on the B (Red) & D (Purple) Lines, there are 97 ancillary corridors and rooms designed for use by Metro personnel and closed to the public except for emergency evacuations. Ancillary areas are also found on the E (Expo), K (Crenshaw/LAX), and Regional Connector Lines. Metro personnel use these corridors to access specific equipment rooms to support operations, including traction power rooms, train control and communications rooms, ventilation dampers, and elevator machinery rooms. Many of these ancillary corridors are monitored but unlocked per Fire/Life Safety design to allow for alternate emergency exit pathways.

In May 2023, Metro commissioned an industrial hygienist to study the condition of these areas and provide recommendations as to any steps Metro needed to take to properly clean the ancillary areas and protect employees from associated hazards. The study discovered trace levels of biohazards, such as drug residue and human waste. It concluded that Metro needed to adjust cleaning methods and require the use of personal protective equipment (PPE) to ensure the safety of employees who clean and perform maintenance in these areas.

In June 2023, in response to the findings of the environmental study, Corporate Safety developed standard operating procedures outlining the cleaning protocols, decontamination process, and waste disposal process. Based on these recommendations, a new 2-step process was introduced to clean and secure the ancillary areas.

Step 1: Armed security officers inspect the ancillary areas for the presence of trespassers. Once secured, the custodians presoak the ancillary areas with a cleaning agent called Apple Meth Remover, which has been proven more effective in significantly reducing contamination than the previous cleaning agent MonoFoil M. The cleaning agent needs to soak for four hours.

Step 2: After the required time has passed, the ancillary areas are re-inspected to ensure no trespassers are present; then, custodians re-enter to remove any debris left behind by trespassers

and conduct a deep cleaning of the site.

Since August, all ancillary areas on the 16 B & D-Line stations are considered “hot spots” and are cleaned and decontaminated with this two-step process every other week (twice a month).

Additionally, System Security and Law Enforcement (SSLE), has developed a plan to deploy contract security officers (security team) at every B & D-Line station to actively patrol and conduct three inspections of every ancillary area per shift, two shifts per day. To maintain accountability, each security team will contact the Metro Security Operations Center before and after each inspection. In the event a trespasser is identified, they will be detained and removed from the ancillary areas by the security team. As frequently as possible, the Los Angeles Police Department will be contacted to arrest the individual for trespassing. Should the trespasser be arrested three times, SSLE will work with Transit Court to get the trespasser banned from the system for a period of time.

Local audible alarms at the B, D, & E-Line Station ancillary areas operate as follows when the badge reader is not used before opening the emergency exit doors:

- Alarm sounds when the door is opened and continues until the door closes, and no motion is detected behind the door.
- Alarm switches off when the door is closed OR when the door stays open, and motion is detected behind the door.

The alarms on the K-Line & Regional Connector stay activated when the door is opened and is only deactivated with a SSLE activated key.

As Metro continues to improve the ancillary areas' cleanliness and safety and address the environmental study findings, the Board should receive regular status updates on this crucial issue.

SUBJECT: ANCILLARY AREAS MOTION

RECOMMENDATION

APPROVE Motion by Directors Bass, Horvath, Krekorian, Najarian, Solis, and Hahn that the Board direct the Chief Executive Officer to:

- A. Provide the Board with a current update on the status of the ancillary areas and their cleaning status;
- B. Develop a detailed plan to conduct daily inspections and cleaning of the ancillary areas across the Metro rail system. This plan is to include methods Metro will take to ensure the areas have been serviced by Metro staff;
- C. Ensure that once an ancillary area alarm has been activated, the audible notification continues until manually deactivated by Metro staff;
- D. Evaluate options to further secure these areas for their intended use while maintaining

emergency access; and

- E. Report back to the Board in October and quarterly thereafter on the status of all the above, including an updated industrial hygienist audit within 12 months.



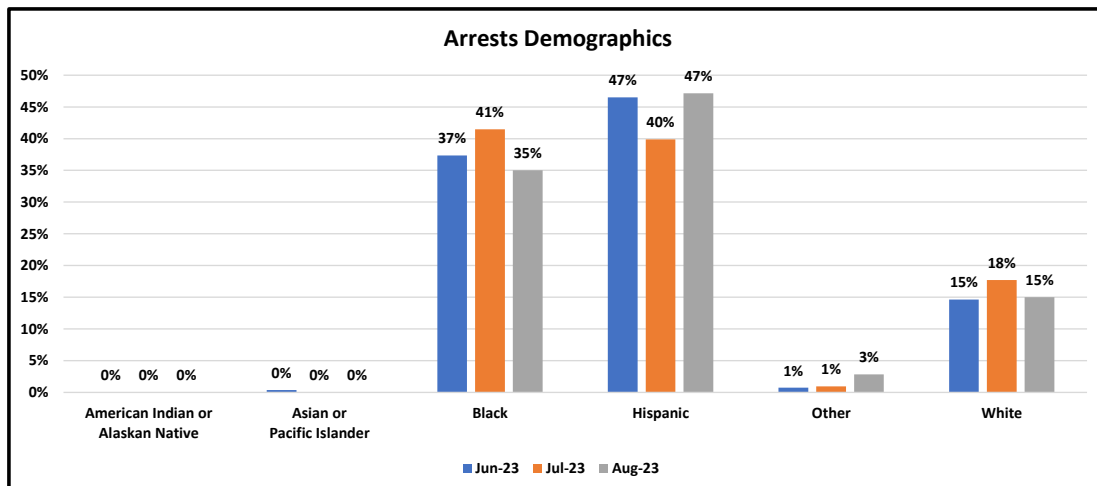
SYSTEM SECURITY & LAW ENFORCEMENT

Attachment B

Arrests August 2023	American Indian or Alaskan Native		Asian or Pacific Islander		Black		Hispanic		Other		White		Total
	Female	Male	Female	Male	Female	Male	Female	Male	Female	Male	Female	Male	
Systemwide - Arrests	0	0	0	0	15	83	11	121	1	7	11	31	280
Total	0		0		98		132		8		42		280
% Share	0.00%		0.00%		35.00%		47.14%		2.86%		15.00%		100.00%

Arrests August 2023	American Indian or Alaskan Native		Asian or Pacific Islander		Black		Hispanic		Other		White		Total
	Female	Male	Female	Male	Female	Male	Female	Male	Female	Male	Female	Male	
Bus Systemwide (includes G & J Lines)	0	0	0	0	3	24	7	39	1	3	3	4	84
Rail Systemwide	0	0	0	0	9	52	4	79	0	3	7	26	180
Union Station	0	0	0	0	3	7	0	3	0	1	1	1	16
Total	0		0		98		132		8		42		280
% Share	0.00%		0.00%		35.00%		47.14%		2.86%		15.00%		100.00%

Arrests (by Line, Bus, and Union Station) August 2023	American Indian or Alaskan Native		Asian or Pacific Islander		Black		Hispanic		Other		White		Total
	Female	Male	Female	Male	Female	Male	Female	Male	Female	Male	Female	Male	
A Line (Blue)	0	0	0	0	4	20	2	41	0	1	4	17	89
B Line (Red)	0	0	0	0	4	18	2	27	0	2	2	8	63
C Line (Green)	0	0	0	0	1	4	0	8	0	0	1	0	14
D Line (Purple)	0	0	0	0	0	0	0	1	0	0	0	0	1
E Line (Expo)	0	0	0	0	0	6	0	2	0	0	0	1	9
Bus - G Line (Orange)	0	0	0	0	0	2	0	1	0	0	0	0	3
Bus - J Line (Silver)	0	0	0	0	0	1	0	4	0	0	0	0	5
K Line	0	0	0	0	0	4	0	0	0	0	0	0	4
Union Station	0	0	0	0	3	7	0	3	0	1	1	1	16
Bus Systemwide (excludes G & J Lines)	0	0	0	0	3	21	7	34	1	3	3	4	76
Total	0		0		98		132		8		42		280
% Share	0.00%		0.00%		35.00%		47.14%		2.86%		15.00%		100.00%





SYSTEM SECURITY & LAW ENFORCEMENT

Attachment C

Total Crime Summary - August 2023

Part 1 Crimes 5-Year Trend - Systemwide

January - August	2019	2020	2021	2022	2023
Part 1 Crimes					
Agg Assault	187	173	254	326	382
Arson	1	5	7	5	0
Bike Theft	51	36	30	36	18
Burglary	4	4	12	10	11
Homicide	1	2	2	4	3
Larceny	545	290	240	360	337
Motor Vehicle Theft	16	11	9	11	34
Rape	6	5	10	9	8
Robbery	202	153	147	228	264
Totals	1,013	679	711	989	1,057

Part 1 Crimes 5-Year Trend August only - Systemwide

	August 2019	August 2020	August 2021	August 2022	August 2023
Part 1 Crimes					
Agg Assault	23	29	36	41	61
Arson	0	0	0	2	0
Bike Theft	7	4	2	6	1
Burglary	0	0	1	0	0
Homicide	0	1	0	2	1
Larceny	75	30	42	27	39
Motor Vehicle Theft	0	2	3	1	2
Rape	2	0	1	1	0
Robbery	24	19	18	28	37
Totals	131	85	103	108	141

Part 1 Crimes 5-Year Trend - Rail

January - August	2019	2020	2021	2022	2023
Part 1 Crimes					
Agg Assault	115	112	165	212	256
Arson	1	5	7	4	0
Bike Theft	32	25	17	22	8
Burglary	4	4	12	8	10
Homicide	0	2	2	3	3
Larceny	335	217	181	250	248
Motor Vehicle Theft	15	9	5	5	31
Rape	6	5	9	8	8
Robbery	116	115	103	173	184
Totals	624	494	501	685	748

Part 1 Crimes 5-Year Trend August only - Rail

	August 2019	August 2020	August 2021	August 2022	August 2023
Part 1 Crimes					
Agg Assault	17	19	24	28	35
Arson	0	0	0	1	0
Bike Theft	4	1	1	5	1
Burglary	0	0	1	0	0
Homicide	0	1	0	2	1
Larceny	46	26	35	15	30
Motor Vehicle Theft	0	1	1	1	1
Rape	2	0	1	1	0
Robbery	14	16	12	18	26
Totals	83	64	75	71	94

Part 1 Crimes 5-Year Trend - Bus

January - August	2019	2020	2021	2022	2023
Part 1 Crimes					
Agg Assault	72	61	89	114	126
Arson	0	0	0	1	0
Bike Theft	19	11	13	14	10
Burglary	0	0	0	2	1
Homicide	1	0	0	1	0
Larceny	210	73	59	110	89
Motor Vehicle Theft	1	2	4	6	3
Rape	0	0	1	1	0
Robbery	86	38	44	55	80
Totals	389	185	210	304	309

Part 1 Crimes 5-Year Trend August only - Bus

	August 2019	August 2020	August 2021	August 2022	August 2023
Part 1 Crimes					
Agg Assault	6	10	12	13	26
Arson	0	0	0	1	0
Bike Theft	3	3	1	1	0
Burglary	0	0	0	0	0
Homicide	0	0	0	0	0
Larceny	29	4	7	12	9
Motor Vehicle Theft	0	1	2	0	1
Rape	0	0	0	0	0
Robbery	10	3	6	10	11
Totals	48	21	28	37	47

Part 2 Crimes 5-Year Trend - Systemwide

January - August	2019	2020	2021	2022	2023
Part 2 Crimes					
Battery	621	510	523	695	741
Narcotics	127	36	113	101	339
Sex Offenses	87	54	66	72	82
Trespassing	68	65	61	72	750
Vandalism	103	140	193	222	116
Weapons	30	19	30	36	76
Totals	1,036	824	986	1,198	2,104

Part 2 Crimes 5-Year Trend August only - Systemwide

	August 2019	August 2020	August 2021	August 2022	August 2023
Part 2 Crimes					
Battery	75	80	85	90	92
Narcotics	28	6	1	23	41
Sex Offenses	6	7	9	9	8
Trespassing	11	7	11	11	40
Vandalism	11	23	25	20	6
Weapons	7	3	2	13	13
Totals	138	126	133	166	200

Part 2 Crimes 5-Year Trend - Rail

January - August	2019	2020	2021	2022	2023
Part 2 Crimes					
Battery	350	306	303	392	468
Narcotics	84	20	39	52	255
Sex Offenses	51	40	43	51	49
Trespassing	63	62	55	64	738
Vandalism	60	81	114	156	63
Weapons	25	14	15	23	56
Totals	633	523	569	738	1,629

Part 2 Crimes 5-Year Trend August only - Rail

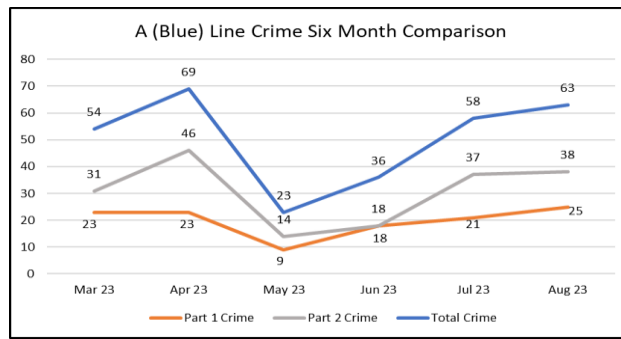
	August 2019	August 2020	August 2021	August 2022	August 2023
Part 2 Crimes					
Battery	43	49	46	41	56
Narcotics	13	3	0	7	29
Sex Offenses	3	6	7	4	6
Trespassing	10	6	11	10	39
Vandalism	9	9	17	11	4
Weapons	6	2	1	7	9
Totals	84	75	82	80	143

Part 2 Crimes 5-Year Trend - Bus

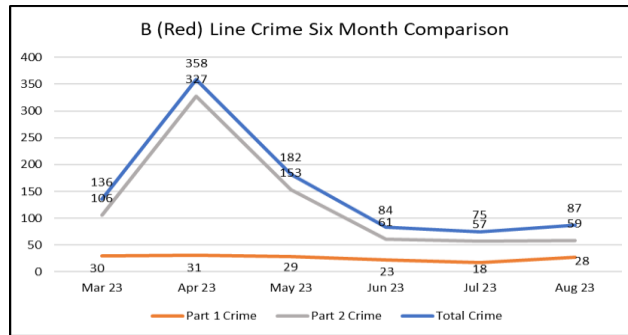
January - August	2019	2020	2021	2022	2023
Part 2 Crimes					
Battery	271	204	220	303	273
Narcotics	43	16	74	49	84
Sex Offenses	36	14	23	21	33
Trespassing	5	3	6	8	12
Vandalism	43	59	79	66	53
Weapons	5	5	15	13	20
Totals	403	301	417	460	475

Part 2 Crimes 5-Year Trend August only - Bus

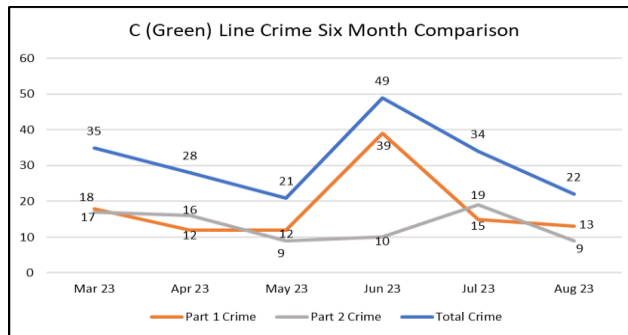
	August 2019	August 2020	August 2021	August 2022	August 2023
Part 2 Crimes					
Battery	32	31	39	49	36
Narcotics	15	3	1	16	12
Sex Offenses	3	1	2	5	2
Trespassing	1	1	0	1	1
Vandalism	2	14	8	9	2
Weapons	1	1	1	6	4
Totals	54	51	51	86	57



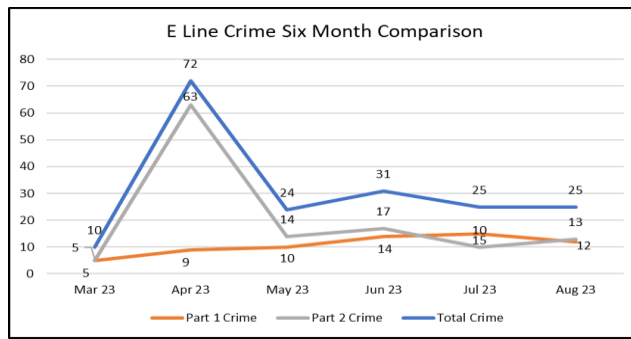
In August 2023, the A (Blue) Line saw a 9% increase (63 vs 58) in total crime compared to the previous month. Part 1 crimes increased by 19% (25 vs 21), which was a result of 9 additional larceny, robbery, and bike theft incidents. There was also a decline in aggravated assaults (5 vs 8) and motor vehicle thefts (0 vs 2). Part 2 crimes increased overall by one. There were increases in narcotics and weapons arrests (9 vs 8 and 4 vs 1, respectively), as well as decreases in battery (13 vs 14), trespassing (9 vs 10), and vandalism (2 vs 3).



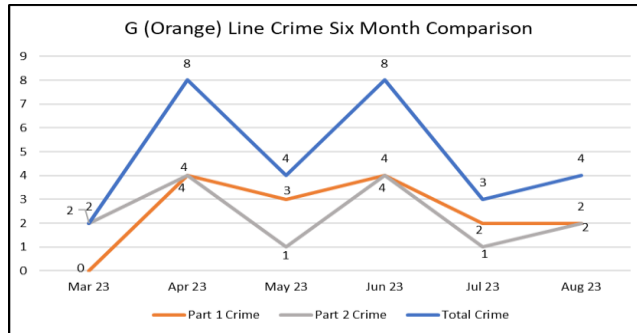
In August 2023, the B (Red) Line saw a 16% increase (87 vs 75) in total crime compared to the previous month. Part 1 crimes increased overall by 56% (28 vs 18). This was a result of an increase of 11 aggravated assaults, larceny, and robbery incidents. Part 2 crimes increased by an overall total of 2 crimes. The increase was related to an increase of 7 batteries (23 vs 16) and one more weapons arrest than the prior month (3 vs 2). There was a total decrease of 6 crimes for the following: sex offenses (2 vs 3), trespassing (17 vs 18), vandalism (1 vs 2), and narcotics arrests (13 vs 16).



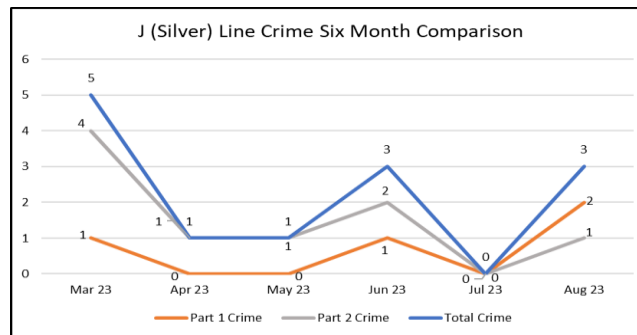
In August 2023, the C (Green) Line saw a 35% decrease (22 vs 34) in total crime compared to the previous month. Part 1 crimes decreased by 13% (13 vs 15). This was a result of 4 less crimes in bike theft, burglary, and larceny, however, there was one homicide and one robbery incident that occurred. Part 2 crimes decreased by 53% (9 vs 19). This was a result of decreases in battery (2 vs 3), trespassing (1 vs 4), vandalism (1 vs 4), narcotics (5 vs 7) and weapons crimes (0 vs 1).



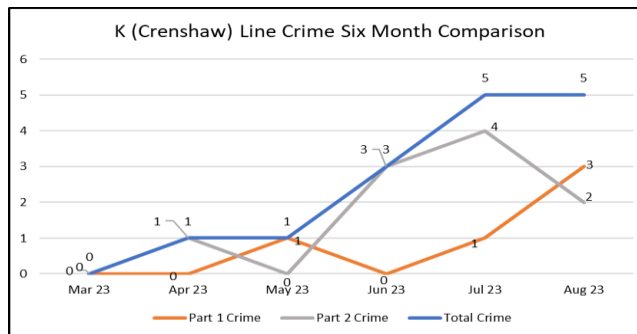
In August, the E Line remained unchanged (25 vs 25) in total crime compared to the previous month. Part 1 crimes decreased by 20% (12 vs 15). This was a result of 7 less aggravated assaults (5 vs 12) and larceny (2 vs 7) incidents. There was an increase of 4 robberies on the E Line. Part 2 crimes increased by 30% (13 vs 10), as a result of an increase in battery (6 vs 5), trespassing (4 vs 3), and weapons crime (1 vs 0), with the weapons crime as an arrest.



In August, the G (Orange) Line saw an increase of one crime in total (4 vs 3) compared to the previous month. Part 1 crimes remained unchanged (2 vs 2), although there was one robbery incident (1 vs 0) that occurred. There were no aggravated assaults reported (0 vs 1). Part 2 crimes increased by one incident, which consisted of a single occurrence of a battery and a narcotics arrest, in addition to a decrease in trespassing (0 vs 1).



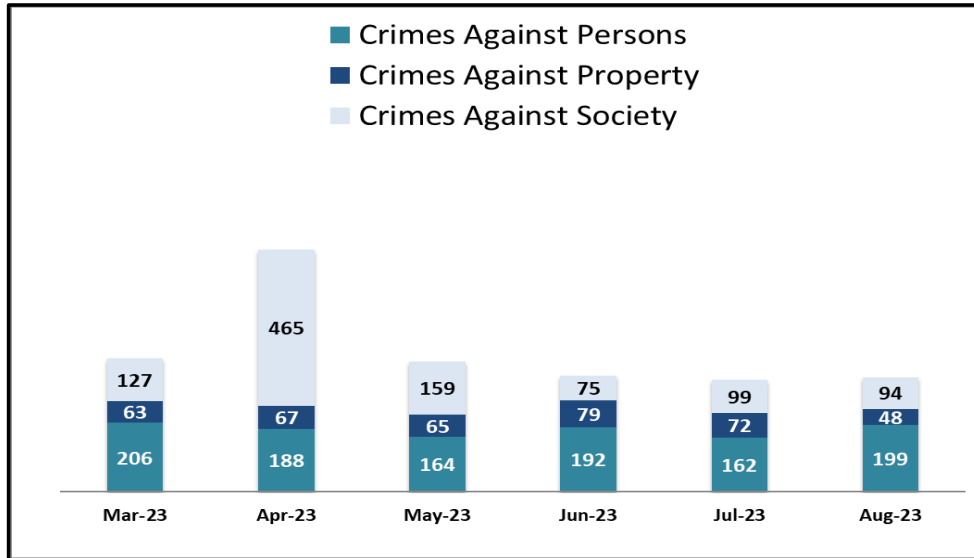
In August, the J (Silver) Line saw an increase in Part 1 crimes of 2 from the previous month, which consisted of an aggravated assault and a robbery. Part 2 crimes increased by 1, which was a trespassing incident.



In August, the K (Crenshaw) Line remained unchanged (5 vs 5) in total crime compared to the previous month. Part 1 crimes increased by 2 from the prior month. This was attributed to 2 aggravated assaults and one larceny incident. Part 2 crimes decreased by 50% (2 vs 4) due to a drop in battery and sex offense incidents, which had each seen one incident in the previous month. There was a single trespasser and one weapons crime which resulted in an arrest.

SYSTEM-WIDE LAW ENFORCEMENT OVERVIEW
AUGUST 2023

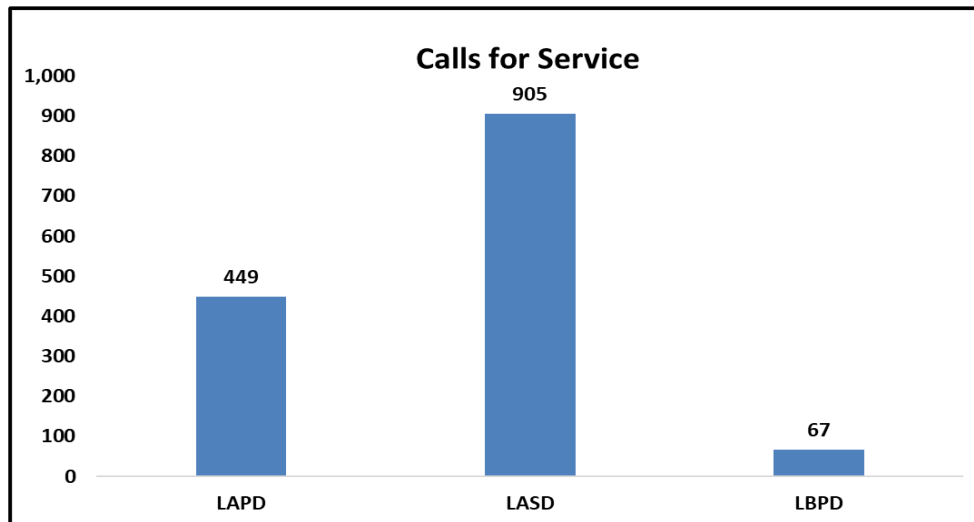
Attachment D

Total Crimes


Crimes Against Persons: violent crimes (i.e., homicide, aggravated assaults) are those in which the victims are always individuals

Crimes Against Property: crimes to obtain money, property, or some other benefit (i.e., theft, vandalism, robbery)

Crimes Against Society: represent society's prohibition against engaging in certain types of activity (i.e., drug violations)





SYSTEM-WIDE LAW ENFORCEMENT OVERVIEW

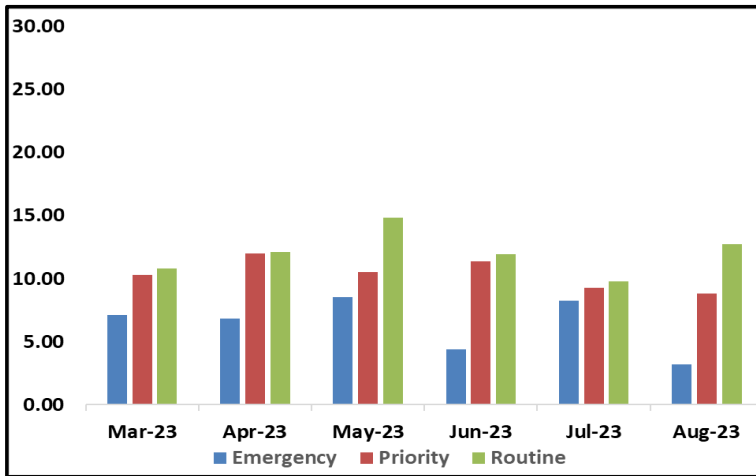
AUGUST 2023

Attachment D

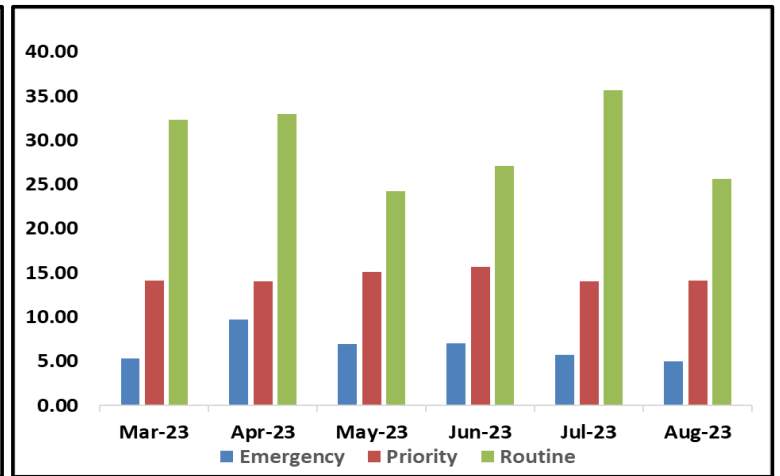
Average Incident Response Times

These graphs show how long it takes (in minutes) for LAPD, LASD, and LBPD to respond to Emergency, Priority, and Routine calls

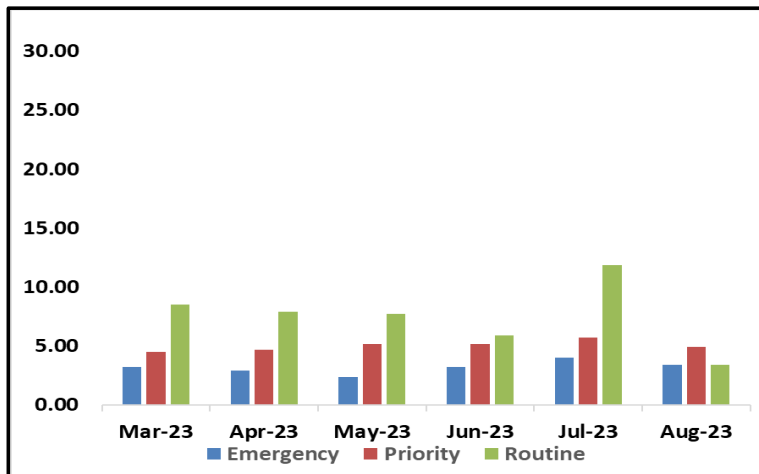
LAPD



LASD



LBPD



Transit Police

Monthly Crime Report


Attachment D

	2023	2022	%
	August	August	Change
CRIMES AGAINST PERSONS			
Homicide	1	2	-50.0%
Rape	0	1	-100.0%
Robbery	37	28	32.1%
Aggravated Assault	55	38	44.7%
Aggravated Assault on Operator	6	3	100.0%
Battery	84	77	9.1%
Battery on Operator	8	13	-38.5%
Sex Offenses	8	9	-11.1%
SUB-TOTAL	199	171	16.4%
CRIMES AGAINST PROPERTY			
Burglary	0	0	0.0%
Larceny	39	27	44.4%
Bike Theft	1	6	-83.3%
Motor Vehicle Theft	2	1	100.0%
Arson	0	2	-100.0%
Vandalism	6	20	-70.0%
SUB-TOTAL	48	56	-14.3%
CRIMES AGAINST SOCIETY			
Weapons	13	13	0.0%
Narcotics	41	23	78.3%
Trespassing	40	11	263.6%
SUB-TOTAL	94	47	100.0%
TOTAL	341	274	24.5%
ENFORCEMENT EFFORTS			
Arrests	270	366	-26.2%
Citations	473	830	-43.0%
Calls for Service	1,421	1,491	-4.7%



Metro

SYSTEM SECURITY & LAW ENFORCEMENT

MONTHLY, BI-ANNUAL, ANNUAL COMPARISON

AUGUST 2023

Attachment D

Crimes

Monthly

System-Wide	Aug-23	Aug-22	% Change
Crimes Against Persons	199	171	16.37%
Crimes Against Property	48	56	-14.29%
Crimes Against Society	94	47	100.00%
Total	341	274	24.45%

Six Months

System-Wide	Mar-23-Aug-23	Mar-22-Aug-22	% Change
Crimes Against Persons	1,111	1,008	10.22%
Crimes Against Property	394	480	-17.92%
Crimes Against Society	1,019	173	489.02%
Total	2,524	1,661	51.96%

Annual

System-Wide	Sep-22-Aug-23	Sep-21-Aug-22	% Change
Crimes Against Persons	2,088	1,952	6.97%
Crimes Against Property	747	909	-17.82%
Crimes Against Society	1,295	290	346.55%
Total	4,130	3,151	31.07%

Average Emergency Response Times

Monthly

Aug-23	Aug-22	% Change
3:52	5:27	-29.05%

Six Months

Mar-23-Aug-23	Mar-22-Aug-22	% Change
5:23	5:40	-5.00%

Annual

Sep-22-Aug-23	Sep-21-Aug-22	% Change
5:26	5:15	3.49%

Bus Operator Assaults

Monthly

Aug-23	Aug-22	% Change
14	16	-12.50%

Six Months

Mar-23-Aug-23	Mar-22-Aug-22	% Change
91	86	5.81%

Annual

Sep-22-Aug-23	Sep-21-Aug-22	% Change
157	172	-8.72%

Ridership

Monthly

Aug-23	Aug-22	% Change
25,124,083	22,201,130	13.17%

Six Months

Mar-23-Aug-23	Mar-22-Aug-22	% Change
143,549,614	128,660,729	11.57%

Annual

Sep-22-Aug-23	Sep-21-Aug-22	% Change
274,942,525	254,839,271	7.89%



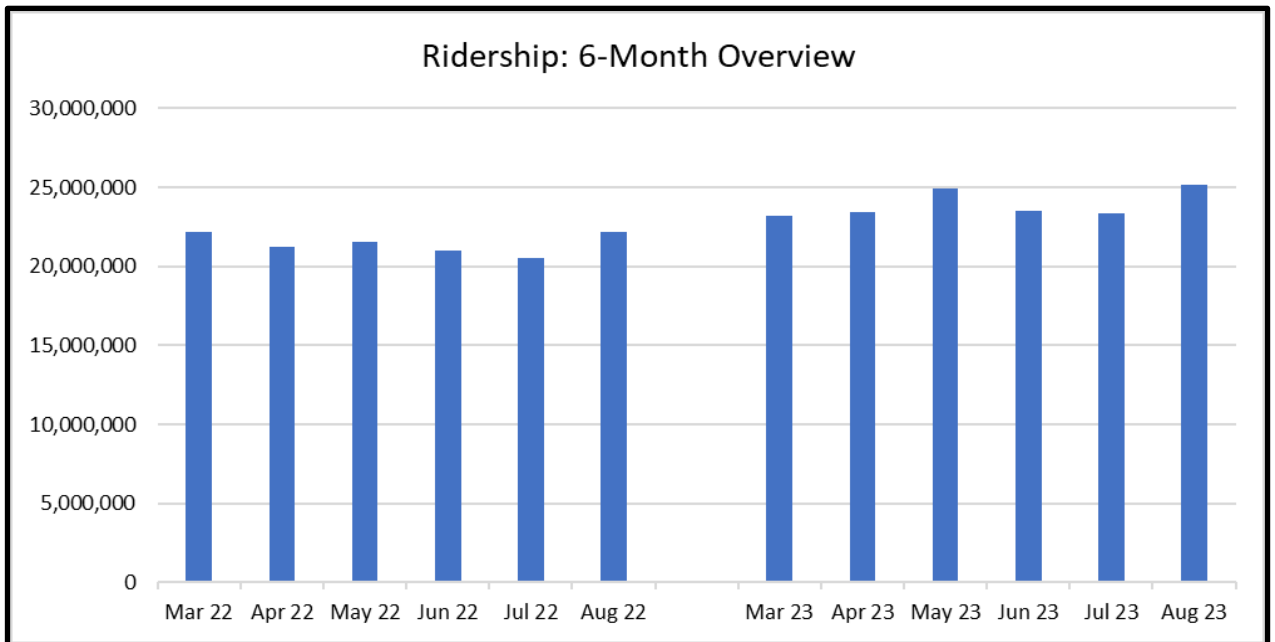
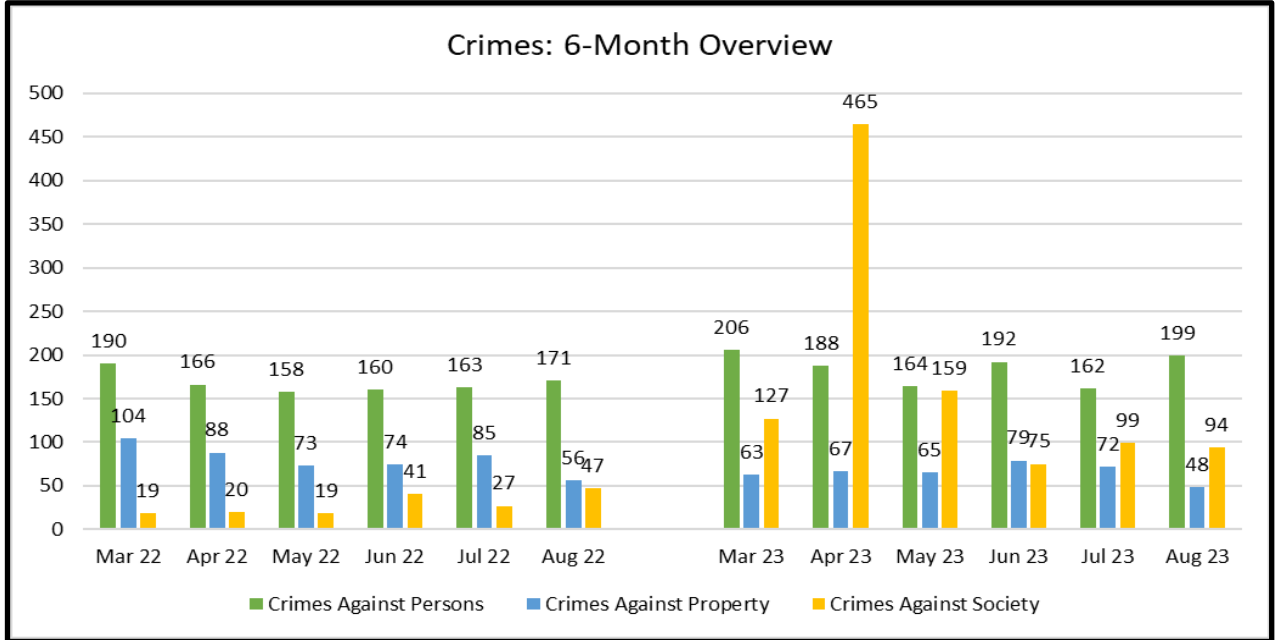
Metro

SYSTEM SECURITY & LAW ENFORCEMENT

MONTHLY, BI-ANNUAL, ANNUAL COMPARISON

AUGUST 2023

Attachment D



A LINE (BLUE)

ATTACHMENT E
MONTHLY UPDATE ON TRANSIT POLICING PERFORMANCE - AUGUST 2023

REPORTED CRIME				
CRIMES AGAINST PERSONS	LAPD	LASD	LBDP	FYTD
Homicide	0	0	0	0
Rape	0	0	0	0
Robbery	3	2	4	14
Aggravated Assault	0	4	1	13
Aggravated Assault on Operator	0	0	0	0
Battery	4	4	4	26
Battery Rail Operator	1	0	0	1
Sex Offenses	0	1	0	2
SUB-TOTAL	8	11	9	56
CRIMES AGAINST PROPERTY	LAPD	LASD	LBDP	FYTD
Burglary	0	0	0	0
Larceny	3	7	0	16
Bike Theft	0	1	0	1
Motor Vehicle Theft	0	0	0	2
Arson	0	0	0	0
Vandalism	0	1	1	5
SUB-TOTAL	3	9	1	24
CRIMES AGAINST SOCIETY	LAPD	LASD	LBDP	FYTD
Weapons	2	2	0	7
Narcotics	3	6	0	17
Trespassing	5	4	0	19
SUB-TOTAL	10	12	0	43
TOTAL	21	32	10	123

CRIMES PER STATION				
STATION	CRIMES AGAINST PERSONS	CRIMES AGAINST PROPERTY	CRIMES AGAINST SOCIETY	FYTD
APU/Citrus College	1	2	1	8
Azusa Downtown	0	0	0	2
Irwindale	0	0	0	1
Duarte/City of Hope	0	0	0	1
Monrovia	1	0	0	2
Arcadia	1	0	0	2
Sierra Madre Villa	1	2	0	3
Allen	0	0	0	0
Lake	1	0	0	3
Memorial Park	0	0	0	2
Del Mar	0	0	0	1
Fillmore	0	0	0	0
South Pasadena	1	0	0	1
Highland Park	0	0	1	1
Southwest Museum	0	0	0	0
Heritage Square	0	0	0	0
Lincoln/Cypress	1	0	0	1
Chinatown	0	0	2	2
Union Station	0	0	0	0
Little Tokyo/Arts Dist	1	0	0	1
Historic Broadway	0	0	1	1
Grand Av Arts/Bunker Hill	0	0	4	6
7th St/Metro Ctr	0	1	2	6
Pico	2	1	0	4
Grand/LATTC	0	1	0	1
San Pedro St	1	0	0	1
Washington	0	0	0	3
Vernon	2	0	0	3
Slauson	0	1	0	3
Florence	0	0	0	1
Firestone	0	0	1	3
103rd St/Watts Towers	1	0	0	2
Willowbrook/Rosa Parks	4	3	6	21
Compton	1	0	3	11
Artesia	0	0	0	2
Del Amo	0	1	1	5
Wardlow	0	0	0	0
Willow St	2	0	0	3
PCH	2	0	0	4
Anaheim St	2	0	0	5
5th St	0	0	0	0
1st St	0	0	0	0
Downtown Long Beach	2	1	0	6
Pacific Av	0	0	0	0
Blue Line Rail Yard	0	0	0	0
Other	1	0	0	1
Total	28	13	22	123

ARRESTS				
AGENCY	LAPD	LASD	LBDP	FYTD
Felony	1	10	2	31
Misdemeanor	5	62	0	141
TOTAL	6	72	2	172

CITATIONS				
AGENCY	LAPD	LASD	LBDP	FYTD
Misdemeanor Citations	0	0	0	2
Other Citations	2	76	0	160
Vehicle Code Citations	0	6	0	10
TOTAL	2	82	0	172

CALLS FOR SERVICE				
AGENCY	LAPD	LASD	LBDP	FYTD
Routine	4	191	7	438
Priority	25	120	43	396
Emergency	3	7	17	57
TOTAL	32	318	67	891

DISPATCHED VS. PROACTIVE			
AGENCY	LAPD	LASD	LBDP
Dispatched	17%	N/C	3%
Proactive	83%	N/C	97%
TOTAL	100%	0%	100%

PERCENTAGE OF TIME SPENT ON THE RAIL SYSTEM	
Blue Line-LAPD	86%
Blue Line-LASD	N/C
Blue Line-LBDP	80%

GRADE CROSSING OPERATIONS				
LOCATION	LAPD	LASD	LBDP	FYTD
Azusa	0	20	0	29
Irwindale	0	24	0	60
Duarte Station	0	7	0	13
Monrovia	0	7	0	14
Magnolia Ave	0	0	0	0
Arcadia Station	0	5	0	10
Pasadena	0	38	0	65
South Pasadena	0	11	0	14
Marmion Way	0	0	0	0
Flower St	0	0	0	0
Washington St	45	0	0	92
Slauson	0	5	0	12
Florence	0	18	0	29
Firestone	0	6	0	10
103rd St	10	0	0	15
Willowbrook	0	31	0	77
Compton	0	7	0	20
Artesia	0	12	0	22
Del Amo	0	30	0	65
Wardlow Rd	0	0	0	2
Long Beach Blvd	0	0	0	0
Pacific Av	0	0	0	0
TOTAL	55	221	0	549

LEGEND
Los Angeles Police Department
Los Angeles County Sheriff's Department
Long Beach Police Department

B LINE (RED)

ATTACHMENT E
MONTHLY UPDATE ON TRANSIT POLICING PERFORMANCE - AUGUST 2023

REPORTED CRIME		
CRIMES AGAINST PERSONS	LAPD	FYTD
Homicide	0	0
Rape	0	1
Robbery	5	8
Aggravated Assault	17	26
Aggravated Assault on Operator	0	0
Battery	23	39
Battery Rail Operator	0	0
Sex Offenses	2	5
SUB-TOTAL	47	79
CRIMES AGAINST PROPERTY	LAPD	FYTD
Burglary	0	0
Larceny	6	11
Bike Theft	0	0
Motor Vehicle Theft	0	0
Arson	0	0
Vandalism	1	3
SUB-TOTAL	7	14
CRIMES AGAINST SOCIETY	LAPD	FYTD
Weapons	3	5
Narcotics	13	29
Trespassing	17	35
SUB-TOTAL	33	69
TOTAL	87	162

ARRESTS		
AGENCY	LAPD	FYTD
Felony	25	40
Misdemeanor	39	83
TOTAL	64	123

CITATIONS		
AGENCY	LAPD	FYTD
Other Citations	5	59
Vehicle Code Citations	0	0
TOTAL	5	59

CALLS FOR SERVICE		
AGENCY	LAPD	FYTD
Routine	20	46
Priority	146	299
Emergency	11	24
TOTAL	177	369

DISPATCHED VS. PROACTIVE	
AGENCY	LAPD
Dispatched	17%
Proactive	83%
TOTAL	100%

CRIMES PER STATION				
STATION	CRIMES AGAINST PERSONS	CRIMES AGAINST PROPERTY	CRIMES AGAINST SOCIETY	FYTD
Union Station	1	0	0	4
Civic Center/Grand Park	0	0	2	4
Pershing Square	4	0	0	6
7th St/Metro Ctr	4	1	1	18
Westlake/MacArthur Park	9	1	18	45
Wilshire/Vermont	4	0	4	19
Wilshire/Normandie	0	0	0	0
Vermont/Beverly	1	0	1	6
Wilshire/Western	4	0	0	6
Vermont/Santa Monica	3	0	1	4
Vermont/Sunset	1	0	1	3
Hollywood/Western	5	0	0	10
Hollywood/Vine	1	2	1	8
Hollywood/Highland	0	0	3	7
Universal City/Studio City	3	2	0	6
North Hollywood	7	1	1	16
Red Line Rail Yard	0	0	0	0
Total	47	7	33	162

PERCENTAGE OF TIME SPENT ON THE RAIL SYSTEM	
Red Line- LAPD	86%

LEGEND
Los Angeles Police Department

C LINE (GREEN)

ATTACHMENT E
MONTHLY UPDATE ON TRANSIT POLICING PERFORMANCE - AUGUST 2023

REPORTED CRIME			
CRIMES AGAINST PERSONS	LAPD	LASD	FYTD
Homicide	0	1	1
Rape	0	0	0
Robbery	0	4	7
Aggravated Assault	0	3	6
Aggravated Assault on Operator	0	0	0
Battery	1	1	5
Battery Rail Operator	0	0	0
Sex Offenses	0	0	0
SUB-TOTAL	1	9	19
CRIMES AGAINST PROPERTY	LAPD	LASD	FYTD
Burglary	0	0	1
Larceny	1	3	10
Bike Theft	0	0	1
Motor Vehicle Theft	0	1	2
Arson	0	0	0
Vandalism	0	1	5
SUB-TOTAL	1	5	19
CRIMES AGAINST SOCIETY	LAPD	LASD	FYTD
Weapons	0	0	1
Narcotics	0	5	12
Trespassing	0	1	5
SUB-TOTAL	0	6	18
TOTAL	2	20	56

ARRESTS			
AGENCY	LAPD	LASD	FYTD
Felony	0	4	8
Misdemeanor	0	10	34
TOTAL	0	14	42

CITATIONS			
AGENCY	LAPD	LASD	FYTD
Other Citations	76	20	137
Vehicle Code Citations	0	0	2
TOTAL	76	20	139

CALLS FOR SERVICE			
AGENCY	LAPD	LASD	FYTD
Routine	2	125	243
Priority	8	28	87
Emergency	1	8	15
TOTAL	11	161	345

DISPATCHED VS. PROACTIVE		
AGENCY	LAPD	LASD
Dispatched	16%	14%
Proactive	84%	86%
TOTAL	100%	100%

PERCENTAGE OF TIME SPENT ON THE RAIL SYSTEM	
Green Line-LAPD	87%
Green Line-LASD	94%

LEGEND
Los Angeles Police Department
Los Angeles County Sheriff's Department

CRIMES PER STATION				
STATION	CRIMES AGAINST PERSONS	CRIMES AGAINST PROPERTY	CRIMES AGAINST SOCIETY	FYTD
Redondo Beach	0	0	0	1
Douglas	0	0	1	2
El Segundo	0	1	0	1
Mariposa	0	0	0	1
Aviation/LAX	1	0	0	3
Hawthorne/Lennox	1	1	1	6
Crenshaw	4	2	0	7
Vermont/Athens	1	1	0	2
Harbor Fwy	0	1	0	3
Avalon	0	0	0	3
Willowbrook/Rosa Parks	1	0	1	9
Long Beach BI	0	0	3	8
Lakewood BI	2	0	0	5
Norwalk	0	0	0	5
Total	10	6	6	56

E LINE

ATTACHMENT E

MONTHLY UPDATE ON TRANSIT POLICING PERFORMANCE - AUGUST 2023

REPORTED CRIME			
CRIMES AGAINST PERSONS	LAPD	LASD	FYTD
Homicide	0	0	0
Rape	0	0	0
Robbery	4	1	6
Aggravated Assault	4	1	12
Aggravated Assault on Operator	0	0	0
Battery	4	2	11
Battery Rail Operator	0	0	0
Sex Offenses	1	0	2
SUB-TOTAL	13	4	31
CRIMES AGAINST PROPERTY	LAPD	LASD	FYTD
Burglary	0	0	0
Larceny	1	1	9
Bike Theft	0	0	0
Motor Vehicle Theft	0	0	0
Arson	0	0	0
Vandalism	0	0	1
SUB-TOTAL	1	1	10
CRIMES AGAINST SOCIETY	LAPD	LASD	FYTD
Weapons	1	0	1
Narcotics	1	0	1
Trespassing	4	0	7
SUB-TOTAL	6	0	9
TOTAL	20	5	50

ARRESTS			
AGENCY	LAPD	LASD	FYTD
Felony	8	1	12
Misdemeanor	10	0	16
TOTAL	18	1	28

CITATIONS			
AGENCY	LAPD	LASD	FYTD
Other Citations	3	1	14
Vehicle Code Citations	0	0	0
TOTAL	3	1	14

CALLS FOR SERVICE			
AGENCY	LAPD	LASD	FYTD
Routine	14	88	206
Priority	53	21	140
Emergency	7	3	21
TOTAL	74	112	367

DISPATCHED VS. PROACTIVE		
AGENCY	LAPD	LASD
Dispatched	15%	N/C
Proactive	85%	N/C
TOTAL	100%	0%

CRIMES PER STATION				
STATION	CRIMES AGAINST PERSONS	CRIMES AGAINST PROPERTY	CRIMES AGAINST SOCIETY	FYTD
Atlantic	0	0	0	2
East LA Civic Ctr	0	0	0	1
Maravilla	0	0	0	2
Indiana (both LAPD & LASD)	0	1	0	2
Soto	0	0	0	0
Mariachi Plaza	0	0	0	0
Pico/Aliso	0	0	0	0
Little Tokyo/Arts Dist	0	0	0	0
Historic Broadway	0	0	0	4
Grand Av Arts/Bunker Hill	0	0	0	0
7th St/Metro Ctr	0	0	0	0
Pico	1	0	0	3
LATTC/Ortho Institute	1	0	1	3
Jefferson/USC	2	0	1	3
Expo Park/USC	1	0	1	2
Expo/Vermont	3	0	0	3
Expo/Western	0	0	1	1
Expo/Crenshaw	0	0	0	3
Farmdale	0	0	0	2
Expo/La Brea	3	0	0	3
La Cienega/Jefferson	0	0	1	1
Culver City	0	0	0	1
Palms	1	1	0	2
Westwood/Rancho Park	0	0	0	1
Expo/Sepulveda	1	0	0	4
Expo/Bundy	0	0	1	1
26th St/Bergamot	0	0	0	0
17th St/SMC	0	0	0	1
Downtown Santa Monica	4	0	0	5
Expo Line Rail Yard	0	0	0	0
Total	17	2	6	50

PERCENTAGE OF TIME SPENT ON THE RAIL SYSTEM	
Expo Line-LAPD	86%
Expo Line-LASD	N/C

GRADE CROSSING OPERATIONS			
LOCATION	LAPD	LASD	FYTD
East Los Angeles	0	37	77
Figueroa St	0	0	0
Exposition Blvd	101	0	205
Culver City	0	1	1
Santa Monica	0	17	46
TOTAL	101	55	329

LEGEND	
Los Angeles Police Department	
Los Angeles County Sheriff's Department	

G LINE (ORANGE)

ATTACHMENT E
MONTHLY UPDATE ON TRANSIT POLICING PERFORMANCE - AUGUST 2023

REPORTED CRIME		
CRIMES AGAINST PERSONS	LAPD	FYTD
Homicide	0	0
Rape	0	0
Robbery	1	1
Aggravated Assault	0	1
Aggravated Assault on Operator	0	0
Battery	1	1
Battery Bus Operator	0	0
Sex Offenses	0	0
SUB-TOTAL	2	3
CRIMES AGAINST PROPERTY	LAPD	FYTD
Burglary	0	0
Larceny	1	2
Bike Theft	0	0
Motor Vehicle Theft	0	0
Arson	0	0
Vandalism	0	0
SUB-TOTAL	1	2
CRIMES AGAINST SOCIETY	LAPD	FYTD
Weapons	0	0
Narcotics	1	1
Trespassing	0	1
SUB-TOTAL	1	2
TOTAL	4	7

ARRESTS		
AGENCY	LAPD	FYTD
Felony	1	3
Misdemeanor	2	3
TOTAL	3	6

CITATIONS		
AGENCY	LAPD	FYTD
Other Citations	0	0
Vehicle Code Citations	86	150
TOTAL	86	150

CALLS FOR SERVICE		
AGENCY	LAPD	FYTD
Routine	0	0
Priority	7	8
Emergency	0	0
TOTAL	7	8

DISPATCHED VS. PROACTIVE	
AGENCY	LAPD
Dispatched	21%
Proactive	79%
TOTAL	100%

PERCENTAGE OF TIME SPENT ON THE BUS SYSTEM	
Orange Line- LAPD	89%

LEGEND
Los Angeles Police Department

CRIMES PER STATION				
STATION	CRIMES AGAINST PERSONS	CRIMES AGAINST PROPERTY	CRIMES AGAINST SOCIETY	FYTD
North Hollywood	0	0	1	3
Laurel Canyon	0	0	0	0
Valley College	1	0	0	1
Woodman	0	0	0	0
Van Nuys	1	0	0	1
Sepulveda	0	0	0	0
Woodley	0	0	0	0
Balboa	0	0	0	1
Reseda	0	0	0	0
Tampa	0	0	0	0
Pierce College	0	0	0	0
De Soto	0	0	0	0
Canoga	0	1	0	1
Warner Center	0	0	0	0
Sherman Way	0	0	0	0
Roscoe	0	0	0	0
Nordhoff	0	0	0	0
Chatsworth	0	0	0	0
Total	2	1	1	7

J LINE (SILVER)

ATTACHMENT E

MONTHLY UPDATE ON TRANSIT POLICING PERFORMANCE - AUGUST 2023

REPORTED CRIME			
CRIMES AGAINST PERSONS	LAPD	LASD	FYTD
Homicide	0	0	0
Rape	0	0	0
Robbery	1	0	1
Aggravated Assault	0	1	1
Aggravated Assault on Operator	0	0	0
Battery	0	0	0
Battery Bus Operator	0	0	0
Sex Offenses	0	0	0
SUB-TOTAL	1	1	2
CRIMES AGAINST PROPERTY	LAPD	LASD	FYTD
Burglary	0	0	0
Larceny	0	0	0
Bike Theft	0	0	0
Motor Vehicle Theft	0	0	0
Arson	0	0	0
Vandalism	0	0	0
SUB-TOTAL	0	0	0
CRIMES AGAINST SOCIETY	LAPD	LASD	FYTD
Weapons	0	0	0
Narcotics	0	0	0
Trespassing	1	0	1
SUB-TOTAL	1	0	1
TOTAL	2	1	3

ARRESTS			
AGENCY	LAPD	LASD	FYTD
Felony	1	0	1
Misdemeanor	2	2	4
TOTAL	3	2	5

CITATIONS			
AGENCY	LAPD	LASD	FYTD
Other Citations	131	0	260
Vehicle Code Citations	0	0	0
TOTAL	131	0	260

CALLS FOR SERVICE			
AGENCY	LAPD	LASD	FYTD
Routine	0	10	21
Priority	2	3	9
Emergency	0	2	2
TOTAL	2	15	32

DISPATCHED VS. PROACTIVE		
AGENCY	LAPD	LASD
Dispatched	13%	10%
Proactive	87%	90%
TOTAL	100%	100%

CRIMES PER STATION				
STATION	CRIMES AGAINST PERSONS	CRIMES AGAINST PROPERTY	CRIMES AGAINST SOCIETY	FYTD
El Monte	0	0	0	0
Cal State LA	0	0	0	0
LAC/USC Medical Ctr	0	0	0	0
Alameda	0	0	0	0
Downtown	0	0	0	0
37th St/USC	0	0	0	0
Slauson	0	0	0	0
Manchester	0	0	0	0
Harbor Fwy	0	0	0	0
Rosecrans	0	0	0	0
Harbor Gateway Transit Ctr	1	0	0	1
Carson	1	0	0	1
PCH	0	0	1	1
San Pedro/Beacon	0	0	0	0
Total	2	0	1	3

PERCENTAGE OF TIME SPENT ON THE BUS SYSTEM	
Silver Line- LAPD	89%
Silver Line- LASD	N/C

LEGEND	
Los Angeles Police Department	
Los Angeles County Sheriff's Department	

K LINE

ATTACHMENT E
MONTHLY UPDATE ON TRANSIT POLICING PERFORMANCE - AUGUST 2023

REPORTED CRIME			
CRIMES AGAINST PERSONS	LAPD	LASD	FYTD
Homicide	0	0	0
Rape	0	0	0
Robbery	0	0	1
Aggravated Assault	2	0	2
Aggravated Assault on Operator	0	0	0
Battery	0	0	1
Battery Bus Operator	0	0	0
Sex Offenses	0	0	1
SUB-TOTAL	2	0	5
CRIMES AGAINST PROPERTY	LAPD	LASD	FYTD
Burglary	0	0	0
Larceny	0	1	1
Bike Theft	0	0	0
Motor Vehicle Theft	0	0	0
Arson	0	0	0
Vandalism	0	0	0
SUB-TOTAL	0	1	1
CRIMES AGAINST SOCIETY	LAPD	LASD	FYTD
Weapons	0	1	2
Narcotics	0	0	0
Trespassing	1	0	2
SUB-TOTAL	1	1	4
TOTAL	3	2	10

ARRESTS			
AGENCY	LAPD	LASD	FYTD
Felony	1	0	2
Misdemeanor	1	1	3
TOTAL	2	1	5

CITATIONS			
AGENCY	LAPD	LASD	FYTD
Other Citations	0	0	2
Vehicle Code Citations	0	0	0
TOTAL	0	0	2

CALLS FOR SERVICE			
AGENCY	LAPD	LASD	FYTD
Routine	1	32	72
Priority	7	3	20
Emergency	1	0	1
TOTAL	9	35	93

DISPATCHED VS. PROACTIVE		
AGENCY	LAPD	LASD
Dispatched	16%	21%
Proactive	84%	79%
TOTAL	100%	100%

CRIMES PER STATION				
STATION	CRIMES AGAINST PERSONS	CRIMES AGAINST PROPERTY	CRIMES AGAINST SOCIETY	FYTD
Expo / Crenshaw	0	0	0	0
Martin Luther King Jr Station	0	0	1	2
Leimert Park Station	1	0	0	2
Hyde Park Station	1	0	0	1
Fairview Heights Station	0	1	0	3
Downtown Inglewood Station	0	0	1	1
Westchester / Veterans Station	0	0	0	1
Total	2	1	2	10

PERCENTAGE OF TIME SPENT ON THE RAIL SYSTEM	
K Line - LAPD	85%
K Line - LASD	N/C

LEGEND	
Los Angeles Police Department	
Los Angeles County Sheriff's Department	

BUS PATROL

ATTACHMENT E
MONTHLY UPDATE ON TRANSIT POLICING PERFORMANCE - AUGUST 2023

REPORTED CRIME			
CRIMES AGAINST PERSONS	LAPD	LASD	FYTD
Homicide	0	0	0
Rape	0	0	0
Robbery	5	4	18
Aggravated Assault	8	11	35
Aggravated Assault on Operator	5	1	11
Battery	22	6	45
Battery Bus Operator	6	1	18
Sex Offenses	2	0	4
SUB-TOTAL	48	23	131
CRIMES AGAINST PROPERTY	LAPD	LASD	FYTD
Burglary	0	0	1
Larceny	6	2	18
Bike Theft	0	0	3
Motor Vehicle Theft	1	0	1
Arson	0	0	0
Vandalism	1	1	9
SUB-TOTAL	8	3	32
CRIMES AGAINST SOCIETY	LAPD	LASD	FYTD
Weapons	1	3	8
Narcotics	6	5	19
Trespassing	0	0	1
SUB-TOTAL	7	8	28
TOTAL	63	34	191

LASD's Crimes per Sector		
Sector		FYTD
Westside	4	6
San Fernando	0	3
San Gabriel Valley	3	5
Gateway Cities	4	17
South Bay	23	39
Total	34	70

LAPD's Crimes per Sector		
Sector		FYTD
Valley Bureau		
Van Nuys	2	3
West Valley	1	1
North Hollywood	6	7
Foothill	1	1
Devonshire	3	5
Mission	0	1
Topanga	2	3
Central Bureau		
Central	11	20
Rampart	3	5
Hollenbeck	0	1
Northeast	2	3
Newton	7	14
West Bureau		
Hollywood	3	6
Wilshire	3	6
West LA	2	5
Pacific	1	2
Olympic	3	7
Southwest Bureau		
Southwest	6	10
Harbor	1	2
77th Street	5	14
Southeast	1	5
Total	63	121

ARRESTS			
AGENCY	LAPD	LASD	FYTD
Felony	18	11	53
Misdemeanor	8	39	92
TOTAL	26	50	145

CITATIONS			
AGENCY	LAPD	LASD	FYTD
Other Citations	2	56	106
Vehicle Code Citations	0	7	25
TOTAL	2	63	131

CALLS FOR SERVICE			
AGENCY	LAPD	LASD	FYTD
Routine	8	184	373
Priority	18	76	199
Emergency	0	4	16
TOTAL	26	264	588

DISPATCHED VS. PROACTIVE		
AGENCY	LAPD	LASD
Dispatched	17%	2%
Proactive	83%	98%
TOTAL	100%	100%

PERCENTAGE OF TIME SPENT ON THE BUS SYSTEM	
LAPD BUS	89%
LASD BUS	93%

LEGEND	
Los Angeles Police Department	
Los Angeles County Sheriff's Department	

UNION STATION

ATTACHMENT E

MONTHLY UPDATE ON TRANSIT POLICING PERFORMANCE - AUGUST 2023

REPORTED CRIME		
CRIMES AGAINST PERSONS	LAPD	FYTD
Homicide	0	0
Rape	0	0
Robbery	2	3
Aggravated Assault	3	4
Aggravated Assault on Operator	0	0
Battery	6	16
Battery Rail Operator	0	0
Sex Offenses	2	2
SUB-TOTAL	13	25
CRIMES AGAINST PROPERTY	LAPD	FYTD
Burglary	0	0
Larceny	7	15
Bike Theft	0	1
Motor Vehicle Theft	0	0
Arson	0	0
Vandalism	0	1
SUB-TOTAL	7	17
CRIMES AGAINST SOCIETY	LAPD	FYTD
Weapons	0	1
Narcotics	1	4
Trespassing	5	9
SUB-TOTAL	6	14
TOTAL	26	56

ARRESTS		
AGENCY	LAPD	FYTD
Felony	4	8
Misdemeanor	12	29
TOTAL	16	37

CITATIONS		
AGENCY	LAPD	FYTD
Other Citations	0	2
Vehicle Code Citations	0	0
TOTAL	0	2

CALLS FOR SERVICE		
AGENCY	LAPD	FYTD
Routine	17	28
Priority	70	109
Emergency	9	12
TOTAL	96	149

DISPATCHED VS. PROACTIVE	
AGENCY	LAPD
Dispatched	17%
Proactive	83%
TOTAL	100%

PERCENTAGE OF TIME SPENT ON THE SYSTEM	
Union Station	83%

LEGEND	
Los Angeles Police Department	

7TH & METRO STATION

ATTACHMENT E
MONTHLY UPDATE ON TRANSIT POLICING PERFORMANCE - AUGUST 2023

REPORTED CRIME		
CRIMES AGAINST PERSONS	LAPD	FYTD
Homicide	0	0
Rape	0	0
Robbery	1	1
Aggravated Assault	0	0
Aggravated Assault on Operator	0	0
Battery	6	9
Battery Rail Operator	0	0
Sex Offenses	0	0
SUB-TOTAL	7	10
CRIMES AGAINST PROPERTY	LAPD	FYTD
Burglary	0	0
Larceny	0	1
Bike Theft	0	0
Motor Vehicle Theft	0	0
Arson	0	0
Vandalism	0	0
SUB-TOTAL	0	1
CRIMES AGAINST SOCIETY	LAPD	FYTD
Weapons	0	0
Narcotics	0	0
Trespassing	2	5
SUB-TOTAL	2	5
TOTAL	9	16

ARRESTS		
AGENCY	LAPD	FYTD
Felony	0	0
Misdemeanor	0	0
TOTAL	0	0

CITATIONS		
AGENCY	LAPD	FYTD
Other Citations	2	11
Vehicle Code Citations	0	0
TOTAL	2	11

CALLS FOR SERVICE		
AGENCY	LAPD	FYTD
Routine	3	3
Priority	11	19
Emergency	1	2
TOTAL	15	24

DISPATCHED VS. PROACTIVE	
AGENCY	LAPD
Dispatched	16%
Proactive	84%
TOTAL	100%

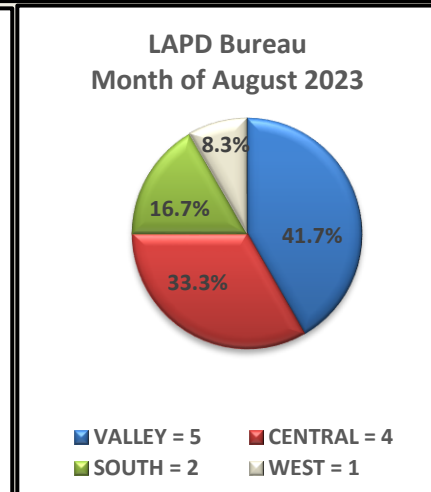
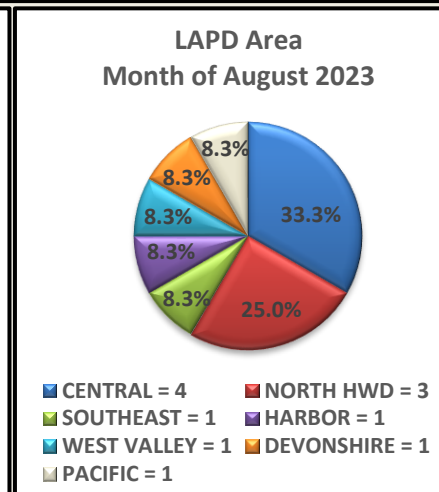
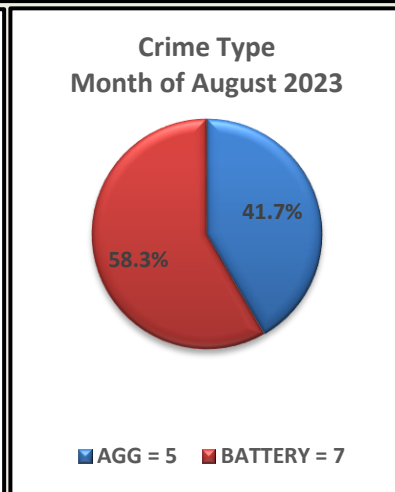
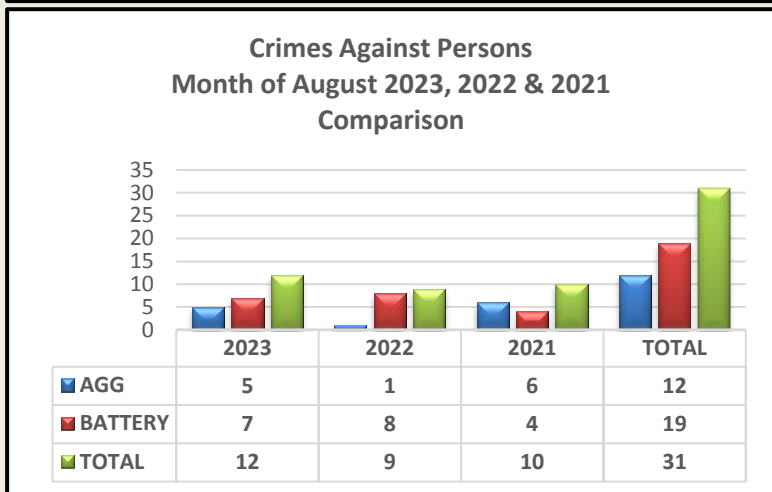
PERCENTAGE OF TIME SPENT ON THE SYSTEM	
7th & Metro Station	86%

LEGEND
Los Angeles Police Department



Los Angeles Police Department - Transit Services Division Monthly Bus / Rail Operator Assault Recap Report

AUGUST 2023



DATE & TIME	BUS / RAIL# LOCATION	NARRATIVE	SUSP INFO	TRANSIENT AND / OR MENTALLY DISABLED	BARRIER UTILIZED
08/06/23 @ 1650 HRS	Red Line Bus Turn-a-round 11232 Cumpston St Bus Line #94 Bus # 6095	BATTERY Victim proceed to the bus after a break. As victim walked passed suspect, suspect threw a cup of water at victim, striking victim's upper body. Officers arrived at the scene and took suspect into custody. NO INJURIES ARREST	M/H 30 YOA	Unkn Yes	N/A
08/07/23 @ 1305 HRS	6 th & Spring Bus Line #18 Bus # 1590	ADW Victim advised suspect "bus full" and he unable to allow suspect to enter with his wheelchair. Suspect retrieved a glass bottle and stood in front of bus and threw the glass bottle at the windshield causing it to shatter. Suspect then retrieve a second glass bottle and threw it at victim. INJURIES: Small laceration to his lips along with a chipped tooth and a loose tooth. NO ARREST	M/B 70 YOA	Unkn Unkn	Unkn

DATE & TIME	BUS / RAIL# LOCATION	NARRATIVE	SUSP INFO	TRANSIENT AND / OR MENTALLY DISABLED	BARRIER UTILIZED
08/10/23 @ 1420 HRS	Vanowen & Clybourn Av Bus Line #165 Bus # 2049	<p>BATTERY Suspect appeared intoxicated and played loud music from his cell. Suspect requested to exit bus. As suspect exited bus, suspect opened an aluminum can of beer and threw the liquid at victim. Suspect picked up the can of beer and fled location.</p> <p>INJURIES: Suspect complained of a sore neck due to being startled by the beer. Victim was treated by RA.</p> <p>NO ARREST</p>	M/H 46 YOA	Unkn Unkn	Unkn
08/12/23 @ 1650 HRS	Venice & Sepulveda Bus Line #33 Bus # 8640	<p>BATTERY Suspect requested to exit bus. Victim pulled bus over at a designated stop and opened the door to allow suspect to exit bus. Suspect stated he did not want to exit at that location. Suspect produced a knife from his pocket and stated, "You see what I got?" Victim called PD, parked bus and exited. Suspect exited and following victim off the bus then walked away.</p> <p>NO INJURIES</p> <p>NO ARREST</p>	M/B 25 YOA	Unkn Unkn	Unkn
08/13/23 @ 1340 HRS	Anaheim & Eubank Bus Line: #232 Bus # 1551	<p>BATTERY Victim stopped at railroad track safety stop. Suspect approached bus and demanded victim allow him to exit. Victim advised it was not a designated bus stop and he could not allow him to exit. Suspect became enraged in punched victim's face once. Fearful, victim allowed suspect to exit.</p> <p>INJURIES: Pain to his face, treated by RA, refused transport.</p> <p>NO ARREST</p>	M/H 25 YOA	Unkn Unkn	Unkn
08/14/23 @ 1710 HRS	Red Line Bus Turn-a-round 11232 Cumpston St. Bus Line #94 Bus # 1680	<p>ADW / BRANDISHING Victim parked in a bus stall space. Suspect approached victim and attempted to enter bus. Victim advised bus was not available. Suspect became agitated, removed a stun gun from a gun holder and activated it stating, "if you step up on the curb, I'll stun you." Victim was fearful.</p> <p>NO INJURIES</p> <p>NO ARREST</p>	M/B 35 YOA	Unkn Unkn	N/A
08/17/23 @ 1935 HRS	Grand Ave & Cesar Chavez Bus Line #55 Bus # 3879	<p>ADW / BRANDISHING Victim advised suspect "last stop." Suspect stood in the curb and pointed a handgun at victim. Fearful, victim continued to drive and called 911. Victim felt ok and willing to pull-in.</p> <p>INJURIES: No physical injuries. Compsych was notified and deemed necessary per BOC report.</p> <p>NO ARREST</p>	M/W 33 YOA	Unkn Unkn	N/A

DATE & TIME	BUS / RAIL# LOCATION	NARRATIVE	SUSP INFO	TRANSIENT AND / OR MENTALLY DISABLED	BARRIER UTILIZED
08/18/23 @ 1710 HRS	Figueroa & Cesar Chavez Bus Line # 60 Bus # 6060	<p>ADW / BRANDISHING Victim advised suspect “last stop.” Suspect refused to exit and stated, “I want to kill you.” Victim replied, “No, my friend, why?” Suspect then asked victim for water victim was drinking. Victim approached suspect to give suspect some of his water. Suspect punched victim’s chin then fled out bus. Suspect located a piece of rebar and smashed / shattered the bus windows. Victim barricaded himself inside bus. Officers arrived and took suspect into custody.</p> <p>NO INJURIES ARREST</p>	M/W 33 YOA	Unkn Yes	N/A
08/20/23 @ 0740 HRS	Green Line Avalon Station 11667 Avalon Bus Line #Unkn Bus # Unkn	<p>BATTERY Victim exited bus to throw away trash. Suspect approached victim from behind and attempted hit victim victim’s head. Victim moved and prevented contact. Suspect began to yell multiple time, “Shut up whore.” Victim entered bus and locked the doors. Suspect walked into the Avalon Station platform. Incident was delayed reporting (2:00 PM).</p> <p>NO INJURIES NO ARREST</p>	M/B 30 YOA	Unkn Unkn	Unkn
08/20/23 @ 1340 HRS	Regional Connector Little Tokyo / Arts District 402 E. 1 st St.	<p>BATTERY Witnesses 1 – 2 (Allied Security) observed suspect on the platform with a shopping cart. Witnesses advised to exit location due to code of conduct / safety violation. When the train arrived, suspect attempted to enter. Victim exited the drivers cab and told suspect not to board train. Suspect pushed victim’s chest. LAPD took suspect into custody.</p> <p>NO INJURIES ARREST</p>	M/H 28 YOA	Unkn Transient	N/A
08/20/23 @ 1620	Zelzah & Ventura Av Bus Line #150 Bus # 2008	<p>BATTERY Victim was parked and waiting to begin his second route. Suspect approached and knocked on the bus door. Victim advised he would be leaving in 20 minutes. Suspect gestured he could not hear victim. Victim opened the bus door, suspect bolted inside bus and punched victim’s face. Victim dropped his cell when he covered his face. Suspect quickly grabbed victim’s cell stepped outside bus and threw victim’s cell in the air causing it to land on the roof of an adjacent building. Suspect fled location.</p> <p>INJURIES: No reported injuries. Victim requested to be seen by a company doctor. NO ARREST</p>	M/H 35 YOA	Unkn Unkn	Unkn

DATE & TIME	BUS / RAIL# LOCATION	NARRATIVE	SUSP INFO	TRANSIENT AND / OR MENTALLY DISABLED	BARRIER UTILIZED
08/25/23 @ 2000 HRS	Reseda & Devonshire Bus Line #240 Bus # 1773	<p>BATTERY Suspect entered bus with an open alcohol container. Victim stated to suspect he was not allowed to enter with the open container and an argument ensued. Suspect threw the contents of the container at victim's chest causing victim's shirt to get wet. Suspect exited bus and fled.</p> <p>NO INJURIES NO ARREST</p>	M/B 32 YOA	Unkn Unkn	Unkn



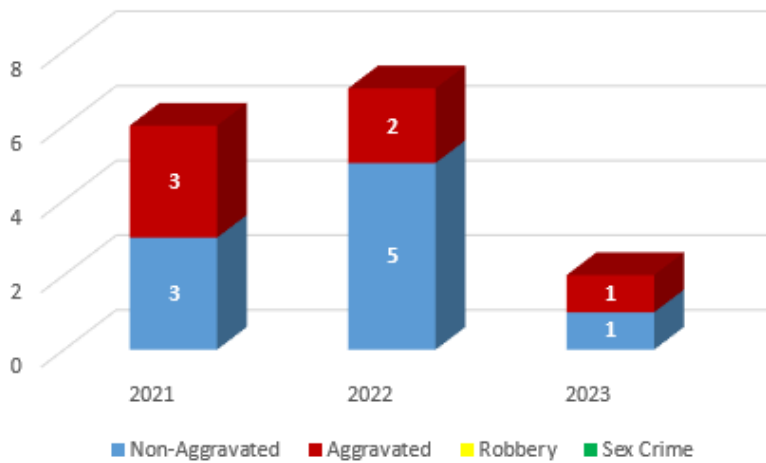
Monthly Bus/Rail Operator Assault Report



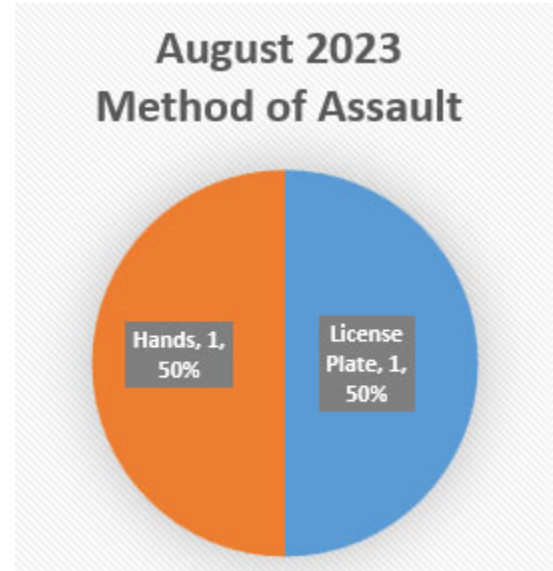
August 2023

August Bus/Rail Operator Assaults

August 2021 - 2023 Assaults



August 2023 Method of Assault



In August, there was one aggravated assault with an arrest, and one non-aggravated assault.

Date	Time	Line	Bus #	Narrative	Barrier*
8/13/2023	17:01	4	8720	Santa Monica 8/13 1630hrs - Sus FB/40s slapped bus op on arm over fare	Yes
8/22/2023	5:23	55	3912	Willowbrook busbay 8/22 0523hrs Sus transient FH/37yrs arrested for assaulting patron and bus op with a license plate for no reason	B (NU)

*B (NU): Barrier installed, not used; N/A (o): Not applicable, assault occurred outside of barrier



System Security & Law Enforcement

Attachment G

Sexual Crimes / Harassment Calls for Service August 2023

Calls related to sexual crimes / harassment are routed through System Security & Law Enforcement Operations Center, which then transfers the caller to a free 24/7 hotline — Center for the Pacific Asian Family Inc., and Sister Family Services — that can provide more directed counseling. Between August 1st and August 31st, Metro Transit Security, LAPD, LASD, and LBPD received nine (9) incidents and referred all victims of sexual harassment to the above free hotlines.

August 2023 Incident Type & Totals					
	LAPD	LASD	LBPD	MTS	SSLE
Sexual Harassment	0	0	0	0	0
Sexual Battery	7	0	0	0	7
Lewd Conduct	1	0	0	0	1
Indecent Exposure	0	1	0	0	1
TOTAL	8	1	0	0	9

Counseling Information Provided	
	August 2023
YES	9
NO- If no, why?	0
Gone On Arrival	0
Did Not Have Info	0
Telephonic Report	0
Not Offered	0
Refused	0
Officer Witnessed Incident	0
TOTAL	9

October 2023 Monthly Update on Public Safety

Gina Osborn
Chief Safety Officer

New Multi-Layered Deployment Update

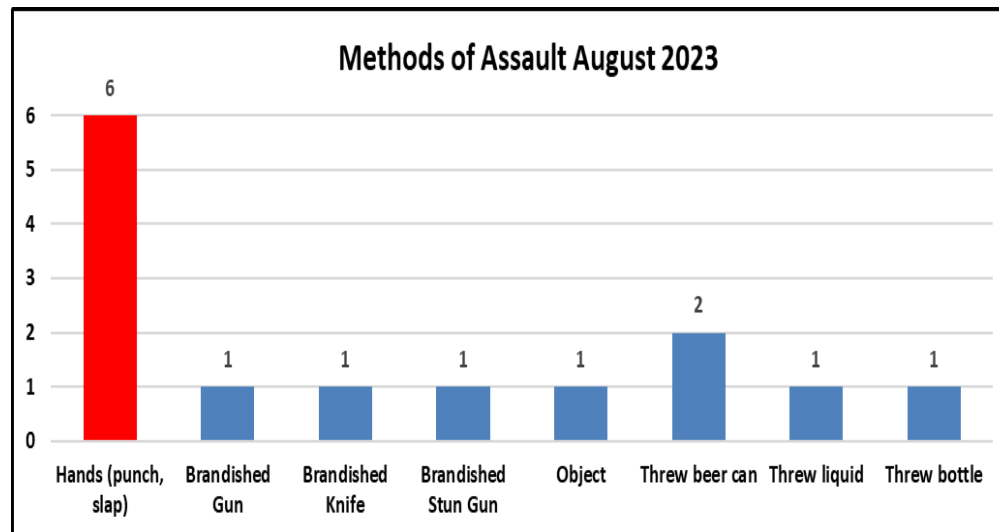
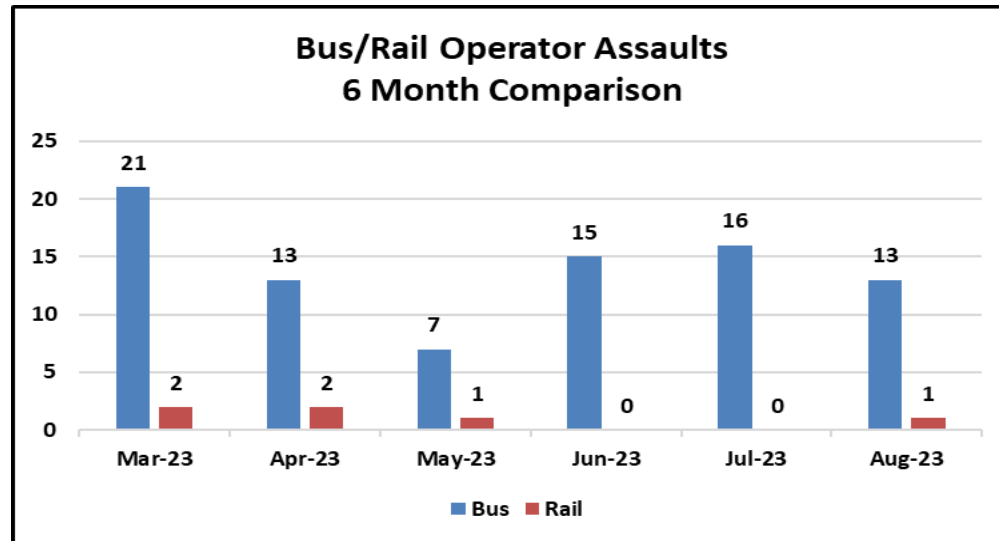
- On July 10, Metro established a multi-layered deployment that will have a significant impact across the entire rail system including end-of-line stations and mid-point (Focus) stations, decreasing the number of non-destination travelers that are required to leave the rail system at the end of the night when the system closes.
- The following reflects the results of the deployment from July 10 to August 31.
 - 271 citations and 173 warnings issued by Transit Security Officers.
 - Law enforcement conducted:
 - 284 arrests
 - 376 citations
 - 1876 warnings

Law Enforcement Homeless Outreach	Total Stats
LAPD HOPE Team Outreach Services Offered and Accepted*	Offered: 200 Accepted: 10
LASD MET Team Outreach Services Contacts and Accepted*	Contacts: 1018 Accepted: 13
Long Beach Quality of Life (QOL) Team	Contacts: 134 Accepted: 41

August Public Safety Trends and Statistics

- Overall, crime on the system decreased 53% by the end of August when compared with April 2023, the month which recorded the highest number of crimes year-to-date for 2023 (341 vs 720).
- When comparing July with August 2023, total crime increased by 3% (341 vs 331). However, this crime increase is below the 4.5% average increase of July to August for the years 2017 to 2019.
- This increase is typically attributed to various summer events in August and to the increase in children riding the system due to the beginning of the school year.
- A public facing dashboard is in the final development stages. This dashboard, will feature data on crimes, arrests, citations, and calls for service. The dashboard will launch at the end of this month.

August 2023 Operator Assaults



- Bus/Rail **operator assaults decreased from 16 in July to 14 in August**
- Assault with hands (punch, slap) was the top method of assault
- No reason, refused entry, and upset over stop were the top reasons for assaults

Top Reasons for Assault August 2023	
Reason	Count
No reason	5
Refused entry	2
Upset over stop	2
Demanded stop	1
Intoxicated	1
Told to exit	1
Upset over fare	1
Wanted to board	1
Grand Total	14

Metro Ambassadors Update

SUPPORT

Metro Ambassadors continue to support riders, connect riders to resources, and report incidents or maintenance needs. They were deployed on the A Line, B Line, C Line, D Line, K Line, J Line, as well as bus lines 210, 40, 20, and 720.

CONNECT

For the month of **August 2023**, Metro Ambassadors conducted **69,024** customer interactions and reported the following:

- 863 Cleanliness Issues
- 223 Elevator and Escalator Problems
- 178 Graffiti Incidents
- 208 Safety Issues

REPORT

Ambassadors were certified and equipped to carry and administer Narcan in April 2023. For the month of August 2023, Metro Ambassadors reported **19 Narcan** incidents:

- (9) incidents at WLMP
- (3) incidents at Union Station
- (2) incidents at 7th St. Metro Ctr.
- (1) incident at Slauson Station
- (1) incident at Wilshire/Vermont Station
- (1) incident at Downtown Santa Monica Station
- (1) incident at Willowbrook/Rosa Parks Station
- (1) incident at Fillmore Station

Ancillary Areas Update

- **All ancillary areas along the B & D lines have been cleaned.**
- **Each ancillary area is deep cleaned every 14 days, with additional-cleaning more frequently on an as-needed basis as identified during the daily security patrols. To date, Custodial Services has completed three full cleaning cycles, the fourth cycle started on October 2, 2023.**
- **Contract security now patrols every ancillary area a minimum of six times per day, during which they remove any trespassers and identify areas that need to be cleaned for prompt response.**
- **Over the last 30 days, 26 trespassers have been removed from the ancillary areas. An additional 87 security officers will be added to the deployment temporarily to ensure there is coverage at all the stations throughout all three shifts. All 87 security officers will be hired and deployed by November 30, 2023.**

Ancillary Areas Motion 30 Response

- **Nearly all audible alarms at the ancillary doors have been reprogrammed to sound for up to two hours if the door was entered or exited without first tapping a valid employee ID on the adjacent badge reader.**
- **One door remains to be wired for an alarm. Staff estimates this work will be completed before the end of this month.**
- **Staff continues to evaluate various options to further secure these areas while maintaining emergency access. Operations is investigating opportunities to install gating to prohibit trespassing into ancillary corridors that are not used to access emergency exits.**