



Board Report

File #: 2024-0228, **File Type:** Informational Report

Agenda Number: 34.

**OPERATIONS, SAFETY, AND CUSTOMER EXPERIENCE COMMITTEE
JUNE 20, 2024**

SUBJECT: MONTHLY UPDATE ON PUBLIC SAFETY

ACTION: RECEIVE AND FILE

RECOMMENDATION

RECEIVE AND FILE the Public Safety Report.

ISSUE

Metro is committed to providing outstanding trip experiences for all transportation system users. In furtherance of the Vision 2028 Plan, Metro implemented a multi-faceted plan to improve safety and safety perceptions for riders and employees. The following summarizes current initiatives to accomplish this objective and recent public safety trends.

BACKGROUND

Within Metro’s Public Safety Mission statement, the agency recognizes that each individual is entitled to a safe, dignified, and human experience. In March 2023, the Board adopted a revised Code of Conduct, a Bias-Free Policing Policy, and a Public Safety Analytics Policy to avert racial profiling and bias in the deployment of Metro security and law enforcement services. Furthermore, since July 2023, Metro has been using a comprehensive deployment model to utilize all resources from the public safety ecosystem.

These actions align with numerous initiatives to improve safety and the perception of safety on the system, including the increased, strategic, and layered deployment of personnel (comprised of customer-centered ambassadors and community intervention specialists, as well as transit security, private security, and law enforcement officers) and the piloting of safety and security interventions to address specific concerns (e.g., drug use and crime) on the system.

DISCUSSION

System Security & Law Enforcement (SSLE) is responsible for overseeing safety initiatives on the Metro system, working in coordination with other departments, including Operations and Customer Experience. SSLE forms the foundation of Metro’s comprehensive approach to safety and security, focused specifically on protecting our customers and employees by preventing and addressing crime

on our system, enforcing Metro's Code of Conduct, ensuring the safety of our facilities, directing the deployment of law enforcement and private security presence throughout the system, and proactively identifying and addressing areas of possible concern.

The following is a snapshot of activities and performance and outcome-related data for April, the most recent month for which systemwide law enforcement data is available.

DEPLOYMENTS AND TRENDS

Metro continues to incorporate enhancements and find innovative ways for its proactive safety and security model to address evolving societal issues that intersect with the system. The agency's comprehensive resource approach to safety, with high visible presence on the system, continues to strategically address, minimize, or prevent crime occurrences systemwide. Our activities are reflected within the positive and the areas of improvement, as daily challenges allow for continuous safety/security corrective measures systemwide. This includes:

- Systemwide crime numbers (down from last month)
- Crimes Against Persons (increases in both rail and bus, after consecutive months of bus system declines)
- Crimes Against Property (with four consecutive months of declines systemwide)
- Crimes Against Society (significant decrease systemwide from the previous month)

Ridership in April 2024 was 26,210,300, up 10.8% from April 2023 (23,661,295), marking our 17th consecutive month of year-over-year ridership growth. When observing Crimes Against Persons per 1 million boardings, a decline has continued this month in the annual comparison of April 2024 to April 2023, a trend that first began in January 2024.

SSLE's weekly coordination with its law enforcement partners, security partners, and other multi-layered resources prescribes strategic collaboration related to safety and security on the system. The multi-layered safety partners conduct weekly report-outs and utilize data from various internal and external sources (i.e., Call Center, Transit Watch app, crime reports, etc.) to ensure strategies are maintained, adjusted, or newly incorporated to mitigate crime spikes or arising trends on the system.

Systemwide Crime Stats

The following represents crime statistics and data analysis for April 2024.

The overall number of crimes systemwide declined in April 2024 by 18.9% (447 vs 551) compared to March 2024.

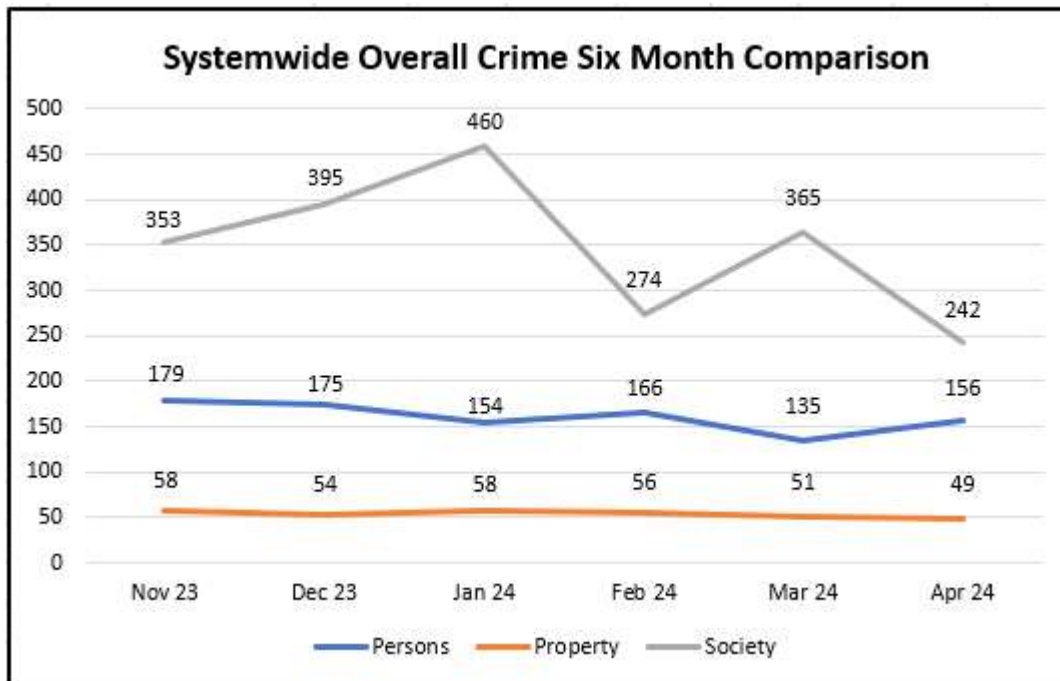
Crimes Against Persons rose 15.6% in April 2024 compared to March 2024 (156 vs. 135). By mode, Crimes Against Persons on the rail system increased by 18.6% (102 vs. 86), specifically due to increases in aggravated assaults (22 vs. 17), robberies (21 vs. 11), and sex offenses (7 vs. 3). The bus system increased by five or 10.2% (54 vs. 49) mainly due to an increase in aggravated assaults

(16 vs. 11). Despite the increase in Crimes Against Persons from March to April, Crimes Against Persons in 2024 are trending lower than in 2023. In 2023, Crimes Against Persons averaged 186 per month, while in 2024 (four months of data), they are averaging 153 per month. This represents a 17.7% decrease in average monthly Crimes Against Persons (violent crimes).

Crimes Against Property systemwide slightly decreased by 3.9% when comparing April 2024 to March 2024. On the rail system, crime increased by one or 3.2% (32 vs. 31). Crimes Against Property on the bus system saw a 15.0% (17 vs. 20) decline from March 2024 to April 2024.

Crimes Against Society throughout the system saw a significant decrease of 33.7% (242 vs. 365). By mode, the rail system experienced declines in trespassing (162 vs. 257) and narcotics (55 vs. 84). On the bus system, there was an overall decrease of 7.1% compared to March 2024.

The following chart demonstrates the crime trend over the past six months:



The following three tables compare crime data for Crimes Against Persons, Property, and Society per one million boardings for April 2024, March 2024, and April 2023.

Crimes Against Persons (which include violent crimes) per one million boardings increased by 14.1% when compared to March 2024 and decreased by 25.1% when compared to April 2023:

Systemwide	Apr-24	Mar-24	% Change Mar 24 vs Feb 24	Apr-23	% Change Apr 24 vs Apr 23
Crimes Against Persons	156	135	15.6%	188	-17.0%
Ridership	26,210,300	25,880,698	1.3%	23,661,295	10.8%
Crimes Against Persons per 1 Million Boardings	5.95	5.22	14.1%	7.95	-25.1%

Crimes Against Property per one million boardings saw a decrease of 5.1% compared to March 2024 and decreased by 34.0% compared to April 2023:

Systemwide	Apr-24	Mar-24	% Change Mar 24 vs Feb 24	Apr-23	% Change Apr 24 vs Apr 23
Crimes Against Property	49	51	-3.9%	67	-26.9%
Ridership	26,210,300	25,880,698	1.3%	23,661,295	10.8%
Crimes Against Property per 1 Million Boardings	1.87	1.97	-5.1%	2.83	-34.0%

Crimes Against Society per one million boardings decreased by 34.5% compared to March 2024 and decreased by 53.0% compared to April 2023:

Systemwide	Apr-24	Mar-24	% Change Mar 24 vs Feb 24	Apr-23	% Change Apr 24 vs Apr 23
Crimes Against Society	242	365	-33.7%	465	-48.0%
Ridership	26,210,300	25,880,698	1.3%	23,661,295	10.8%
Crimes Against Society per 1 Million Boardings	9.23	14.10	-34.5%	19.65	-53.0%

Deployment Results

The following reflects the results of the deployment for April and the effects of preventing and reducing crime on the system.

Law Enforcement

LAPD, LASD, and LBPD enforce the penal code on the system, including conducting trespass investigations. The table below represents the law enforcement efforts to enforce the penal code on the system for April.

Law Enforcement Efforts (April 2024)	Arrests	Citations*	Warnings*
LAPD	368	466	1346
LASD	151	154	407
LBPD	0	2	0

*Law enforcement citations and warnings are not related to fare but for trespassing, loitering, and moving violations.

Law enforcement homeless outreach data has been omitted from this report as staff works to align how homeless outreach data is defined and reported. Currently, each law enforcement partner defines their outreach efforts differently, making it challenging to demonstrate the impact of their work across the system. Staff will coordinate with the Homeless Outreach team to define particular data sets and provide law enforcement partners with a standardized template to provide their data. This allows for a streamlined approach to understanding the outreach efforts systemwide and reporting information and trends. Once the data has been aligned, staff will resume reporting in July 2024.

End of Line

Contract security (CS) officers offload trains at the end-of-line (EOL) stations. This operation functions to deter patrons from riding our system without valid fare while allowing cleaning to promote a clean and safe environment. Offloading operations also simultaneously provide security support for Metro employees performing their duties. For the month of April, CS cleared 12,272 trains.

Station	March 2024		April 2024	
	Trains Cleared	Patrons Offloaded	Trains Cleared	Patrons Offloaded
APU/Citrus	1,623	8,641	1,524	7,248
Atlantic	1,251	3,085	1,234	2,837
Downtown Long Beach	1,260	9,833	814	4,440
Downtown Santa Monica	1,588	4,794	1,056	3,023
Expo/Crenshaw	471	93	670	51
North/Hollywood	1,508	3,991	958	6,387
Norwalk	788	2,213	830	3,265
Redondo Beach	1,025	4,396	1,145	1,672
Union Station	2,509	4,187	2,231	6,894
Westchester/Veterans	978	2,940	1,143	3,870
Wilshire/Western	366	2,830	667	3,147
Grand Total	13,367	47,003	12,272	42,834

CS shares their observations during weekly comprehensive planned deployment meetings with Metro Homeless Outreach and law enforcement partners. CS observations are compared with feedback from Metro Blue Shirts and Transit Ambassadors to understand where unhoused riders require the most resources. In April, Metro Homeless Outreach efforts continue to target the following stations: Westlake/MacArthur Park, Willowbrook/Rosa Parks, Vermont/Santa Monica, and Lake. The table below reflects these efforts.

Metro Homeless Outreach Efforts (Excluding End of Line)	April Totals
Engagements	876
Enrollments into Homeless Management Information System (HMIS)	33
Interim Placements	5
Permanent Housing Placements	0

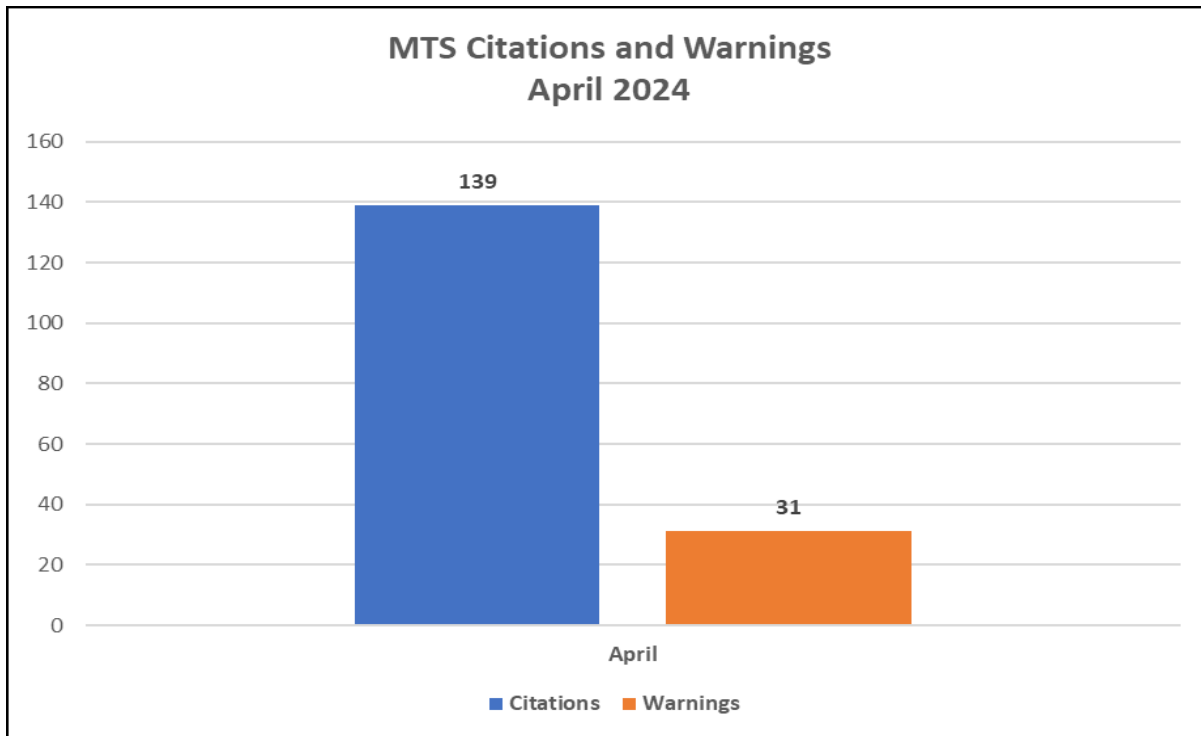
Metro Homeless Outreach has fixed posts at key EOL stations within the comprehensive planned deployment. Staff currently support six EOL stations (Union Station, Downtown Santa Monica, Downtown Long Beach, Atlantic, North Hollywood, and APU/Citrus). The efforts at EOL account for 1,621 (65%) of 2,497 total engagements during the month of April. The table below reflects the outreach efforts at EOL stations.

Metro Homeless Outreach Efforts (End of Line)	April Totals
Engagements	1621
Enrollments into Homeless Management Information System (HMIS)	123
Interim Placements	38
Permanent Housing Placements	4

Transit Security

The primary role of Metro Transit Security (MTS) in the Comprehensive Planned Deployment is Code of Conduct enforcement. In April, MTS officers issued 131 citations and 39 written warnings for Code of Conduct violations. Of those, 153 (90%) were due to individuals failing to provide proof of fare. A breakdown of the remaining citations is shown in the table below. The numbers reflect MTS's continued efforts to deter those attempting to access the system for non-transit purposes in violation of the Code of Conduct.

Citations and Warnings - April 2024	
Category	Count
Proof of Fare	153
Smoking/Vaping	13
Failure to Comply with Code	2
Littering or Dumping	1
Urinating/Defecating	1



TRANSIT SECURITY FARE COMPLIANCE TEAMS - APRIL 2024			
DEPLOYMENT PERIOD	LINES COVERED ¹	REMOVALS - FARE ²	REMOVALS - CoC ³
04/01/24 - 04/05/24	A, B, C, E	276	179
04/08/24 - 04/12/24	A, B, C, E	237	160
04/15/24 - 04/19/24	A, B, C, E	341	181
04/22/24 - 04/26/24	A, B, C, E	264	184
04/29/24 - 05/03/24	A, B, C, E	258	177

¹ Refers to Focus Stations and End-of-Line Stations on indicated rail line.

² Combined number of persons removed from rail station at fare gate, mezzanine, or platform for fare evasion (No proof of fare).

³ Combined number of persons removed from rail station at mezzanine or platform for Code of Conduct violations.

TRANSIT SECURITY TRAIN RIDING TEAMS - APRIL 2024				
DEPLOYMENT PERIOD	LINES COVERED	TRIPS ¹	REMOVALS - FARE ²	REMOVAL - CoC ³
04/01/24 - 04/05/24	A, B, C, E	89	91	54
04/08/24 - 04/12/24	A, B, C, E	80	97	59
04/15/24 - 04/19/24	A, B, C, E	86	82	43
04/22/24 - 04/26/24	A, B, C, E	80	95	63
04/29/24 - 05/03/24	A, B, C, E	82	94	61

¹ Combined number of trips taken by TRT on the referenced rail lines.

² Combined number of persons removed from the train for fare evasion (No proof of fare).

³ Combined number of persons removed from the train for Code of Conduct violations.

Operator Safety

In April, operator assaults increased by two assaults when compared to March 2024 (12 vs. 10). Brandishing a knife, using hands (punch, slap), and using a knife were the top three methods of assault. Of the 12 assaults, eight reported a bus barrier in use, two occurred outside the bus, and the remaining two did not provide details of bus barrier use. Of the reported assaults, four victims required medical transport. All 12 assaults occurred on various bus lines, and the occurrences of operator assaults are scattered throughout Metro’s service area. Six of the assaults occurred between 12 noon and 5:59 p.m., three assaults occurred between 6:00 p.m. and 11:59 p.m., two assaults occurred between 6:00 a.m. and 11:59 a.m., and one assault occurred between 12:00 a.m. and 5:59 a.m.

Figures A and B provide context on how operator assaults this month compare to prior months and to prior years, respectively. Figure C shows the methods of assault that were used in April.

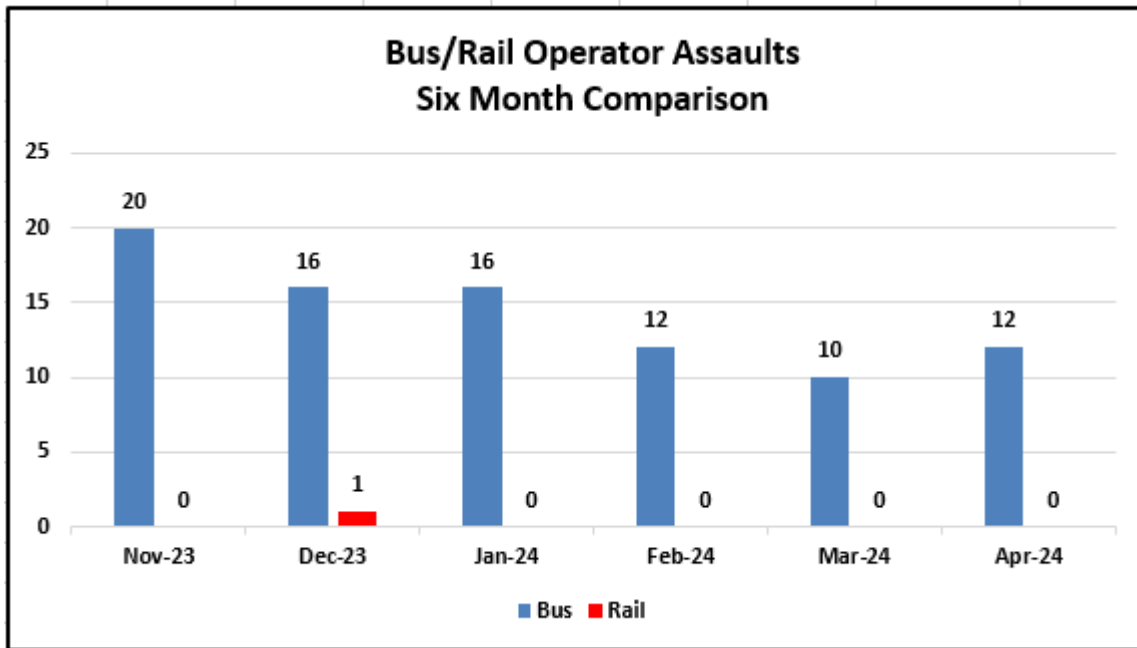


Figure A: Bus/Rail Operator Assaults

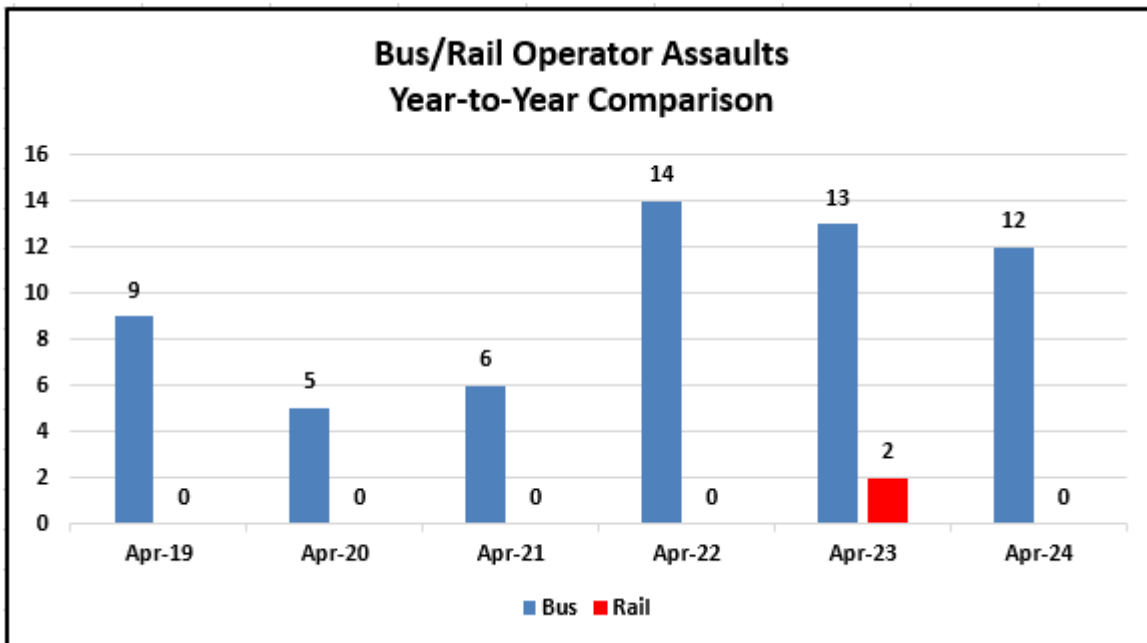


Figure B: Bus/Rail Operator Assaults Year-to-Year Comparison

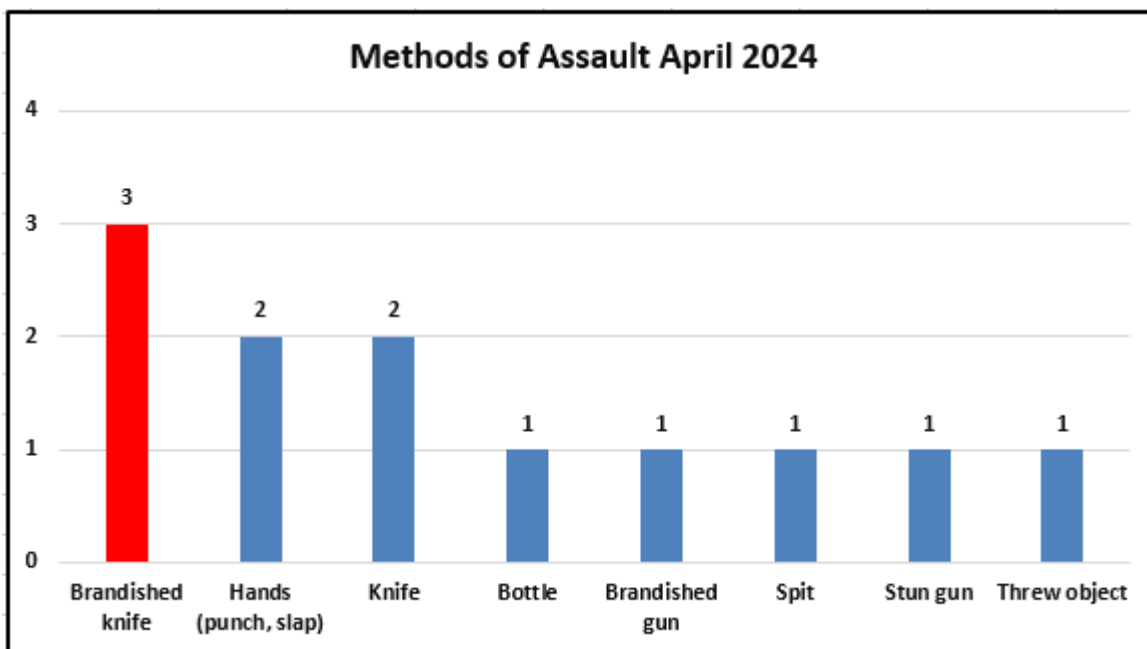


Figure C: Methods of Assault

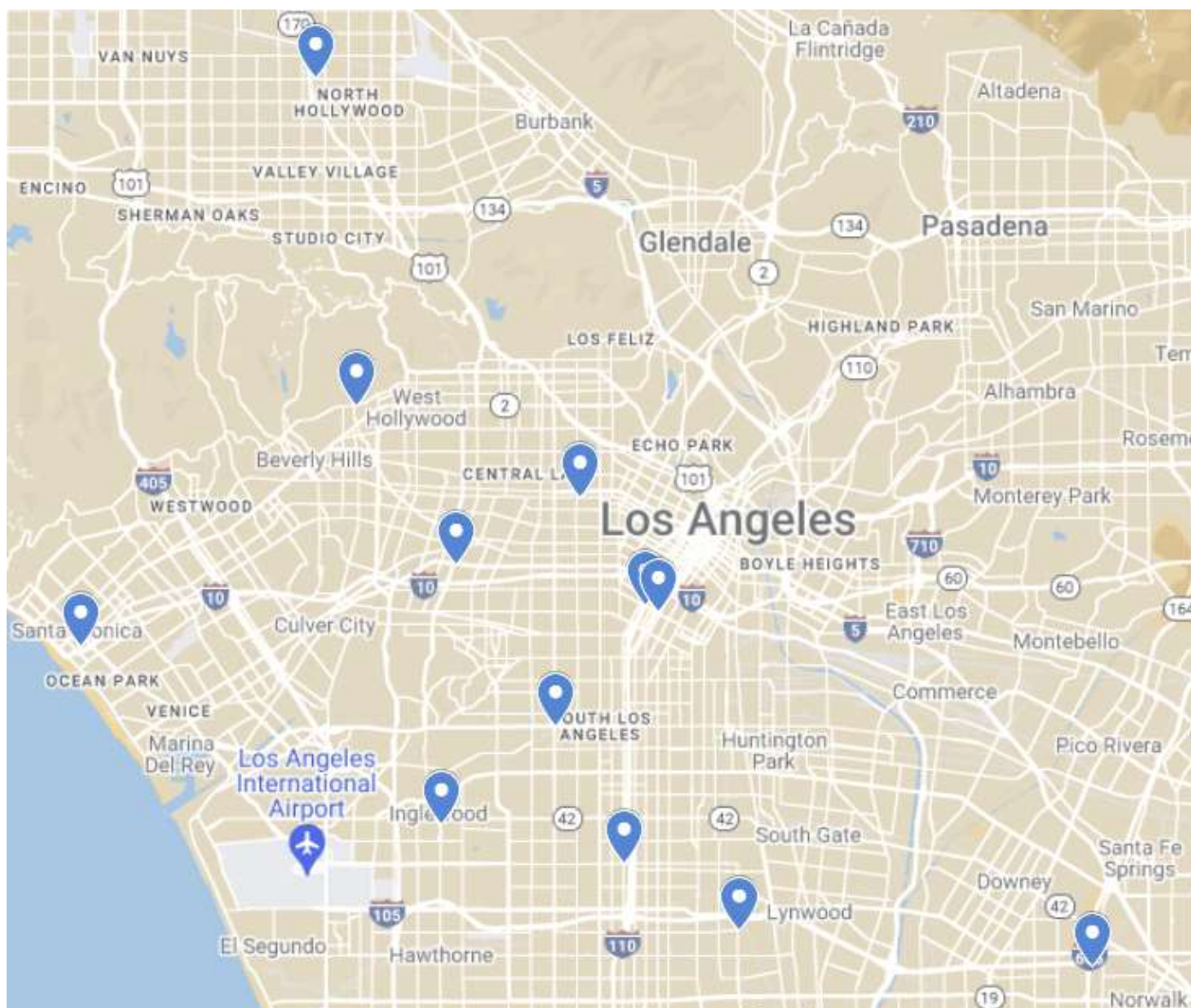


Figure D: Geographic Locations of April Operator Assaults

Bus Safety Teams

Transit Security Bus Safety Teams rotate across the top 10 bus lines with reported incidents of operator assaults and lines with newly reported incidents of operator assaults and other significant security incidents to enforce Metro’s Code of Conduct. In April, an end-of-line operation was conducted during Owl Service at the North Hollywood G Line Station to address bus operator concerns about non-destination travelers refusing to alight buses at the end of the line. This Bus Safety Team operation resulted in 144 removals for non-compliance between April 1 and April 12. Staff received positive feedback from bus operators and Division 8 management on this operation. As such, a similar operation will take place in May in Santa Monica.

TRANSIT SECURITY BUS SAFETY TEAMS – APRIL 2024				
DEPLOYMENT PERIOD	LINES COVERED	TRIPS ¹	REMOVALS ²	VERBAL WARNINGS ³
04/01/24 – 04/05/24	111, 207, J Line, G Line	96	152	33
04/08/24 – 04/12/24	111, 207, J Line, G Line	94	115	56
04/15/24 – 04/19/24	111, 207, J Line	81	126	49
04/22/24 – 04/26/24	53, 207, J Line	86	125	51
04/29/24 – 05/03/24	111, 207, J Line	90	154	55

¹ Combined number of trips taken by Bus Safety Teams on the referenced bus lines.

² Combined number of persons removed at the bus door for fare evasion.

³ Combined number of verbal warnings given inside the bus for Code of Conduct violations.

Two remaining Transit Security Bus Safety Teams are tentatively scheduled to be deployed by late Summer 2024. The MTS teams are augmented with law enforcement support. Law enforcement Bus Teams conduct bus boardings, which is when an officer momentarily boards a bus during its stop, asks the operator if everything is okay, and ensures there are no safety issues on board. In April, there were 9,571 and 10,321 bus boardings by LAPD officers and LASD deputies, respectively.

In addition to Code of Conduct enforcement, TSOs provide riders with safety tips, such as being aware of their surroundings while using their mobile phones and informing them of the Transit Watch application to report incidents. Several TSOs are bilingual and can assist patrons in Spanish, Korean, and Thai, among other languages. TSOs also engage with bus operators to obtain information regarding safety issues or areas of concern that the Bus Safety Teams can address. Additionally, when possible, TSOs provide operators with verbal tips related to safety and de-escalation tactics to ensure they can respond appropriately to incidents that may threaten their safety.

Staff will continue to review crime statistics and physical assault data to identify potential trends and patterns that will inform deployment strategies to reduce crime on the bus system and help decrease and prevent bus operator assaults. In addition, staff engage with bus operators from all 10 bus divisions at monthly RAP sessions to obtain feedback on lines and geographical areas where bus operators have safety concerns.

ACTIVITIES

Public Safety Surge Update

The Metro system has experienced acts of significant violence on the system in recent months. While Metro and its security partners have taken many steps to improve safety, the Board agreed more must be done to protect riders and employees. As a result, the Board approved Motion 31 by Directors Bass, Barger, Hahn, Solis, Najarian, and Yaroslavsky (Attachment A) at its May 2024 Meeting, directing staff to increase the daily planned deployment of public safety personnel to be physically present on buses and trains, establish a unified command led by SSLE, ensure working cellular service throughout the rail system, and bolster education of the Transit Watch app. The

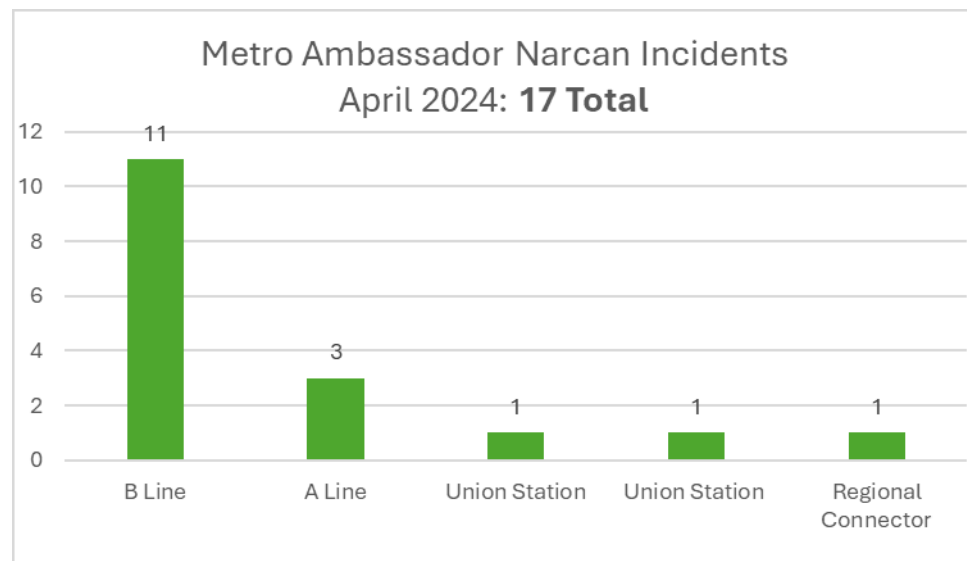
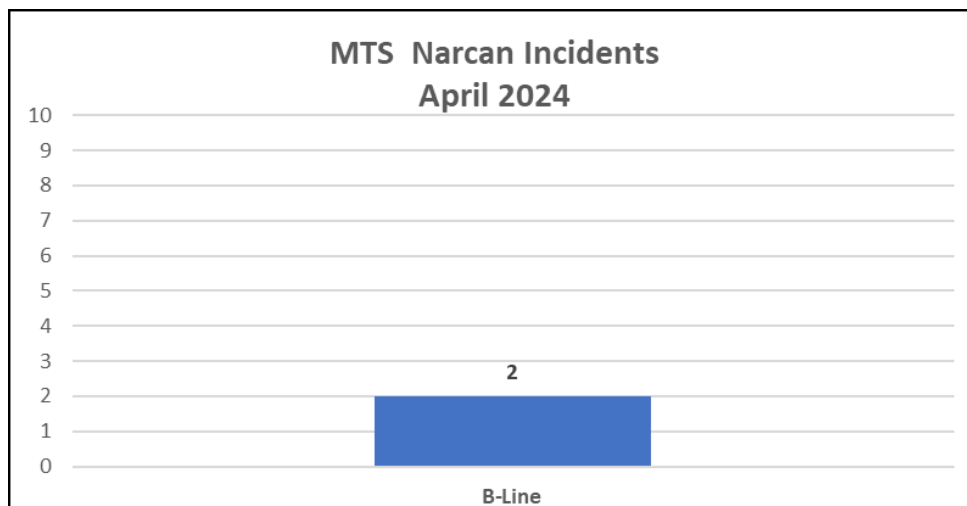
following is a snapshot of activities for the first two weeks of the Public Safety Surge (May 20-May 28).

Deployment Resource	5/20 -5/23	5/24-5/28	Total 5/20-5/28
LAPD – B/D and E Lines within their jurisdiction	21 Reported Crimes: <ul style="list-style-type: none"> • 20 Trespassing • 1 Battery 55 Arrests: <ul style="list-style-type: none"> • 47 Trespassing-related • 8 Related to Warrants 	51 Reported Crimes: <ul style="list-style-type: none"> • 48 Trespassing • 2 Narcotics • 1 Robbery 97 Arrests: <ul style="list-style-type: none"> • 74 Trespassing-related • 16 Related to Warrants • 2 Weapons • 1 Robbery 	72 Reported Crimes: <ul style="list-style-type: none"> • 68 Trespassing • 2 Narcotics • 1 Battery • 1 Robbery 152 Surge-related Arrests: <ul style="list-style-type: none"> • 121 Trespassing-related • 24 Related to Warrants • 2 Weapons • 1 Robbery
LASD – A & C Lines	0 Reported Crimes 4 Arrests: <ul style="list-style-type: none"> • 2 Narcotics • 1 Open Container/Drinking in Public • 1 Weapons-related 	0 Reported Crimes 0 Arrests	0 Reported Crimes 4 Arrests: <ul style="list-style-type: none"> • 2 Narcotics • 1 Open Container/Drinking in Public • 1 Weapons-related
LBPD – A Line Stations within their jurisdiction	0 Reported Crimes 0 Arrests	0 Reported Crimes 0 Arrests	1 Reported Crime: <ul style="list-style-type: none"> • 1 Rape (investigation leads to a possible unsubstantiated claim) 0 Arrests
Allied Universal	10 Reported Crimes: <ul style="list-style-type: none"> • 6 Vandalism • 4 Narcotics 	15 Reported Crimes: <ul style="list-style-type: none"> • 9 Vandalism • 5 Trespassing • 1 Weapons 	25 Reported Crimes: <ul style="list-style-type: none"> • 15 Vandalism • 5 Trespassing • 4 Narcotics • 1 Weapons
Inter-Con	0 Reported Crimes 0 Arrests	0 Reported Crimes 0 Arrests	0 Reported Crimes 0 Arrests

Staff will continue to provide updates on the surge and its activities in future months.

Narcan Deployment

MTS, LASD, and Metro Ambassadors are equipped with Narcan and administer it as needed to individuals experiencing symptoms of an overdose. LAPD and LBPD are not required to carry Narcan, per their agency’s policies. In April, MTS saved two lives, while Metro Ambassadors saved 17 lives through the timely administration of Narcan, a 54% increase from last month. LASD reported one Narcan incident on April 7.



In total, 20 Narcan incidents were reported in April, a 54% increase from the 13 reported incidents in March. The continued observed decline on the B Line can be attributed to the 24/7 coverage of contract security and their efforts to keep the ancillary (non-public) areas clear in addition to actively addressing issues, such as trespassing on the tracks and right of way and assisting the offloading of non-destination travelers at end-of-line stations. Additionally, the use of upgraded intrusion detection

at certain station ancillary areas provides for proactive alerting, which allows streamlined communication between the Rail Operations Center and the Security Operations Center and a direct dispatch of contract security officers to trespassing in ancillary areas that are known for being briefly occupied for drug use.

Public Facing Dashboard Update

Marketing staff continues to update the Safety landing page on Metro.net (metro.net/safety) that provides public awareness of Metro's public safety mission, offers 'spotlights' of what is happening on the system, and describes how we are keeping riders safe and what they can do to be safe. In May, SSLE met with ITS and individuals from Marketing to ensure that the development of the SSLE dashboard is aligned with feedback received from Customer Experience and that the dashboard complements the overall messaging strategy for system safety. Collaborating with Marketing brings insights into user experience and design and ensures that the dashboard's content and design align with Customer Experience's guidelines and the overall messaging strategy. Furthermore, by working closely with ITS and Marketing, the team can gather feedback early and make necessary adjustments throughout the development process. Currently under review are the detailed dashboard pages, the integration of the dashboard into metro.net/safety, and the loading of SSLE's data. Staff will ensure the public's viewing and knowledge experience of the dashboard aligns with Metro's branding and best practices as they continue to receive input from Marketing and Customer Experience partners and iterative on deeper integration of the data into the landing page and overall messaging strategy.

Emergency Management Update

On April 3, Metro's Emergency Management Department's Interim Senior Director, Moniek Pointer, was a featured speaker at the California Emergency Services Association's (CESA) Spring Program. The presentation focused on the activities conducted by Metro for preparedness activities, how the agency has planned for and responded to large-scale special events, and how to best coordinate with transit agencies for mutual aid coordination and support for emergency response and recovery.

Emergency Training and Exercises

In April, Emergency Management coordinated Metro's participation in the LAFD CNG First Responder Seminar. The event took place on April 10 and 11 and was coordinated in response to the nine LAFD Firefighters who were injured in February when responding to a non-Metro CNG vehicle fire. Corporate Safety and Bus Maintenance provided educational material for emergency response to Metro CNG vehicles, participated in a question-and-answer panel discussion, and displayed a vehicle with an instructor to answer any specific questions on Metro's CNG fueling system. The event hosted over 500 firefighters from around the country each day of the seminar.

On April 25, EMD conducted the fourth of 11 planned exercises for this calendar year. The full-scale exercise was conducted at the C Line Norwalk Station using an Active Shooter with Hostages scenario. The objectives were to increase engagement with local first responders, improve response time and awareness of response procedures, and enhance coordination and communication with our

first responder and jurisdictional partners. Participants included the Los Angeles Sheriff's Department, the City of Norwalk's Emergency Management Department, the City of Norwalk Public Safety Department, the City of Norwalk Community Emergency Response Team Volunteers, the Metro Maintenance of Way, Rail Operations, Rail Operations Control Center, C Line Management, and the Emergency Management Department.



CUSTOMER COMMENTS

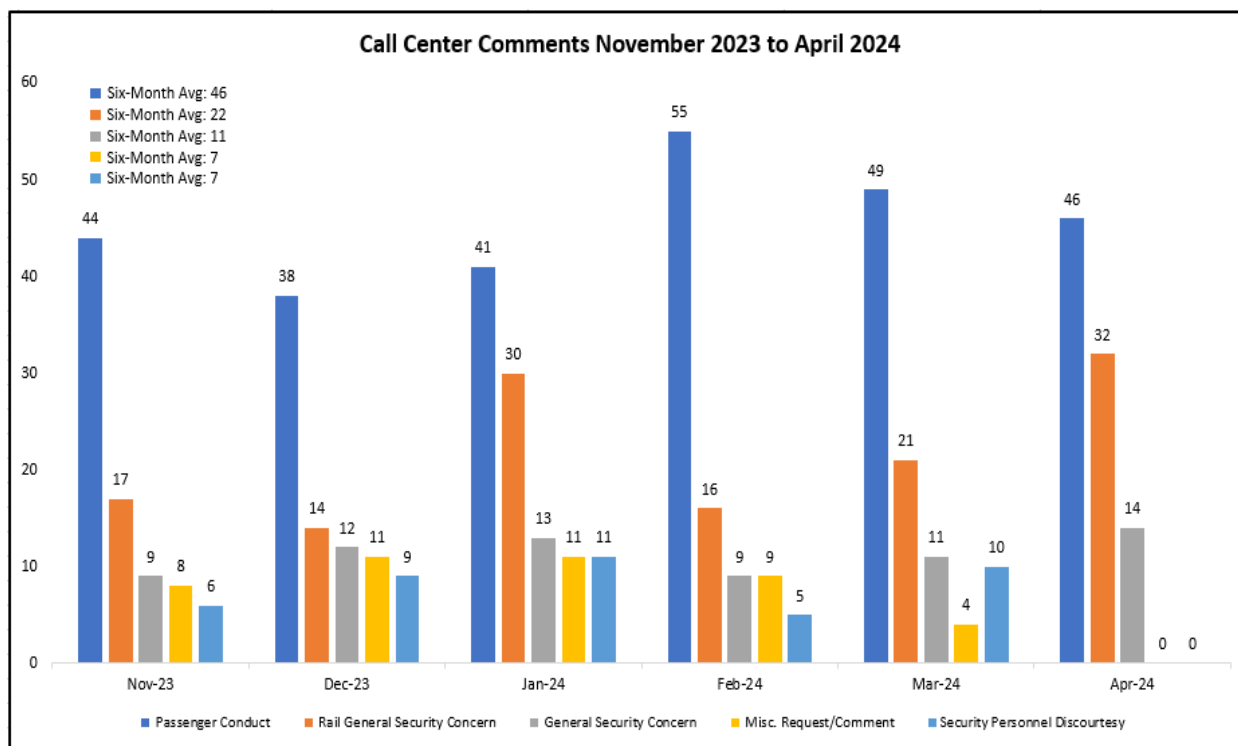
In April, there was a 19.8% increase in engagements related to Safety and Security on social media accounts compared to March, representing the highest volume in seven months. April also saw 11.4% more posts and comments than the second-highest month, February 2024. The spike in engagement followed the tragic fatal incident at the Universal City/Studio City Station on April 23, which attracted media coverage and increased online discussions about safety on the Metro system. SSLE will continue to ensure visible security presence through comprehensive security resources.

The Safety Personnel subtopic continues to generate the highest volume of engagement overall, as the issue of Safety and Security has averaged an overall negative sentiment. Reddit's volume of posts and comments increased by nearly 50%, and sentiment was more negative overall. When discussing safety and security at specific Metro stations, Union Station is frequently mentioned. Users also expressed security concerns at Harbor Freeway Station, primarily concerning graffiti and cleanliness. In addition, passenger conduct was expressed as an issue at the Avalon Station and 7th Street/Metro Center Station.

Call Center Comments

From March to April, customer comments related to *Passenger Conduct* decreased by 6.1% from 49 to 46. Examples of some of the most common comments received are riders complaining about individuals smoking on the train, drinking alcoholic beverages, and playing loud music.

Customer comments related to *Rail General Security Concern* and *General Security Concern* increased by 52.4% (21 to 32) and 27.3% (11 to 14), respectively. Examples of these types of incidents range from harassment to assault. SSLE will continue highlighting top themes from comments submitted to the Call Center and collaborate with its public safety partners to address them as part of the Comprehensive Planned Deployment.



Staff reviews all safety and security-related customer comments for trends and patterns to inform possible shifts of uniformed personnel deployments to where ongoing Code of Conduct and crime issues are identified. Moreover, any customer comment referencing criminal activity is forwarded to law enforcement for a follow-up with the customer to investigate the incident and file a crime report.

Transit Watch (TW) App

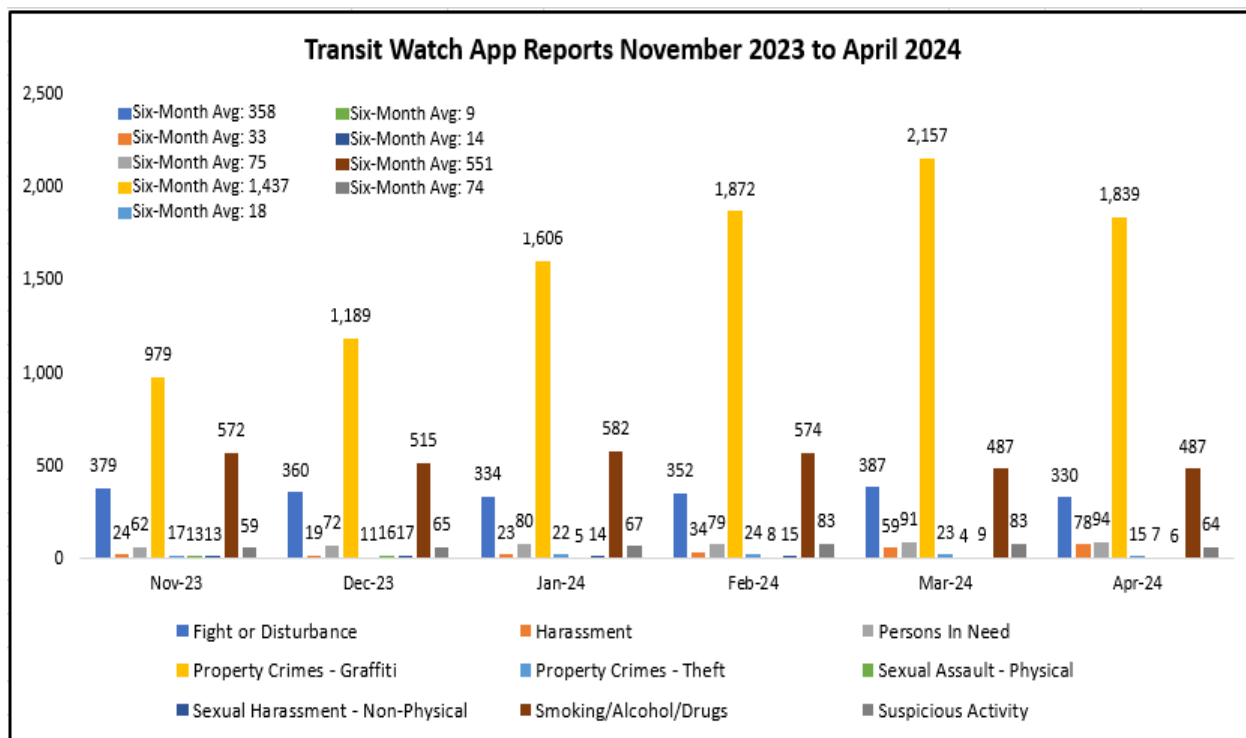
Transit Watch App reports related to safety and criminal activity for April totaled 2,920, a decrease of 11.5% compared to March. The Security Operations Center’s Security Control Specialists’ (SCS) response time for receiving the report to initial contact with the reporting party decreased by 20.7% from March to April (0.46 minutes). By comparison, in FY23, the average response time was 4.9 minutes, exceeding the fiscal year’s target of 4 minutes. For FY24, SSLE established a target response time of 2 minutes to ensure a faster process for determining the proper response and dispatch of resources, improving calls for service response times on the system. The reported

number for April exceeds the target goal and demonstrates Metro’s commitment to providing excellent customer service and timely security resources to keep patrons and employees safe.

Types of Reported Incidents

Of the incident types reported through the Transit Watch application, harassment reports increased from March to April. Smoking/alcohol/drugs remained constant. Property crimes-graffiti decreased from March to April; however, this category made up the majority of the incidents, at 63%.

Graffiti incidents reported in April were 1,839 vs. 2,157 in March (a 14.7% decrease). Of the 1,839 graffiti incidents captured, Ambassadors reported 74.7% (1,373) of these occurrences, a 4.7% decrease compared to 1,441 reported in March. The number of harassment reports submitted in April was 78 vs. 59 in March (a 32.2% increase), while the number of smoking/alcohol/drugs reports submitted in April was 487, the same number reported in March.



Transit Watch reports highlighted increased property crime and cleanliness issues along the A, B, C, and E lines. These observations resulted in increased patrols at stations with the highest observations.

SSLE also utilized the weekly meetings between members of the Comprehensive Planned Deployment to discuss observed increases in security incidents, which included theft. SSLE will continue to explore best practices such as messaging/awareness campaigns, education, and video analytics to address graffiti, theft, and harassment systemwide. Additionally, SSLE will look to identify locations (stations, trains, and buses) and the time of day of harassment reports to determine if any

patterns exist and work with multi-layer resources to develop a strategy for visibility to prevent and minimize these types of incidents.

Stations with the Most Reported Incidents

For graffiti incidents, the top three locations in April were Willowbrook/Rosa Parks Station (77), Hawthorne/Lennox Station (64), and Pico Station (47). The top three locations reporting harassment incidents were Little Tokyo/Arts District Station (8), 7th Street/Metro Center Station (5), and Union Station (4). The top three locations reporting smoking/alcohol/drug incidents were 7th Street/Metro Center Station (21), North Hollywood Station (15), and Union Station (15).

METRO AMBASSADOR PROGRAM UPDATE

A Metro Ambassador's role is to provide support to riders, connecting riders to resources, and reporting safety incidents or maintenance needs, thereby helping to improve the perception of safety. Metro Ambassadors were deployed on all rail lines, G Line, J Line, and bus lines 210, 40, and 720.

Public Safety Advisory Committee (PSAC) Ambassador Ride Along: On April 24, Metro Ambassador Program Senior Director Karen Parks participated in the PSAC Metro Ambassador Ride Along. PSAC members had the opportunity to observe firsthand the work performed by Metro Ambassadors on the system and ask questions.

April 2024 Special Deployments

Ambassadors were sent to special deployments to help with crowd control and wayfinding, assist customers who need special assistance and to keep a watchful eye to report or de-escalate any safety related incidents.

- G Line Detours
- Dodger Games
- Vaisakhi Celebration Parade
- Bus Lines 106 & 605
- Anime Show at the Convention Center
- Long Beach Grand Prix
- B Line Bus Bridge Deployment

By the numbers

For the month of April 2024, Metro Ambassadors conducted 69,950 customer engagements and reported the following:

- 1,964 Cleanliness Issues (8.8% decrease from last month)
- 1,369 Graffiti Incidents (4.4% decrease from last month)

- 359 Elevator and Escalator Problems (1.4% increase from last month)
- 290 Safety Issues (0.3% decrease from last month)

Ambassadors in Action

- **April 6, 2024, Wilshire/Western Bus Stop, 4:40 PM:** Metro Ambassadors noticed a shattered glass display and observed an individual at the bus stop wielding a golf club, shouting at passersby, and indecently exposing herself. Ambassadors promptly contacted BOC, who notified LAPD and Supervision. Police officers arrived and apprehended the individual.
- **April 7, 2024, Union Station, 9:52 AM:** A person who appeared to be unhoused approached the Metro Ambassadors seeking medical assistance, indicating that moving was painful. The Ambassadors promptly called 911, and paramedics arrived to transport the individual to a medical facility.
- **April 10, 2024, Westlake/MacArthur Park Station, 6:21 PM:** A customer alerted ambassadors to a person overdosing on the platform. Upon reaching this individual, the Metro Ambassadors administered 5 Narcan doses and contacted ROC and 911. The individual regained consciousness, and Ambassadors assisted him in sitting down until paramedics arrived. The customer declined transportation to a medical facility and boarded the B Line train.
- **April 21, 2024, Little Tokyo/Arts District Station, 8:10 AM:** A group of individuals were loitering on the stairs, blocking the customers' ability to pass through. It also appeared as though they were participating in drug use. Security and LAPD were notified and had the individuals leave the station.

Positive Customer Feedback - Metro Ambassadors

A report was received by the Metro call center regarding an incident on April 12, 2024. The customer wrote, "I want to praise the Metro Ambassadors. I see them everywhere I go helping riders out. Just having them around has made me feel safer. Today in particular I saw something really kind and wonderful. Someone had fallen asleep near the elevator. They walked over to him and bent down and asked if he was ok. He gave them a thumbs up and they gave him a thumbs up and then continued along the platform."

Report received via CCATS, for incident on April 8, 2024. The customer wrote, "Kudos to the Metro Ambassador who was there to assist with loading my tap card. He was very helpful and informed me of the Ambassador program. I feel safer knowing that this program is in place".

EQUITY PLATFORM

Metro continues to take a cross-disciplinary approach to improve ridership, customer experience, and, most importantly, the safety of Metro's system. The collaboration between SSLE and its partners in the comprehensive public safety model remains strong as they work strategically together to

support vulnerable and unhoused riders, respond to customer concerns, and improve cleanliness and security on the system. Each public safety resource is deployed on the system after carefully considering customer comments and crime data and observations shared by law enforcement partners, contract security, multi-disciplinary outreach teams, and Metro Ambassadors to ensure every resource is used efficiently. To address upticks in incidents, such as harassment, SSLE increased overall visible presence on the system.

Operator safety continues to be a top priority, as seen with another operation of Bus Safety Teams on the G Line, in response to concerns about non-destination travelers not alighting during Owl Service. Bus operators have repeatedly expressed that they need more security presence during Owl Service, so this recent operation shows that their voices are being heard and action is being taken to address their concerns. Through these safety operations and the comprehensive deployment, Metro aims to create a safer environment for employees to perform their duties and riders to enjoy their trip experience.

NEXT STEPS

SSLE continues to monitor our law enforcement partners, private security, and Transit Security Officer performance, monitor crime stats, and consider information from surveys, customer complaints, and physical security assessments, amongst other sources, to analyze safety-related issues, adjust deployment strategies, and formulate new interventions.

ATTACHMENTS

- Attachment A - Board Motion 31
- Attachment B - Arrests by Race & Ethnicity April 2024
- Attachment C - Total Crime Summary April 2024
- Attachment D - Systemwide Law Enforcement Overview April 2024
- Attachment E - MTA Supporting Data April 2024
- Attachment F - Bus & Rail Operator Assaults April 2024
- Attachment G - Sexual Harassment Crimes April 2024

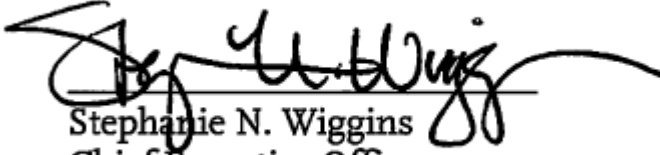
Prepared by: Robert Gummer, Interim Deputy Chief, System Security & Law Enforcement Officer, (213) 922-4513

Vanessa Smith, Executive Officer, Customer Experience, (213) 922-7009

Imelda Hernandez, Senior Manager, Transportation Planning, (213) 922-4848

Reviewed by: Kenneth Hernandez, Interim Chief Safety Officer, Chief Safety Office, (213) 922-2990

Jennifer Vides, Chief Customer Experience Officer, Customer Experience Office, (213) 940-4060



Stephanie N. Wiggins
Chief Executive Officer



Metro

Los Angeles County
Metropolitan Transportation
Authority
One Gateway Plaza
3rd Floor Board Room
Los Angeles, CA

Board Report

File #: 2024-0365, File Type: Motion / Motion Response

Agenda Number: 31.

REGULAR BOARD MEETING MAY 23, 2024

Motion by:

DIRECTORS BASS, BARGER, HAHN, SOLIS, NAJARIAN, AND YAROSLAVSKY

Metro Public Safety Surge Motion

Recently, our system has endured an uptick in violence and crime. Law enforcement agencies are reporting a rise in crime, resulting in increased arrests and citations for trespassing, narcotics, and weapons possession. As Metro ridership continues to increase to pre-pandemic levels, reaching more than 950,000 weekday riders in March 2024, the increase in crime threatens to derail our goal of exceeding 1.2 million weekday riders if we cannot ensure the safety of those who want and need to use the bus and rail system. As a Board, we propose urgent, decisive action to keep our riders, employees, and community members safe.

The Metro Board of Directors took swift action last month to approve the manufacture and installation of reinforced physical barriers to better protect bus operators from this senseless violence. Metro's entire bus fleet is anticipated to be fitted with new barriers by the end of the year. However, this is not enough. There has been a surge in violent crimes across the Metro bus and rail system over the past 3 months, resulting in death, injuries, and increased safety concerns for Metro's riders and frontline employees.

Additionally, Wi-Fi and cell phone service are not reliably available throughout Metro's rail system, hampering our riders' ability to communicate with public safety personnel. Metro's Transit Watch Mobile App, for instance, allows riders to directly contact emergency and law enforcement personnel by text or phone, but requires Wi-Fi or cellular service. We must ensure Wi-Fi and cell phone service are available systemwide so that riders can quickly and easily contact public safety personnel when needed.

While Metro and its security partners have taken many steps to improve safety, we must do more to ensure the safety of our riders and employees across the system.

SUBJECT: METRO PUBLIC SAFETY SURGE MOTION

RECOMMENDATION

APPROVE Motion by Bass, Barger, Hahn, Solis, Najarian, and Yaroslavsky that the Board direct the

Chief Executive Officer to:

- A. Increase the daily planned deployment of public safety personnel, adjusting deployment to focus on the rail cars, buses, and stations with the highest incidents of crime and public safety issues so that riders and frontline employees feel safe.
- B. Direct public safety personnel, including Los Angeles Police Department, Los Angeles Sheriff's Department, Long Beach Police Department, and Metro Transit Security officers to be physically present on buses and trains.
- C. Direct public safety personnel to proactively walk through rail cars and ride buses. Public safety personnel must also schedule overlapping or staggered shift times to ensure continuity and avoid gaps in coverage.
- D. Establish a unified command led by Metro's Systems Security & Law Enforcement Department, with representation from all public safety resources.
- E. Ensure that cellular service is enabled and working at all underground metro rail stations, on the platforms, and during transit throughout the rail system, and bolster education and awareness of Metro's Transit Watch Mobile App so riders can directly access an emergency response.



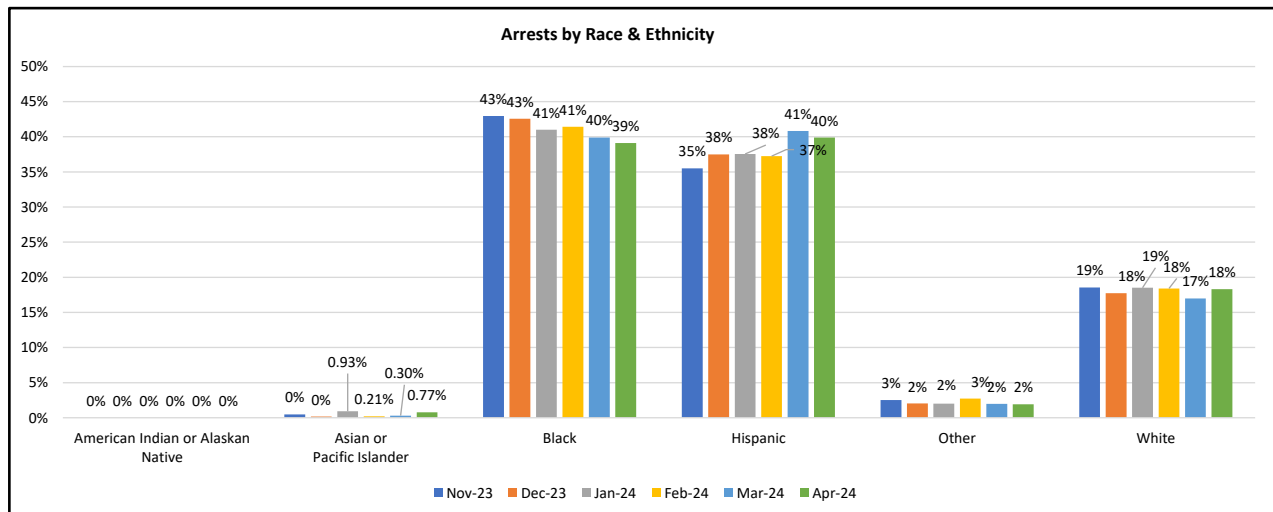
SYSTEM SECURITY & LAW ENFORCEMENT

Attachment B

Arrests April 2024	American Indian or Alaskan Native		Asian or Pacific Islander		Black		Hispanic		Other		White		Total
	Female	Male	Female	Male	Female	Male	Female	Male	Female	Male	Female	Male	
Systemwide - Arrests	0	0	2	2	37	166	25	182	2	8	19	76	519
Total	0		4		203		207		10		95		519
% Share	0.00%		0.77%		39.11%		39.88%		1.93%		18.30%		100.00%

Arrests April 2024	American Indian or Alaskan Native		Asian or Pacific Islander		Black		Hispanic		Other		White		Total
	Female	Male	Female	Male	Female	Male	Female	Male	Female	Male	Female	Male	
Bus Systemwide (includes G & J Lines)	0	0	2	1	14	29	8	38	1	1	6	12	112
Rail Systemwide	0	0	0	1	23	136	17	142	1	7	13	63	403
Union Station and 7th & Metro Station	0	0	0	0	0	1	0	2	0	0	0	1	4
Total	0		4		203		207		10		95		519
% Share	0.00%		0.77%		39.11%		39.88%		1.93%		18.30%		100.00%

Arrests (by Line, Bus, Union Station, and 7th & Metro Station) April 2024	American Indian or Alaskan Native		Asian or Pacific Islander		Black		Hispanic		Other		White		Total
	Female	Male	Female	Male	Female	Male	Female	Male	Female	Male	Female	Male	
A Line (Blue)	0	0	0	1	7	24	5	40	0	1	2	15	95
B Line (Red)	0	0	0	0	12	86	9	75	1	6	10	40	239
C Line (Green)	0	0	0	0	2	15	2	18	0	0	1	5	43
D Line (Purple)	0	0	0	0	0	2	0	0	0	0	0	1	3
E Line (Expo)	0	0	0	0	2	7	1	8	0	0	0	2	20
Bus - G Line (Orange)	0	0	0	1	0	7	0	4	0	1	1	4	18
Bus - J Line (Silver)	0	0	0	0	0	0	0	0	0	0	0	0	0
K Line	0	0	0	0	0	2	0	1	0	0	0	0	3
Union Station	0	0	0	0	0	1	0	2	0	0	0	1	4
7th & Metro Station	0	0	0	0	0	0	0	0	0	0	0	0	0
Bus Systemwide (excludes G & J Lines)	0	0	2	0	14	22	8	34	1	0	5	8	94
Total	0		4		203		207		10		95		519
% Share	0.00%		0.77%		39.11%		39.88%		1.93%		18.30%		100.00%





SYSTEM SECURITY & LAW ENFORCEMENT

Attachment C

Total Crime Summary - April 2024

Total Crimes 5-Year Trend - Systemwide

January-April	2020	2021	2022	2023	2024
Crimes Against Persons					
Agg Assault	69	92	153	170	125
Agg Assault on Op	2	6	11	8	13
Battery	257	229	319	348	306
Battery on Operator	21	19	46	46	37
Homicide	0	1	1	2	2
Rape	5	4	5	7	6
Robbery	74	64	110	136	87
Sex Offenses	32	34	31	46	35
Subtotal	460	449	676	763	611
Crimes Against Property					
Arson	2	3	3	0	1
Bike Theft	21	10	18	9	3
Burglary	2	3	7	9	4
Larceny	181	100	196	156	161
Motor Vehicle Theft	6	4	8	16	10
Vandalism	58	91	124	61	35
Subtotal	270	211	356	251	214
Crimes Against Society					
Narcotics	22	64	29	205	276
Trespassing	43	28	37	494	1,010
Weapons	12	18	9	41	55
Subtotal	77	110	75	740	1,341
Total	807	770	1,107	1,754	2,166

Total Crimes 5-Year Trend - Rail

January-April	2020	2021	2022	2023	2024
Crimes Against Persons					
Agg Assault	51	61	116	130	83
Agg Assault on Op	0	2	0	0	0
Battery	170	157	216	244	201
Battery on Operator	2	1	3	5	0
Homicide	0	1	0	2	1
Rape	5	4	5	7	4
Robbery	54	50	93	99	56
Sex Offenses	24	21	22	26	18
Subtotal	306	297	455	513	363
Crimes Against Property					
Arson	2	3	3	0	1
Bike Theft	17	5	10	3	2
Burglary	2	3	5	9	4
Larceny	139	75	138	111	100
Motor Vehicle Theft	5	2	4	14	5
Vandalism	38	51	90	31	19
Subtotal	203	139	250	168	131
Crimes Against Society					
Narcotics	13	23	15	154	249
Trespassing	42	26	32	488	998
Weapons	10	9	8	32	48
Subtotal	65	58	55	674	1,295
Total	574	494	760	1,355	1,789

Total Crimes 5-Year Trend - Bus

January-April	2020	2021	2022	2023	2024
Crimes Against Persons					
Agg Assault	18	31	37	40	42
Agg Assault on Op	2	4	11	8	13
Battery	87	72	103	104	105
Battery on Operator	19	18	43	41	37
Homicide	0	0	1	0	1
Rape	0	0	0	0	2
Robbery	20	14	17	37	31
Sex Offenses	8	13	9	20	17
Subtotal	154	152	221	250	248
Crimes Against Property					
Arson	0	0	0	0	0
Bike Theft	4	5	8	6	1
Burglary	0	0	2	0	0
Larceny	42	25	58	45	61
Motor Vehicle Theft	1	2	4	2	5
Vandalism	20	40	34	30	16
Subtotal	67	72	106	83	83
Crimes Against Society					
Narcotics	9	41	14	51	27
Trespassing	1	2	5	6	12
Weapons	2	9	1	9	7
Subtotal	12	52	20	66	46
Total	233	276	347	399	377

Total Crimes 5-Year Trend March only - Systemwide

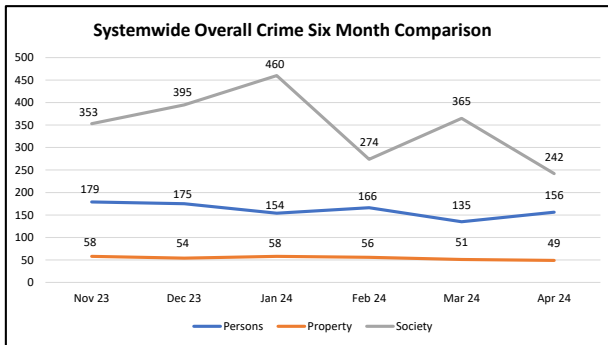
Crimes Against Persons	Apr-20	Apr-21	Apr-22	Apr-23	Apr-24
Crimes Against Persons					
Agg Assault	14	31	42	43	32
Agg Assault on Op	0	0	3	3	6
Battery	45	59	74	75	73
Battery on Operator	5	6	11	12	6
Homicide	0	0	0	1	1
Rape	1	0	3	2	0
Robbery	13	17	23	38	28
Sex Offenses	6	10	10	14	10
Subtotal	84	123	166	188	156
Crimes Against Property					
Arson	0	1	1	0	0
Bike Theft	4	4	5	3	1
Burglary	0	1	2	2	2
Larceny	32	34	58	42	36
Motor Vehicle Theft	1	2	1	3	1
Vandalism	17	16	21	17	9
Subtotal	54	58	88	67	49
Crimes Against Society					
Narcotics	1	18	7	61	64
Trespassing	7	3	12	389	166
Weapons	1	3	1	15	12
Subtotal	9	24	20	465	242
Total	147	205	274	720	447

Total Crimes 5-Year Trend March only - Rail

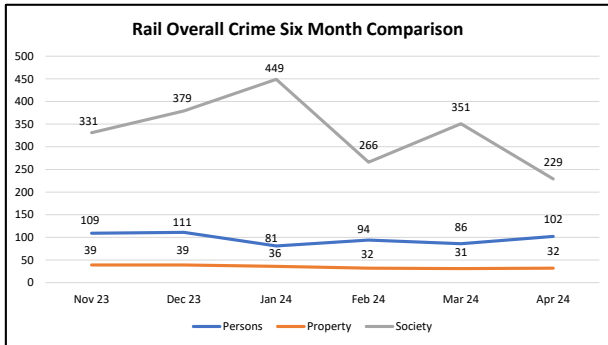
Crimes Against Persons	Apr-20	Apr-21	Apr-22	Apr-23	Apr-24
Crimes Against Persons					
Agg Assault	8	17	35	35	22
Agg Assault on Op	0	0	0	0	0
Battery	34	36	49	54	51
Battery on Operator	0	0	0	2	0
Homicide	0	0	0	1	1
Rape	1	0	3	2	0
Robbery	8	11	20	22	21
Sex Offenses	3	7	4	10	7
Subtotal	54	71	111	126	102
Crimes Against Property					
Arson	0	1	1	0	0
Bike Theft	3	2	2	2	1
Burglary	0	1	0	2	2
Larceny	29	27	35	28	25
Motor Vehicle Theft	1	0	1	2	1
Vandalism	11	10	15	10	3
Subtotal	44	41	54	44	32
Crimes Against Society					
Narcotics	1	7	2	49	55
Trespassing	7	3	11	387	162
Weapons	1	1	1	14	12
Subtotal	9	11	14	450	229
Total	107	123	179	620	363

Total Crimes 5-Year Trend March only - Bus

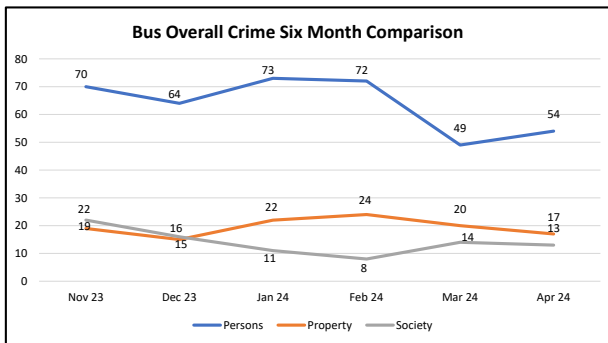
Crimes Against Persons	Apr-20	Apr-21	Apr-22	Apr-23	Apr-24
Crimes Against Persons					
Agg Assault	6	14	7	8	10
Agg Assault on Op	0	0	3	3	6
Battery	11	23	25	21	22
Battery on Operator	5	6	11	10	6
Homicide	0	0	0	0	0
Rape	0	0	0	0	0
Robbery	5	6	3	16	7
Sex Offenses	3	3	6	4	3
Subtotal	30	52	55	62	54
Crimes Against Property					
Arson	0	0	0	0	0
Bike Theft	1	2	3	1	0
Burglary	0	0	2	0	0
Larceny	3	7	23	14	11
Motor Vehicle Theft	0	2	0	1	0
Vandalism	6	6	6	7	6
Subtotal	10	17	34	23	17
Crimes Against Society					
Narcotics	0	11	5	12	9
Trespassing	0	0	1	2	4
Weapons	0	2	0	1	0
Subtotal	0	13	6	15	13
Total	40	82	95	100	84



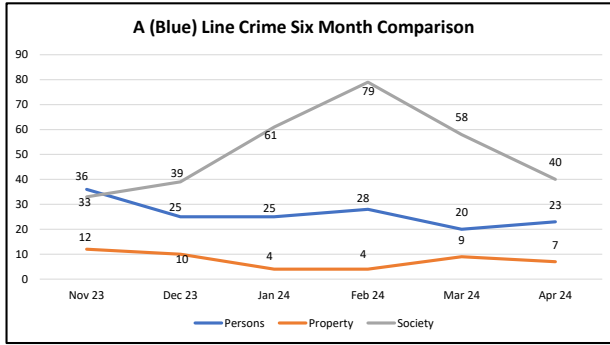
Systemwide	Apr 24	Mar 24	% Change
Crimes Against Persons			
Agg Assault	32	26	-23.1%
Agg Assault on Op	6	2	200.0%
Battery	73	72	-1.4%
Battery on Operator	6	8	-25.0%
Homicide	1	0	100.0%
Rape	0	2	-100.0%
Robbery	28	19	47.4%
Sex Offenses	10	6	66.7%
Total	156	135	15.6%
Crimes Against Property			
Arson	0	0	0.0%
Bike Theft	1	1	0.0%
Burglary	2	2	0.0%
Larceny	36	37	-2.7%
Motor Vehicle Theft	1	4	-75.0%
Vandalism	9	7	28.6%
Total	49	51	-3.9%
Crimes Against Society			
Narcotics	64	93	-31.2%
Trespassing	166	259	-35.9%
Weapons	12	13	-7.7%
Total	242	365	-33.7%



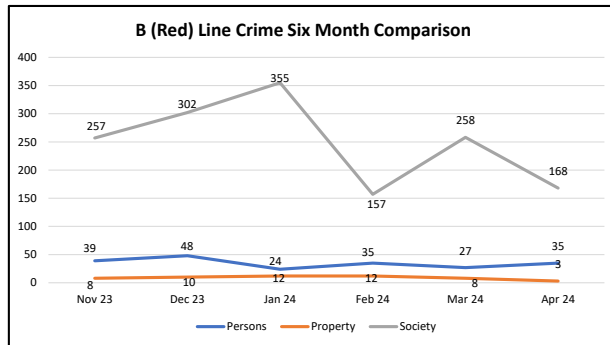
Rail	Apr 24	Mar 24	% Change
Crimes Against Persons			
Agg Assault	22	17	29.4%
Agg Assault on Op	0	0	0.0%
Battery	51	53	-3.8%
Battery on Operator	0	0	0.0%
Homicide	1	0	100.0%
Rape	0	2	-100.0%
Robbery	21	11	90.9%
Sex Offenses	7	3	133.3%
Total	102	86	18.6%
Crimes Against Property			
Arson	0	0	0.0%
Bike Theft	1	0	100.0%
Burglary	2	2	0.0%
Larceny	25	22	13.6%
Motor Vehicle Theft	1	2	-50.0%
Vandalism	3	5	-40.0%
Total	32	31	3.2%
Crimes Against Society			
Narcotics	55	84	-34.5%
Trespassing	162	257	-37.0%
Weapons	12	10	20.0%
Total	229	351	-34.8%



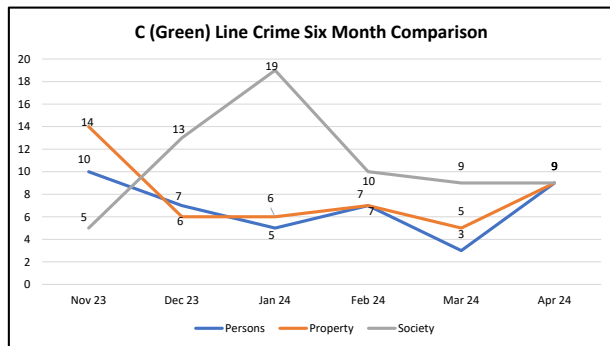
Bus	Apr 24	Mar 24	% Change
Crimes Against Persons			
Agg Assault	10	9	11.1%
Agg Assault on Op	6	2	200.0%
Battery	22	19	15.8%
Battery on Operator	6	8	-25.0%
Homicide	0	0	0.0%
Rape	0	0	0.0%
Robbery	7	8	-12.5%
Sex Offenses	3	3	0.0%
Total	54	49	10.2%
Crimes Against Property			
Arson	0	0	0.0%
Bike Theft	0	1	-100.0%
Burglary	0	0	0.0%
Larceny	11	15	-26.7%
Motor Vehicle Theft	0	2	-100.0%
Vandalism	6	2	200.0%
Total	17	20	-15.0%
Crimes Against Society			
Narcotics	9	9	0.0%
Trespassing	4	2	100.0%
Weapons	0	3	-100.0%
Total	13	14	-7.1%



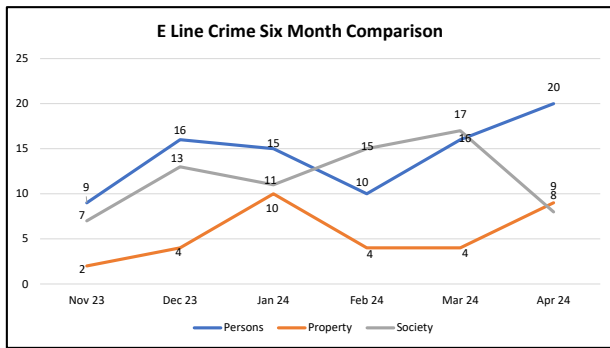
A (Blue) Line	Apr 24	Mar 24	% Change
Crimes Against Persons			
Agg Assault	9	4	125.0%
Agg Assault on Op	0	0	0.0%
Battery	10	14	-28.6%
Battery on Operator	0	0	0.0%
Homicide	0	0	0.0%
Rape	0	0	0.0%
Robbery	4	1	300.0%
Sex Offenses	0	1	-100.0%
Total	23	20	15.0%
Crimes Against Property			
Arson	0	0	0.0%
Bike Theft	1	0	100.0%
Burglary	1	1	0.0%
Larceny	4	5	-20.0%
Motor Vehicle Theft	0	2	-100.0%
Vandalism	1	1	0.0%
Total	7	9	-22.2%
Crimes Against Society			
Narcotics	10	11	-9.1%
Trespassing	27	46	-41.3%
Weapons	3	1	200.0%
Total	40	58	-31.0%



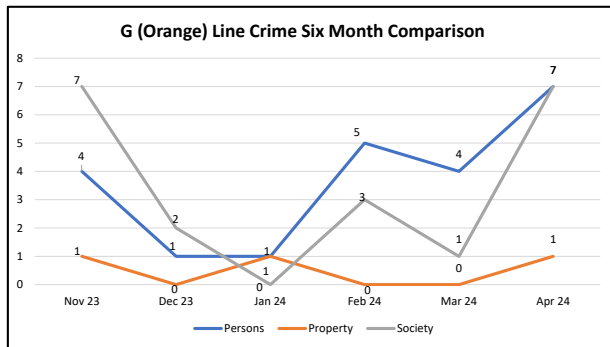
B (Red) Line	Apr 24	Mar 24	% Change
Crimes Against Persons			
Agg Assault	4	3	33.3%
Agg Assault on Op	0	0	0.0%
Battery	21	15	40.0%
Battery on Operator	0	0	0.0%
Homicide	1	0	100.0%
Rape	0	1	-100.0%
Robbery	4	6	-33.3%
Sex Offenses	5	2	150.0%
Total	35	27	29.6%
Crimes Against Property			
Arson	0	0	0.0%
Bike Theft	0	0	0.0%
Burglary	0	0	0.0%
Larceny	3	6	-50.0%
Motor Vehicle Theft	0	0	0.0%
Vandalism	0	2	-100.0%
Total	3	8	-62.5%
Crimes Against Society			
Narcotics	37	60	-38.3%
Trespassing	123	192	-35.9%
Weapons	8	6	33.3%
Total	168	258	-34.9%



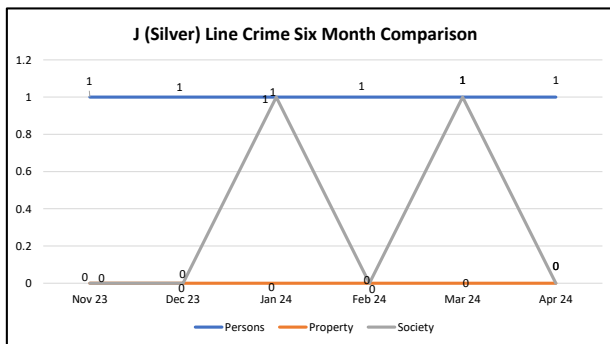
C (Green) Line	Apr 24	Mar 24	% Change
Crimes Against Persons			
Agg Assault	4	2	100.0%
Agg Assault on Op	0	0	0.0%
Battery	0	1	-100.0%
Battery on Operator	0	0	0.0%
Homicide	0	0	0.0%
Rape	0	0	0.0%
Robbery	5	0	500.0%
Sex Offenses	0	0	0.0%
Total	9	3	200.0%
Crimes Against Property			
Arson	0	0	0.0%
Bike Theft	0	0	0.0%
Burglary	0	1	-100.0%
Larceny	8	4	100.0%
Motor Vehicle Theft	1	0	100.0%
Vandalism	0	0	0.0%
Total	9	5	80.0%
Crimes Against Society			
Narcotics	6	8	-25.0%
Trespassing	2	0	200.0%
Weapons	1	1	0.0%
Total	9	9	0.0%



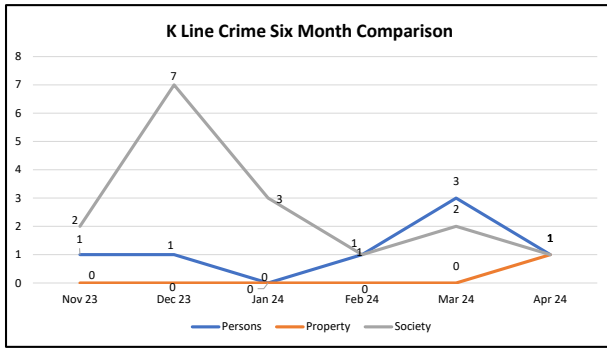
E Line	Apr 24	Mar 24	% Change
Crimes Against Persons			
Agg Assault	3	5	-40.0%
Agg Assault on Op	0	0	0.0%
Battery	9	10	-10.0%
Battery on Operator	0	0	0.0%
Homicide	0	0	0.0%
Rape	0	0	0.0%
Robbery	6	1	500.0%
Sex Offenses	2	0	200.0%
Total	20	16	25.0%
Crimes Against Property			
Arson	0	0	0.0%
Bike Theft	0	0	0.0%
Burglary	0	0	0.0%
Larceny	9	4	125.0%
Motor Vehicle Theft	0	0	0.0%
Vandalism	0	0	0.0%
Total	9	4	125.0%
Crimes Against Society			
Narcotics	2	4	-50.0%
Trespassing	6	13	-53.8%
Weapons	0	0	0.0%
Total	8	17	-52.9%



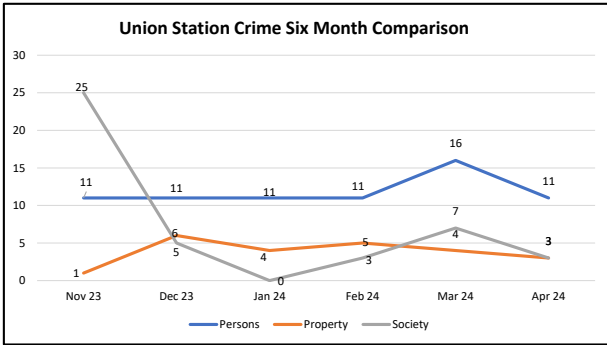
G (Orange) Line	Apr 24	Mar 24	% Change
Crimes Against Persons			
Agg Assault	3	2	50.0%
Agg Assault on Op	0	0	0.0%
Battery	4	0	400.0%
Battery on Operator	0	1	-100.0%
Homicide	0	0	0.0%
Rape	0	0	0.0%
Robbery	0	1	-100.0%
Sex Offenses	0	0	0.0%
Total	7	4	75.0%
Crimes Against Property			
Arson	0	0	0.0%
Bike Theft	0	0	0.0%
Burglary	0	0	0.0%
Larceny	1	0	100.0%
Motor Vehicle Theft	0	0	0.0%
Vandalism	0	0	0.0%
Total	1	0	100.0%
Crimes Against Society			
Narcotics	4	0	400.0%
Trespassing	3	1	200.0%
Weapons	0	0	0.0%
Total	7	1	600.0%



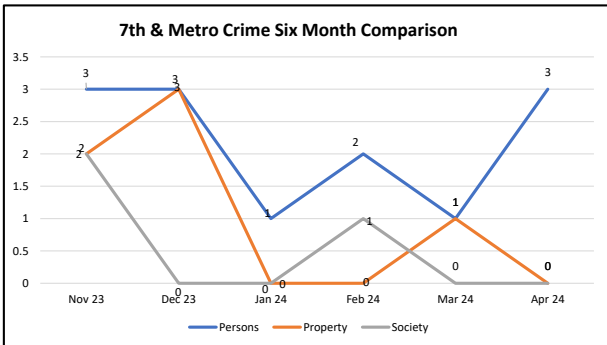
J (Silver) Line	Apr 24	Mar 24	% Change
Crimes Against Persons			
Agg Assault	1	1	0.0%
Agg Assault on Op	0	0	0.0%
Battery	0	0	0.0%
Battery on Operator	0	0	0.0%
Homicide	0	0	0.0%
Rape	0	0	0.0%
Robbery	0	0	0.0%
Sex Offenses	0	0	0.0%
Total	1	1	0.0%
Crimes Against Property			
Arson	0	0	0.0%
Bike Theft	0	0	0.0%
Burglary	0	0	0.0%
Larceny	0	0	0.0%
Motor Vehicle Theft	0	0	0.0%
Vandalism	0	0	0.0%
Total	0	0	0.0%
Crimes Against Society			
Narcotics	0	0	0.0%
Trespassing	0	1	-100.0%
Weapons	0	0	0.0%
Total	0	1	-100.0%



K Line	Apr 24	Mar 24	% Change
Crimes Against Persons			
Agg Assault	0	2	-100.0%
Agg Assault on Op	0	0	0.0%
Battery	0	1	-100.0%
Battery on Operator	0	0	0.0%
Homicide	0	0	0.0%
Rape	0	0	0.0%
Robbery	1	0	100.0%
Sex Offenses	0	0	0.0%
Total	1	3	-66.7%
Crimes Against Property			
Arson	0	0	0.0%
Bike Theft	0	0	0.0%
Burglary	0	0	0.0%
Larceny	0	0	0.0%
Motor Vehicle Theft	0	0	0.0%
Vandalism	1	0	100.0%
Total	1	0	100.0%
Crimes Against Society			
Narcotics	0	1	-100.0%
Trespassing	1	0	100.0%
Weapons	0	1	-100.0%
Total	1	2	-50.0%



Union Station	Apr 24	Mar 24	% Change
Crimes Against Persons			
Agg Assault	1	0	100.0%
Agg Assault on Op	0	0	0.0%
Battery	10	12	-16.7%
Battery on Operator	0	0	0.0%
Homicide	0	0	0.0%
Rape	0	1	-100.0%
Robbery	0	3	-100.0%
Sex Offenses	0	0	0.0%
Total	11	16	-31.3%
Crimes Against Property			
Arson	0	0	0.0%
Bike Theft	0	0	0.0%
Burglary	1	0	100.0%
Larceny	1	3	-66.7%
Motor Vehicle Theft	0	0	0.0%
Vandalism	1	1	0.0%
Total	3	4	-25.0%
Crimes Against Society			
Narcotics	0	0	0.0%
Trespassing	3	6	-50.0%
Weapons	0	1	-100.0%
Total	3	7	-57.1%

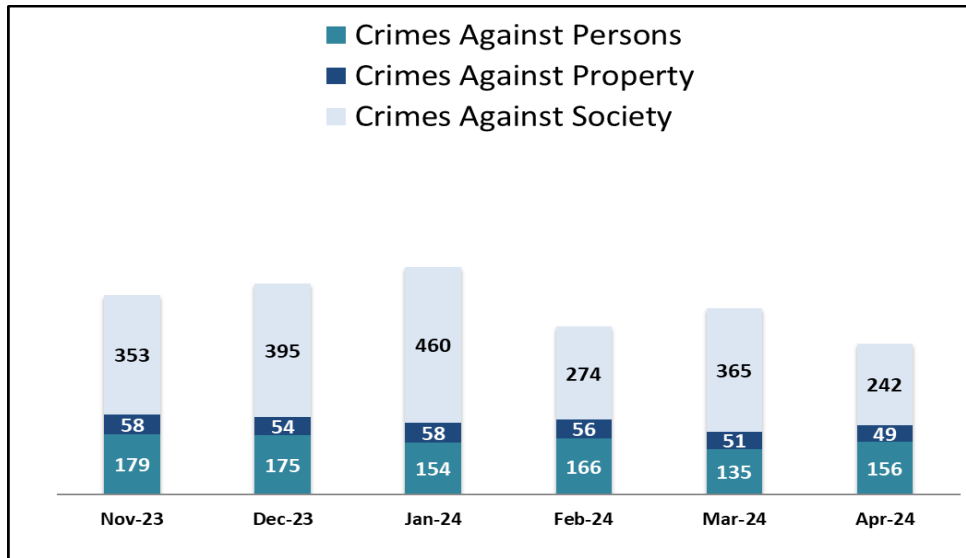


7th & Metro	Apr 24	Mar 24	% Change
Crimes Against Persons			
Agg Assault	1	1	0.0%
Agg Assault on Op	0	0	0.0%
Battery	1	0	100.0%
Battery on Operator	0	0	0.0%
Homicide	0	0	0.0%
Rape	0	0	0.0%
Robbery	1	0	100.0%
Sex Offenses	0	0	0.0%
Total	3	1	200.0%
Crimes Against Property			
Arson	0	0	0.0%
Bike Theft	0	0	0.0%
Burglary	0	0	0.0%
Larceny	0	0	0.0%
Motor Vehicle Theft	0	0	0.0%
Vandalism	0	1	-100.0%
Total	0	1	-100.0%
Crimes Against Society			
Narcotics	0	0	0.0%
Trespassing	0	0	0.0%
Weapons	0	0	0.0%
Total	0	0	0.0%

SYSTEM-WIDE LAW ENFORCEMENT OVERVIEW

APRIL 2024

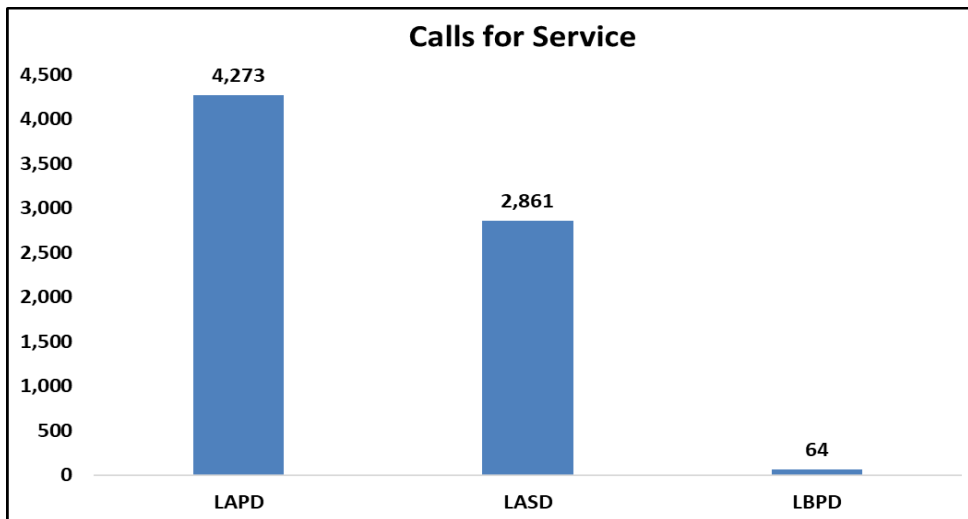
Attachment D

Total Crimes


Crimes Against Persons: violent crimes (i.e., homicide, aggravated assaults) are those in which the victims are always individuals

Crimes Against Property: crimes to obtain money, property, or some other benefit (i.e., theft, vandalism, robbery)

Crimes Against Society: represent society's prohibition against engaging in certain types of activity (i.e., drug violations)

Calls for Service


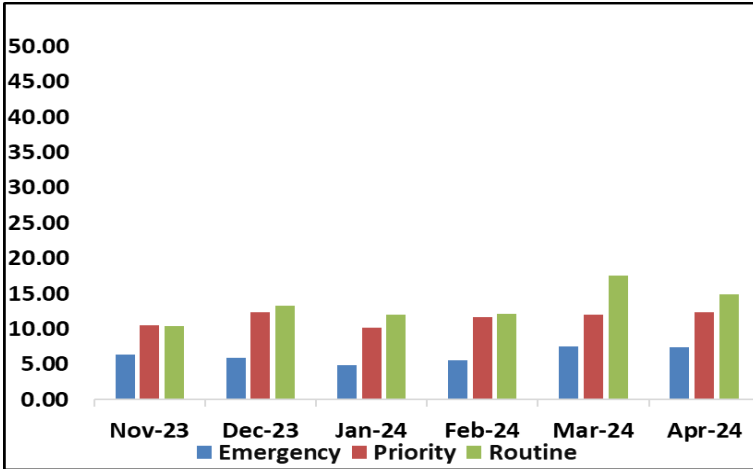
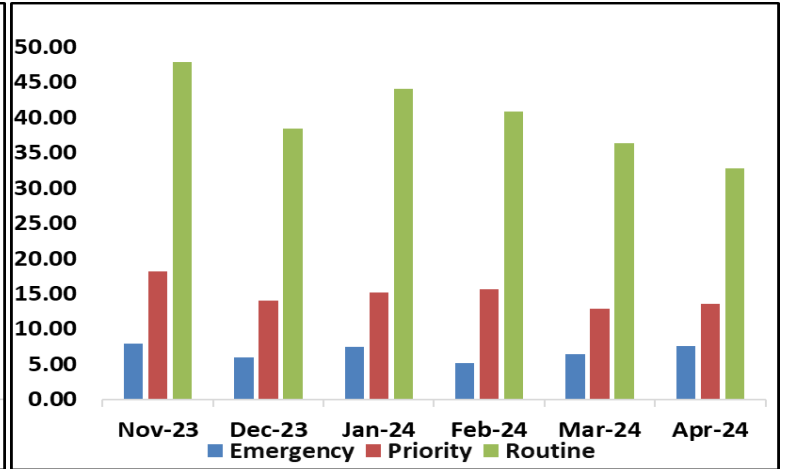
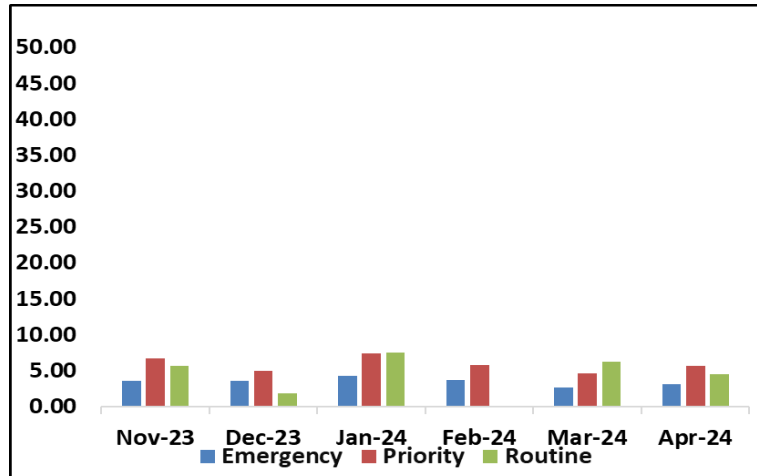
SYSTEM-WIDE LAW ENFORCEMENT OVERVIEW

APRIL 2024

Attachment D

Average Incident Response Times

These graphs show how long it takes (in minutes) for LAPD, LASD, and LBPD to respond to Emergency, Priority, and Routine calls

LAPD

LASD

LBPD


Transit Police

Monthly Crime Report



Attachment D

	2024	2023	%
	April	April	Change
CRIMES AGAINST PERSONS			
Homicide	1	1	0.0%
Rape	0	2	-100.0%
Robbery	28	38	-26.3%
Aggravated Assault	32	43	-25.6%
Aggravated Assault on Operator	6	3	100.0%
Battery	73	75	-2.7%
Battery on Operator	6	12	-50.0%
Sex Offenses	10	14	-28.6%
SUB-TOTAL	156	188	-17.0%
CRIMES AGAINST PROPERTY			
Burglary	2	2	0.0%
Larceny	36	42	-14.3%
Bike Theft	1	3	-66.7%
Motor Vehicle Theft	1	3	-66.7%
Arson	0	0	0.0%
Vandalism	9	17	-47.1%
SUB-TOTAL	49	67	-26.9%
CRIMES AGAINST SOCIETY			
Weapons	12	15	-20.0%
Narcotics	64	61	4.9%
Trespassing	166	389	-57.3%
SUB-TOTAL	242	465	-48.0%
TOTAL	447	720	-37.9%
ENFORCEMENT EFFORTS			
Arrests	519	760	-31.7%
Citations	622	676	-8.0%
Calls for Service	7,198	3,426	110.1%



Metro

SYSTEM SECURITY & LAW ENFORCEMENT

MONTHLY, BI-ANNUAL, ANNUAL COMPARISON

APRIL 2024

Attachment D

Crimes

Monthly

System-Wide	Apr-24	Apr-23	% Change
Crimes Against Persons	156	188	-17.02%
Crimes Against Property	49	67	-26.87%
Crimes Against Society	242	465	-47.96%
Total	447	720	-37.92%

Six Months

System-Wide	Nov-23-Apr-24	Nov-22-Apr-23	% Change
Crimes Against Persons	965	1,070	-9.81%
Crimes Against Property	326	369	-11.65%
Crimes Against Society	2,089	818	155.38%
Total	3,380	2,257	49.76%

Annual

System-Wide	May-23-Apr-24	May-22-Apr-23	% Change
Crimes Against Persons	2,083	2,030	2.61%
Crimes Against Property	712	771	-7.65%
Crimes Against Society	2,932	1,002	192.61%
Total	5,727	3,803	50.59%

Average Emergency Response Times

Monthly

Apr-24	Apr-23	% Change
7.33	6.47	13.29%

Six Months

Nov-23-Apr-24	Nov-22-Apr-23	% Change
5.69	5.62	1.11%

Annual

May-23-Apr-24	May-22-Apr-23	% Change
5.52	5.67	-2.60%

Bus Operator Assaults

Monthly

Apr-24	Apr-23	% Change
12	15	-20.00%

Six Months

Nov-23-Apr-24	Nov-22-Apr-23	% Change
87	82	6.10%

Annual

May-23-Apr-24	May-22-Apr-23	% Change
164	161	1.86%

Ridership

Monthly

Apr-24	Apr-23	% Change
26,210,300	23,661,295	10.77%

Six Months

Nov-23-Apr-24	Nov-22-Apr-23	% Change
146,727,972	132,116,726	11.06%

Annual

May-23-Apr-24	May-22-Apr-23	% Change
295,156,059	263,546,560	11.99%



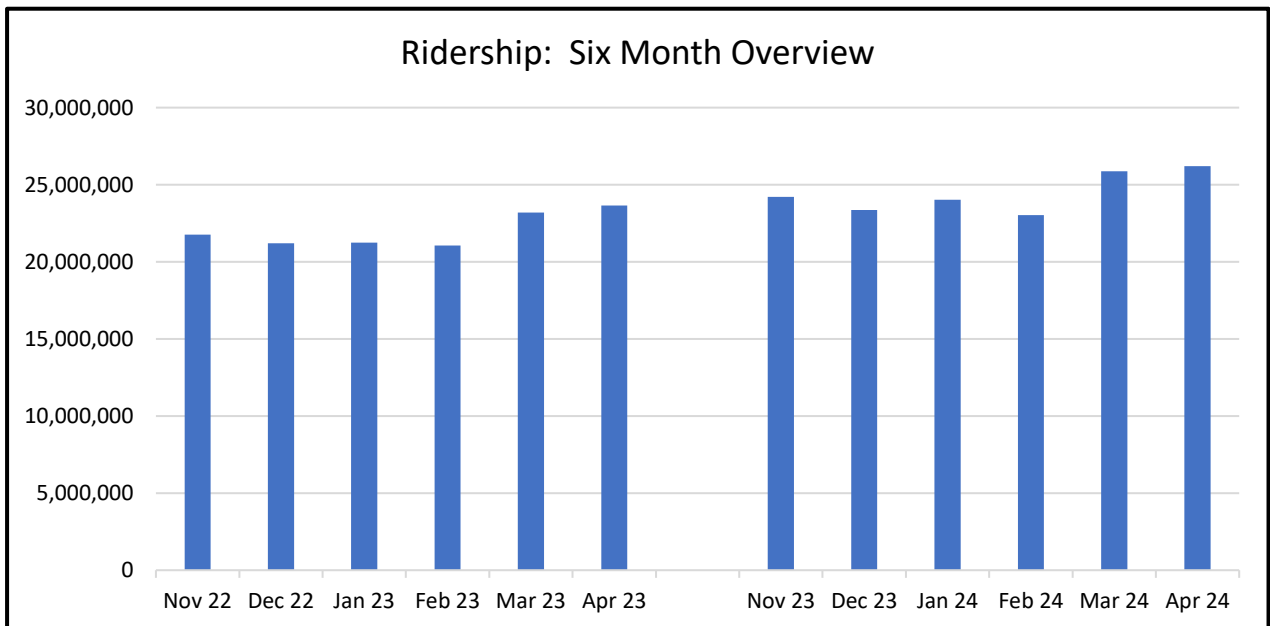
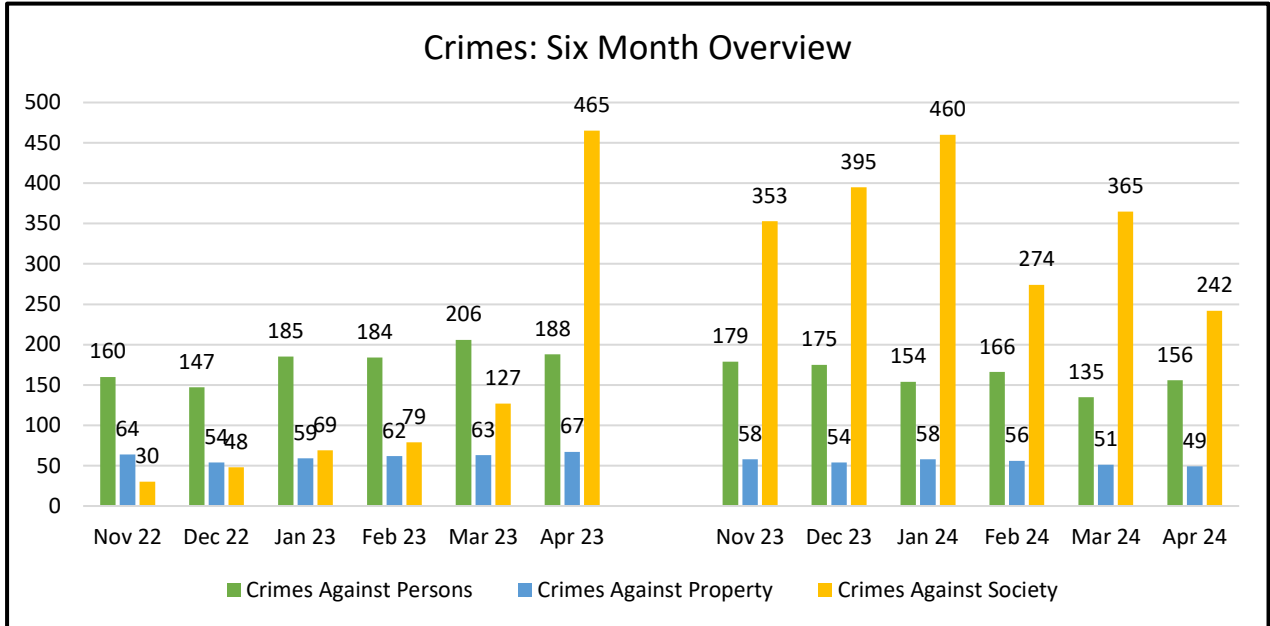
Metro

SYSTEM SECURITY & LAW ENFORCEMENT

MONTHLY, BI-ANNUAL, ANNUAL COMPARISON

APRIL 2024

Attachment D



A LINE (BLUE)

ATTACHMENT E
MONTHLY UPDATE ON TRANSIT POLICING PERFORMANCE - APRIL 2024

REPORTED CRIME				
CRIMES AGAINST PERSONS	LAPD	LASD	LBPD	FYTD
Homicide	0	0	0	0
Rape	0	0	0	2
Robbery	1	2	1	51
Aggravated Assault	1	7	1	72
Aggravated Assault on Operator	0	0	0	0
Battery	5	3	2	136
Battery Rail Operator	0	0	0	1
Sex Offenses	0	0	0	11
SUB-TOTAL	7	12	4	273
CRIMES AGAINST PROPERTY	LAPD	LASD	LBPD	FYTD
Burglary	0	0	1	2
Larceny	4	0	0	57
Bike Theft	1	0	0	5
Motor Vehicle Theft	0	0	0	11
Arson	0	0	0	1
Vandalism	1	0	0	17
SUB-TOTAL	6	0	1	93
CRIMES AGAINST SOCIETY	LAPD	LASD	LBPD	FYTD
Weapons	1	1	1	31
Narcotics	3	7	0	93
Trespassing	24	1	2	293
SUB-TOTAL	28	9	3	417
TOTAL	41	21	8	783

CRIMES PER STATION				
STATION	CRIMES AGAINST PERSONS	CRIMES AGAINST PROPERTY	CRIMES AGAINST SOCIETY	FYTD
APU/Citrus College	1	0	0	17
Azusa Downtown	0	0	0	11
Irwindale	0	0	0	2
Duarte/City of Hope	0	0	0	7
Monrovia	1	0	0	6
Arcadia	1	0	0	6
Sierra Madre Villa	1	0	0	11
Allen	0	0	0	2
Lake	0	0	1	8
Memorial Park	0	0	0	2
Del Mar	0	0	0	6
Fillmore	1	0	0	8
South Pasadena	0	0	0	4
Highland Park	1	0	1	9
Southwest Museum	1	0	0	5
Heritage Square	0	0	2	6
Lincoln/Cypress	1	0	0	13
Chinatown	0	0	2	18
Union Station	0	0	0	2
Little Tokyo/Arts Dist	1	1	1	35
Historic Broadway	0	1	6	28
Grand Av Arts/Bunker Hill	1	0	15	172
7th St/Metro Ctr	0	0	1	14
Pico	1	0	0	22
Grand/LATTC	0	1	0	15
San Pedro St	1	1	0	16
Washington	0	2	0	22
Vernon	0	0	0	8
Slauson	1	0	0	20
Florence	2	0	2	18
Firestone	0	0	0	19
103rd St/Watts Towers	0	0	0	10
Willowbrook/Rosa Parks	2	0	4	91
Compton	1	0	0	30
Artesia	1	0	0	16
Del Amo	0	0	2	19
Wardlow	1	0	0	6
Willow St	0	1	2	16
PCH	1	0	1	10
Anaheim St	0	0	0	14
5th St	1	0	0	4
1st St	0	0	0	5
Downtown Long Beach	1	0	0	22
Pacific Av	0	0	0	4
Blue Line Rail Yard	0	0	0	0
Other	0	0	0	1
Total	23	7	40	780

ARRESTS				
AGENCY	LAPD	LASD	LBPD	FYTD
Felony	9	10	0	162
Misdemeanor	34	42	0	835
TOTAL	43	52	0	997

CITATIONS				
AGENCY	LAPD	LASD	LBPD	FYTD
Misdemeanor Citations	0	0	0	3
Other Citations	31	50	2	897
Vehicle Code Citations	4	0	0	116
TOTAL	35	50	2	1,016

CALLS FOR SERVICE				
AGENCY	LAPD	LASD	LBPD	FYTD
Routine	349	1,068	6	7,896
Priority	56	112	36	1,932
Emergency	4	16	22	360
TOTAL	409	1,196	64	10,188

DISPATCHED VS. PROACTIVE			
AGENCY	LAPD	LASD	LBPD
Dispatched	17%	N/C	3%
Proactive	83%	N/C	97%
TOTAL	100%	0%	100%

PERCENTAGE OF TIME SPENT ON THE RAIL SYSTEM	
Blue Line-LAPD	84%
Blue Line-LASD	N/C
Blue Line-LBPD	80%

GRADE CROSSING OPERATIONS				
LOCATION	LAPD	LASD	LBPD	FYTD
Azusa	0	18	0	178
Irwindale	0	12	0	248
Duarte Station	0	3	0	56
Monrovia	0	11	0	78
Magnolia Ave	0	0	0	0
Arcadia Station	0	20	0	116
Pasadena	0	40	0	373
South Pasadena	0	18	0	181
Marmion Way	0	0	0	0
Flower St	0	0	0	0
Washington St	75	0	0	544
Slauson	0	22	0	102
Florence	0	33	0	153
Firestone	0	29	0	110
103rd St	7	0	0	86
Willowbrook	0	25	0	253
Compton	0	28	0	136
Artesia	0	18	0	88
Del Amo	0	34	0	214
Wardlow Rd	0	0	3	33
Long Beach Blvd	0	0	0	0
Pacific Av	0	0	0	0
TOTAL	82	311	3	2,949

LEGEND	
Los Angeles Police Department	
Los Angeles County Sheriff's Department	
Long Beach Police Department	

B LINE (RED)

ATTACHMENT E
MONTHLY UPDATE ON TRANSIT POLICING PERFORMANCE - APRIL 2024

REPORTED CRIME		
CRIMES AGAINST PERSONS	LAPD	FYTD
Homicide	1	2
Rape	0	4
Robbery	4	54
Aggravated Assault	4	89
Aggravated Assault on Operator	0	0
Battery	21	218
Battery Rail Operator	0	0
Sex Offenses	5	24
SUB-TOTAL	35	391
CRIMES AGAINST PROPERTY	LAPD	FYTD
Burglary	0	1
Larceny	3	69
Bike Theft	0	0
Motor Vehicle Theft	0	1
Arson	0	0
Vandalism	0	25
SUB-TOTAL	3	96
CRIMES AGAINST SOCIETY	LAPD	FYTD
Weapons	8	52
Narcotics	37	315
Trespassing	123	1,476
SUB-TOTAL	168	1,843
TOTAL	206	2,330

ARRESTS		
AGENCY	LAPD	FYTD
Felony	43	412
Misdemeanor	199	2,193
TOTAL	242	2,605

CITATIONS		
AGENCY	LAPD	FYTD
Other Citations	161	978
Vehicle Code Citations	25	64
TOTAL	186	1,042

CALLS FOR SERVICE		
AGENCY	LAPD	FYTD
Routine	652	1557
Priority	177	1,704
Emergency	13	149
TOTAL	842	3,410

DISPATCHED VS. PROACTIVE	
AGENCY	LAPD
Dispatched	18%
Proactive	82%
TOTAL	100%

CRIMES PER STATION				
STATION	CRIMES AGAINST PERSONS	CRIMES AGAINST PROPERTY	CRIMES AGAINST SOCIETY	FYTD
Union Station	0	0	7	185
Civic Center/Grand Park	0	0	1	29
Pershing Square	2	0	11	229
7th St/Metro Ctr	8	1	14	230
Westlake/MacArthur Park	2	1	37	519
Wilshire/Vermont	2	0	11	87
Wilshire/Normandie	0	0	1	27
Vermont/Beverly	1	0	2	32
Wilshire/Western	0	0	6	44
Vermont/Santa Monica	0	0	1	30
Vermont/Sunset	4	0	9	69
Hollywood/Western	0	0	2	61
Hollywood/Vine	1	0	11	79
Hollywood/Highland	3	0	8	85
Universal City/Studio City	1	0	11	74
North Hollywood	11	1	36	515
Red Line Rail Yard	0	0	0	37
Total	35	3	168	2,332

PERCENTAGE OF TIME SPENT ON THE RAIL SYSTEM	
Red Line- LAPD	83%

LEGEND
Los Angeles Police Department

C LINE (GREEN)

ATTACHMENT E
MONTHLY UPDATE ON TRANSIT POLICING PERFORMANCE - APRIL 2024

REPORTED CRIME			
CRIMES AGAINST PERSONS	LAPD	LASD	FYTD
Homicide	0	0	1
Rape	0	0	2
Robbery	0	5	28
Aggravated Assault	1	3	22
Aggravated Assault on Operator	0	0	0
Battery	0	0	28
Battery Rail Operator	0	0	0
Sex Offenses	0	0	1
SUB-TOTAL	1	8	82
CRIMES AGAINST PROPERTY	LAPD	LASD	FYTD
Burglary	0	0	4
Larceny	3	5	57
Bike Theft	0	0	2
Motor Vehicle Theft	0	1	5
Arson	0	0	0
Vandalism	0	0	12
SUB-TOTAL	3	6	80
CRIMES AGAINST SOCIETY	LAPD	LASD	FYTD
Weapons	0	1	8
Narcotics	0	6	63
Trespassing	1	1	31
SUB-TOTAL	1	8	102
TOTAL	5	22	264

ARRESTS			
AGENCY	LAPD	LASD	FYTD
Felony	1	5	51
Misdemeanor	2	35	233
TOTAL	3	40	284

CITATIONS			
AGENCY	LAPD	LASD	FYTD
Other Citations	2	47	414
Vehicle Code Citations	0	1	10
TOTAL	2	48	424

CALLS FOR SERVICE			
AGENCY	LAPD	LASD	FYTD
Routine	54	682	4,483
Priority	10	48	564
Emergency	1	4	69
TOTAL	65	734	5,116

DISPATCHED VS. PROACTIVE		
AGENCY	LAPD	LASD
Dispatched	18%	36%
Proactive	82%	64%
TOTAL	100%	100%

PERCENTAGE OF TIME SPENT ON THE RAIL SYSTEM	
Green Line-LAPD	85%
Green Line-LASD	91%

LEGEND
Los Angeles Police Department
Los Angeles County Sheriff's Department

CRIMES PER STATION				
STATION	CRIMES AGAINST PERSONS	CRIMES AGAINST PROPERTY	CRIMES AGAINST SOCIETY	FYTD
Redondo Beach	0	0	0	5
Douglas	0	0	0	3
El Segundo	0	1	0	7
Mariposa	0	0	0	5
Aviation/LAX	0	1	0	14
Hawthorne/Lennox	1	0	1	29
Crenshaw	3	2	1	21
Vermont/Athens	1	0	0	15
Harbor Fwy	1	2	0	30
Avalon	0	0	1	23
Willowbrook/Rosa Parks	0	1	2	46
Long Beach Bl	3	1	4	37
Lakewood Bl	0	0	0	10
Norwalk	0	1	0	19
Total	9	9	9	264

E LINE

ATTACHMENT E

MONTHLY UPDATE ON TRANSIT POLICING PERFORMANCE - APRIL 2024

REPORTED CRIME			
CRIMES AGAINST PERSONS	LAPD	LASD	FYTD
Homicide	0	0	1
Rape	0	0	1
Robbery	6	0	34
Aggravated Assault	2	1	39
Aggravated Assault on Operator	0	0	0
Battery	4	5	67
Battery Rail Operator	0	0	1
Sex Offenses	1	1	6
SUB-TOTAL	13	7	149
CRIMES AGAINST PROPERTY	LAPD	LASD	FYTD
Burglary	0	0	1
Larceny	8	1	42
Bike Theft	0	0	1
Motor Vehicle Theft	0	0	1
Arson	0	0	0
Vandalism	0	0	5
SUB-TOTAL	8	1	50
CRIMES AGAINST SOCIETY	LAPD	LASD	FYTD
Weapons	0	0	4
Narcotics	1	1	14
Trespassing	4	2	68
SUB-TOTAL	5	3	86
TOTAL	26	11	285

ARRESTS			
AGENCY	LAPD	LASD	FYTD
Felony	2	2	33
Misdemeanor	7	9	130
TOTAL	9	11	163

CITATIONS			
AGENCY	LAPD	LASD	FYTD
Other Citations	13	8	135
Vehicle Code Citations	9	0	31
TOTAL	22	8	166

CALLS FOR SERVICE			
AGENCY	LAPD	LASD	FYTD
Routine	279	344	3,034
Priority	72	16	762
Emergency	9	1	117
TOTAL	360	361	3,913

DISPATCHED VS. PROACTIVE		
AGENCY	LAPD	LASD
Dispatched	16%	N/C
Proactive	84%	N/C
TOTAL	100%	0%

CRIMES PER STATION				
STATION	CRIMES AGAINST PERSONS	CRIMES AGAINST PROPERTY	CRIMES AGAINST SOCIETY	FYTD
Atlantic	1	0	0	9
East LA Civic Ctr	1	0	0	2
Maravilla	0	0	0	2
Indiana (both LAPD & LASD)	1	0	0	7
Soto	3	0	0	13
Mariachi Plaza	1	0	3	11
Pico/Aliso	0	0	0	6
Little Tokyo/Arts Dist	0	0	0	0
Historic Broadway	0	0	0	4
Grand Av Arts/Bunker Hill	0	0	0	0
7th St/Metro Ctr	0	0	0	2
Pico	0	0	0	12
LATTC/Ortho Institute	1	1	0	29
Jefferson/USC	0	0	0	12
Expo Park/USC	0	0	0	8
Expo/Vermont	0	0	1	13
Expo/Western	0	1	1	13
Expo/Crenshaw	0	2	0	28
Farmdale	1	0	0	11
Expo/La Brea	4	2	0	17
La Cienega/Jefferson	2	0	0	11
Culver City	0	0	0	3
Palms	1	1	0	9
Westwood/Rancho Park	0	0	0	3
Expo/Sepulveda	0	0	0	6
Expo/Bundy	0	1	0	6
26th St/Bergamot	0	0	1	4
17th St/SMC	0	0	0	4
Downtown Santa Monica	4	1	2	39
Expo Line Rail Yard	0	0	0	0
Total	20	9	8	284

PERCENTAGE OF TIME SPENT ON THE RAIL SYSTEM	
Expo Line-LAPD	85%
Expo Line-LASD	N/C

GRADE CROSSING OPERATIONS			
LOCATION	LAPD	LASD	FYTD
East Los Angeles	0	22	314
Figueroa St	0	0	0
Exposition Blvd	82	0	1,041
Culver City	0	22	34
Santa Monica	0	90	249
TOTAL	82	134	1,638

LEGEND	
Los Angeles Police Department	
Los Angeles County Sheriff's Department	

G LINE (ORANGE)

ATTACHMENT E
MONTHLY UPDATE ON TRANSIT POLICING PERFORMANCE - APRIL 2024

REPORTED CRIME		
CRIMES AGAINST PERSONS	LAPD	FYTD
Homicide	0	0
Rape	0	0
Robbery	0	4
Aggravated Assault	3	12
Aggravated Assault on Operator	0	0
Battery	4	12
Battery Bus Operator	0	1
Sex Offenses	0	1
SUB-TOTAL	7	30
CRIMES AGAINST PROPERTY	LAPD	FYTD
Burglary	0	0
Larceny	1	5
Bike Theft	0	0
Motor Vehicle Theft	0	0
Arson	0	0
Vandalism	0	2
SUB-TOTAL	1	7
CRIMES AGAINST SOCIETY	LAPD	FYTD
Weapons	0	2
Narcotics	4	13
Trespassing	3	13
SUB-TOTAL	7	28
TOTAL	15	65

ARRESTS		
AGENCY	LAPD	FYTD
Felony	2	17
Misdemeanor	16	59
TOTAL	18	76

CITATIONS		
AGENCY	LAPD	FYTD
Other Citations	8	19
Vehicle Code Citations	18	288
TOTAL	26	307

CALLS FOR SERVICE		
AGENCY	LAPD	FYTD
Routine	283	565
Priority	44	137
Emergency	4	16
TOTAL	331	718

DISPATCHED VS. PROACTIVE	
AGENCY	LAPD
Dispatched	15%
Proactive	85%
TOTAL	100%

PERCENTAGE OF TIME SPENT ON THE BUS SYSTEM	
Orange Line- LAPD	86%

LEGEND
Los Angeles Police Department

CRIMES PER STATION				
STATION	CRIMES AGAINST PERSONS	CRIMES AGAINST PROPERTY	CRIMES AGAINST SOCIETY	FYTD
North Hollywood	2	1	4	25
Laurel Canyon	0	0	0	1
Valley College	1	0	0	3
Woodman	0	0	1	4
Van Nuys	0	0	0	3
Sepulveda	1	0	0	3
Woodley	0	0	0	0
Balboa	0	0	0	1
Reseda	1	0	2	5
Tampa	0	0	0	1
Pierce College	0	0	0	0
De Soto	0	0	0	1
Canoga	2	0	0	8
Warner Center	0	0	0	0
Sherman Way	0	0	0	1
Roscoe	0	0	0	0
Nordhoff	0	0	0	1
Chatsworth	0	0	0	5
Total	7	1	7	62

J LINE (SILVER)

ATTACHMENT E

MONTHLY UPDATE ON TRANSIT POLICING PERFORMANCE - APRIL 2024

REPORTED CRIME			
CRIMES AGAINST PERSONS	LAPD	LASD	FYTD
Homicide	0	0	0
Rape	0	0	0
Robbery	0	0	3
Aggravated Assault	1	0	6
Aggravated Assault on Operator	0	0	0
Battery	0	0	2
Battery Bus Operator	0	0	1
Sex Offenses	0	0	0
SUB-TOTAL	1	0	12
CRIMES AGAINST PROPERTY	LAPD	LASD	FYTD
Burglary	0	0	0
Larceny	0	0	1
Bike Theft	0	0	0
Motor Vehicle Theft	0	0	0
Arson	0	0	0
Vandalism	0	0	0
SUB-TOTAL	0	0	1
CRIMES AGAINST SOCIETY	LAPD	LASD	FYTD
Weapons	0	0	0
Narcotics	0	0	0
Trespassing	0	0	3
SUB-TOTAL	0	0	3
TOTAL	1	0	16

ARRESTS			
AGENCY	LAPD	LASD	FYTD
Felony	0	0	5
Misdemeanor	0	0	13
TOTAL	0	0	18

CITATIONS			
AGENCY	LAPD	LASD	FYTD
Other Citations	1	0	265
Vehicle Code Citations	5	0	228
TOTAL	6	0	493

CALLS FOR SERVICE			
AGENCY	LAPD	LASD	FYTD
Routine	103	15	339
Priority	21	0	75
Emergency	1	0	9
TOTAL	125	15	423

DISPATCHED VS. PROACTIVE		
AGENCY	LAPD	LASD
Dispatched	13%	13%
Proactive	87%	87%
TOTAL	100%	100%

CRIMES PER STATION				
STATION	CRIMES AGAINST PERSONS	CRIMES AGAINST PROPERTY	CRIMES AGAINST SOCIETY	FYTD
El Monte	0	0	0	2
Cal State LA	0	0	0	0
LAC/USC Medical Ctr	0	0	0	0
Alameda	0	0	0	0
Downtown	0	0	0	0
37th St/USC	0	0	0	1
Slauson	0	0	0	4
Manchester	1	0	0	2
Harbor Fwy	0	0	0	3
Rosecrans	0	0	0	0
Harbor Gateway Transit Ctr	0	0	0	2
Carson	0	0	0	1
PCH	0	0	0	1
San Pedro/Beacon	0	0	0	0
Total	1	0	0	16

PERCENTAGE OF TIME SPENT ON THE BUS SYSTEM	
Silver Line- LAPD	88%
Silver Line- LASD	84%

LEGEND	
Los Angeles Police Department	
Los Angeles County Sheriff's Department	

K LINE

ATTACHMENT E

MONTHLY UPDATE ON TRANSIT POLICING PERFORMANCE - APRIL 2024

REPORTED CRIME			
CRIMES AGAINST PERSONS	LAPD	LASD	FYTD
Homicide	0	0	1
Rape	0	0	0
Robbery	0	1	2
Aggravated Assault	0	0	5
Aggravated Assault on Operator	0	0	0
Battery	0	0	4
Battery Bus Operator	0	0	0
Sex Offenses	0	0	1
SUB-TOTAL	0	1	13
CRIMES AGAINST PROPERTY	LAPD	LASD	FYTD
Burglary	0	0	0
Larceny	0	0	1
Bike Theft	0	0	0
Motor Vehicle Theft	0	0	0
Arson	0	0	0
Vandalism	1	0	1
SUB-TOTAL	1	0	2
CRIMES AGAINST SOCIETY	LAPD	LASD	FYTD
Weapons	0	0	5
Narcotics	0	0	7
Trespassing	1	0	11
SUB-TOTAL	1	0	23
TOTAL	2	1	38

ARRESTS			
AGENCY	LAPD	LASD	FYTD
Felony	0	0	9
Misdemeanor	3	0	50
TOTAL	3	0	59

CITATIONS			
AGENCY	LAPD	LASD	FYTD
Other Citations	3	0	23
Vehicle Code Citations	0	0	0
TOTAL	3	0	23

CALLS FOR SERVICE			
AGENCY	LAPD	LASD	FYTD
Routine	137	218	1,686
Priority	8	1	75
Emergency	1	0	10
TOTAL	146	219	1,771

DISPATCHED VS. PROACTIVE		
AGENCY	LAPD	LASD
Dispatched	18%	57%
Proactive	82%	43%
TOTAL	100%	100%

CRIMES PER STATION				
STATION	CRIMES AGAINST PERSONS	CRIMES AGAINST PROPERTY	CRIMES AGAINST SOCIETY	FYTD
Expo / Crenshaw	0	0	0	1
Martin Luther King Jr Station	0	1	0	6
Leimert Park Station	0	0	1	6
Hyde Park Station	0	0	0	5
Fairview Heights Station	1	0	0	9
Downtown Inglewood Station	0	0	0	6
Westchester / Veterans Station	0	0	0	5
Total	1	1	1	38

PERCENTAGE OF TIME SPENT ON THE RAIL SYSTEM	
K Line - LAPD	86%
K Line - LASD	90%

LEGEND	
Los Angeles Police Department	
Los Angeles County Sheriff's Department	

BUS PATROL

ATTACHMENT E
MONTHLY UPDATE ON TRANSIT POLICING PERFORMANCE - APRIL 2024

REPORTED CRIME			
CRIMES AGAINST PERSONS	LAPD	LASD	FYTD
Homicide	0	0	1
Rape	0	0	2
Robbery	4	3	89
Aggravated Assault	4	2	102
Aggravated Assault on Operator	4	2	37
Battery	7	11	251
Battery Bus Operator	2	4	100
Sex Offenses	1	2	34
SUB-TOTAL	22	24	616
CRIMES AGAINST PROPERTY	LAPD	LASD	FYTD
Burglary	0	0	2
Larceny	6	4	110
Bike Theft	0	0	6
Motor Vehicle Theft	0	0	6
Arson	0	0	0
Vandalism	1	5	58
SUB-TOTAL	7	9	182
CRIMES AGAINST SOCIETY	LAPD	LASD	FYTD
Weapons	0	0	27
Narcotics	0	5	74
Trespassing	1	0	7
SUB-TOTAL	1	5	108
TOTAL	30	38	906

LASD's Crimes per Sector		
Sector		FYTD
Westside	5	26
San Fernando	1	14
San Gabriel Valley	8	61
Gateway Cities	9	74
South Bay	15	151
Total	38	326

LAPD's Crimes per Sector		
Sector		FYTD
Valley Bureau		
Van Nuys	1	15
West Valley	1	11
North Hollywood	3	22
Foothill	0	7
Devonshire	0	8
Mission	1	11
Topanga	0	8
Central Bureau		
Central	1	74
Rampart	1	35
Hollenbeck	0	9
Northeast	0	23
Newton	2	46
West Bureau		
Hollywood	1	29
Wilshire	0	29
West LA	1	20
Pacific	0	7
Olympic	1	43
Southwest Bureau		
Southwest	5	54
Harbor	0	5
77th Street	11	101
Southeast	1	23
Total	30	580

ARRESTS			
AGENCY	LAPD	LASD	FYTD
Felony	8	39	219
Misdemeanor	38	9	415
TOTAL	46	48	634

CITATIONS			
AGENCY	LAPD	LASD	FYTD
Other Citations	16	38	535
Vehicle Code Citations	147	10	458
TOTAL	163	48	993

CALLS FOR SERVICE			
AGENCY	LAPD	LASD	FYTD
Routine	952	237	3,603
Priority	492	86	2,001
Emergency	66	13	454
TOTAL	1510	336	6,058

DISPATCHED VS. PROACTIVE		
AGENCY	LAPD	LASD
Dispatched	0%	4%
Proactive	0%	96%
TOTAL	0%	100%

PERCENTAGE OF TIME SPENT ON THE BUS SYSTEM	
LAPD BUS	0%
LASD BUS	92%

LEGEND	
Los Angeles Police Department	
Los Angeles County Sheriff's Department	

UNION STATION

ATTACHMENT E

MONTHLY UPDATE ON TRANSIT POLICING PERFORMANCE - APRIL 2024

REPORTED CRIME		
CRIMES AGAINST PERSONS	LAPD	FYTD
Homicide	0	0
Rape	0	1
Robbery	0	9
Aggravated Assault	1	13
Aggravated Assault on Operator	0	0
Battery	10	102
Battery Rail Operator	0	0
Sex Offenses	0	6
SUB-TOTAL	11	131
CRIMES AGAINST PROPERTY	LAPD	FYTD
Burglary	1	1
Larceny	1	39
Bike Theft	0	2
Motor Vehicle Theft	0	0
Arson	0	0
Vandalism	1	6
SUB-TOTAL	3	48
CRIMES AGAINST SOCIETY	LAPD	FYTD
Weapons	0	2
Narcotics	0	9
Trespassing	3	66
SUB-TOTAL	3	77
TOTAL	17	256

ARRESTS		
AGENCY	LAPD	FYTD
Felony	2	38
Misdemeanor	2	96
TOTAL	4	134

CITATIONS		
AGENCY	LAPD	FYTD
Other Citations	9	61
Vehicle Code Citations	2	2
TOTAL	11	63

CALLS FOR SERVICE		
AGENCY	LAPD	FYTD
Routine	302	722
Priority	88	585
Emergency	3	54
TOTAL	393	1361

DISPATCHED VS. PROACTIVE	
AGENCY	LAPD
Dispatched	19%
Proactive	81%
TOTAL	100%

PERCENTAGE OF TIME SPENT ON THE SYSTEM	
Union Station	83%

LEGEND	
Los Angeles Police Department	

7TH & METRO STATION

ATTACHMENT E

MONTHLY UPDATE ON TRANSIT POLICING PERFORMANCE - APRIL 2024

REPORTED CRIME		
CRIMES AGAINST PERSONS	LAPD	FYTD
Homicide	0	0
Rape	0	0
Robbery	1	3
Aggravated Assault	1	6
Aggravated Assault on Operator	0	0
Battery	1	21
Battery Rail Operator	0	0
Sex Offenses	0	0
SUB-TOTAL	3	30
CRIMES AGAINST PROPERTY	LAPD	FYTD
Burglary	0	0
Larceny	0	7
Bike Theft	0	0
Motor Vehicle Theft	0	0
Arson	0	0
Vandalism	0	1
SUB-TOTAL	0	8
CRIMES AGAINST SOCIETY	LAPD	FYTD
Weapons	0	1
Narcotics	0	0
Trespassing	0	12
SUB-TOTAL	0	13
TOTAL	3	51

ARRESTS		
AGENCY	LAPD	FYTD
Felony	0	1
Misdemeanor	0	4
TOTAL	0	5

CITATIONS		
AGENCY	LAPD	FYTD
Other Citations	6	32
Vehicle Code Citations	6	9
TOTAL	12	41

CALLS FOR SERVICE		
AGENCY	LAPD	FYTD
Routine	76	110
Priority	14	79
Emergency	2	9
TOTAL	92	198

DISPATCHED VS. PROACTIVE	
AGENCY	LAPD
Dispatched	17%
Proactive	83%
TOTAL	100%

PERCENTAGE OF TIME SPENT ON THE SYSTEM	
7th & Metro Station	82%

LEGEND	
Los Angeles Police Department	



**Bus/Rail Operator Assaults
April 2024**

Date	Time	Line	Bus	Intersection/City	Narrative	Barrier	Reason	Method	Transported to Hospital?
4/13/2024	20:27	53	1931	Wilmington & 119th St	Sus MB/30yrs stabbed bus op for unknown reasons. Operator transported to hospital.	Yes	No reason	Knife	Yes
4/16/2024	18:30	111	8436	Norwalk Station	Sus transient MB/32yrs arrested for hitting bus op when asked to exit for bus out of service.	N/A (o)	Told to exit	Hands (punch, slap)	Yes
4/18/2024	2:00	4	9538	5th St & Colorado Av	Sus transient MB/30yrs arrested for punching bus op when told he couldn't board bus. Op transported to hospital	Yes	Refused entry	Hands (punch, slap)	Yes
4/21/2024	21:35	81	6030	Figueroa St & Century Bl	BATTERY On 04/21/2024 @ 2135 HRS. Suspect entered bus and stated to victim, "If I get mad, I'm gonna kill someone" suspect then proceeded to sit down. Victim advised suspect he had to exit bus or she would have him removed. Suspect walked to the front of the bus and threw an object (later identified as a 5-hour energy bottle) at victim, striking victim's lip. Suspect then exited bus and fled location. An additional passenger (wheelchair bound) stated suspect struck his head but declined medical attention. INJURIES: Victim sustained minor swelling to her upper right lip and stated she was "Too Nervous To Continue" (TNTC) and wanted to go home. Victim refused ComPsych services. NO ARREST	Yes	No reason	Bottle	No
4/25/2024	13:45	212	5711	La Brea Av & Washington Bl	Sus MB/30s threatened bus operator with knife when asked to turn down music.	Yes	Upset over music	Brandished knife	No
4/25/2024	16:08	110	5976	62nd St & Western Av	AGG ASSAULT / BRANDISHING Suspect boarded bus and asked for a courtesy ride followed by two children that entered but did request a courtesy ride. Victim permitted suspect to enter without paying fare but advised the children if they wanted to ride free, they had to ask. The children replied, "Ok" and sat down. Suspect approached victim, produced a knife and asked victim, "Are you f...with those kids?" Victim replied, "No, I am not." Suspect replied, "Ok, because I will get you out of here. Suspect then demanded, "Let me out this M... F.... Victim stopped bus, suspect exited and fled location. INJURIES: Victim stated he was shaken and unable to complete assignment stating, "Too Nervous To Continue" (TNTC). Victim refused ComPsych services. NO ARREST	Unkn	Upset	Brandished knife	No
4/26/2024	12:35	910	8361	Adams Bl & Figueroa Way	BATTERY Victim observed a sexual assault in progress. The sexual assault suspect (Male / White) then brandished a knife at another (Male / Hispanic) passenger when he attempted to protect the (Female / Black) sexual assault victim. Suspect and victim exited bus and continued their altercation. Suspect proceeded to stab victim. Victim attempted to secure bus thus prevented patrons from exiting bus. Suspect became irate and demanded victim to allow her to exit. Suspect punched victim's face once, exited the rear of the bus and fled. INJURIES: Victim stated she was "Too Nervous to Continue" (TNTC). Victim was offered ComPsych services. NO ARREST Sexual Assault Incident Update: Suspect was located due to a blood trail determined to be the result of suspect severing his finger with his own knife. Suspect was taken into custody.	Unkn	Unknown	Knife	No
4/26/2024	13:30	45	1596	Adams Bl & Broadway	AGG ASSAULT Victim observed suspect assault another patron. Victim pushed the emergency button and stopped the bus. Suspect approached the victim and attempted to punch victim. Victim utilized her hands and blocked suspect's punches. Suspect then stunned victim's stomach area with a taser. Suspect then returned back to the other patron and attempted to again assault patron. All patrons began to exit the bus as well as the bus operator. Suspect remained on the bus and closed the bus door. Multiple patrons were also tased by suspect. INJURIES: Victim was transported to California Hospital. ARREST	Yes	Unknown	Stun gun	Yes
4/28/2024	13:30	2	8487	Sunset Bl & San Vicente Bl	Sus FB/61yrs arrested for throwing strawberries at bus op when sus demanded stop	Yes	Demanded stop	Threw object	No
4/29/2024	11:40	163	2020	Vanowen St & Laurelgrove Av	AGG ASSAULT / BRANDISHING Suspect approached victim and demanded victim allow him to exit bus. Victim advised he would have to exit at the next stop. Suspect then lifted up his shirt and brandished a 4" kitchen knife with the blade pointing upwards. Suspect again demanded victim to stop. Suspect further stated victim's refusal to stop the bus is the reason bus operators are having safety issues recently. Suspect exited bus and fled location. During the interview, victim advised his conversation with suspect was spoken in Spanish. INJURIES: Victim stated he was "Too Nervous to Continue" (TNTC). NO ARREST	Yes	Demanded stop	Brandished knife	No
4/30/2024	11:40	20	4128	Wilshire Bl & Normandie	AGG ASSAULT / BRANDISHING Suspect engaged in a verbal altercation with another patron. Victim approached suspect and observed the butt of a black firearm sticking out of victim's backpack. Suspect had his hand on the grip but did not remove the firearm from the backpack. Victim told suspect to exit bus. Suspect told victim "keep driving." Victim returned back to the driver's seat, pressed the silent alarm. Doors opened, and suspect exited the bus through the rear door. As suspect walked away, suspect simulated a gun with his fingers pointing in the direction of victim. NO INJURIES: Victim was adamant he was extremely ok to continue his route. NO ARREST	N/A (o)	Unknown	Brandished gun	No
4/30/2024	17:26	40	6128	La Brea Av & Hillcrest Bl	Sus MB spit on bus op when he almost fell when bus accelerated	Yes	Upset	Spit	No



SYSTEM SECURITY & LAW ENFORCEMENT

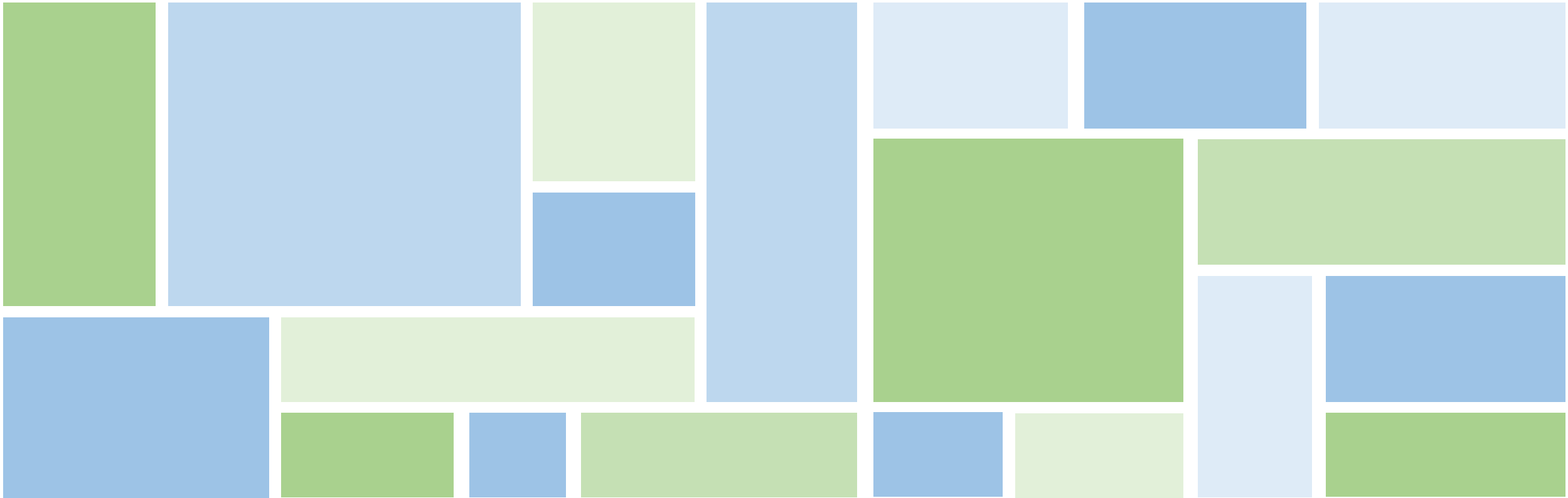
Attachment G

Sexual Crimes / Harassment Calls for Service April 2024

Calls related to sexual crimes / harassment are routed through System Security & Law Enforcement Operations Center, which then transfers the caller to a free 24/7 hotline — Center for the Pacific Asian Family Inc., and Sister Family Services — that can provide more directed counseling. Between April 1 and April 30, Metro Transit Security, LAPD, LASD, and LBPD received twelve (12) incidents and referred all victims of sexual crimes / harassment to the above free hotlines.

Incident Type & Totals						
	Apr 24	Mar 24	% Change	Apr 24	Apr 23	% Change
Sexual Harassment	0	0	0.0%	0	0	0.0%
Sexual Battery	6	7	-14.3%	6	9	-33.3%
Lewd Conduct	1	1	0.0%	1	1	0.0%
Indecent Exposure	5	1	400.0%	5	3	66.7%
TOTAL	12	9	33.3%	12	13	-7.7%

Counseling Information Provided	
	April 2024
Yes	12
No - If no, why?	0
Gone On Arrival	0
Did Not Have Info	0
Telephonic Report	1
Not Offered	0
Refused	0
Officer Witnessed Incident	0
TOTAL	12



JUNE 2024

MONTHLY UPDATE ON PUBLIC SAFETY

Ken Hernandez
Interim Chief Safety Officer

APRIL 2024

PUBLIC SAFETY TRENDS & STATS

Systemwide

- **Crimes Against Persons** rose 15.6% compared to March 2024.
- **Crimes Against Property** decreased by 3.9% when compared to March 2024.
- **Crimes Against Society** significantly decreased by 33.7% when compared to March 2024.

Systemwide	Apr-24	Mar-24	% Change Mar 24 vs Feb 24	Apr-23	% Change Apr 24 vs Apr 23
Crimes Against Persons	156	135	15.6%	188	-17.0%
Ridership	26,210,300	25,880,698	1.3%	23,661,295	10.8%
Crimes Against Persons per 1 Million Boardings	5.95	5.22	14.1%	7.95	-25.1%

Systemwide	Apr-24	Mar-24	% Change Mar 24 vs Feb 24	Apr-23	% Change Apr 24 vs Apr 23
Crimes Against Property	49	51	-3.9%	67	-26.9%
Ridership	26,210,300	25,880,698	1.3%	23,661,295	10.8%
Crimes Against Property per 1 Million Boardings	1.87	1.97	-5.1%	2.83	-34.0%

Systemwide	Apr-24	Mar-24	% Change Mar 24 vs Feb 24	Apr-23	% Change Apr 24 vs Apr 23
Crimes Against Society	242	365	-33.7%	465	-48.0%
Ridership	26,210,300	25,880,698	1.3%	23,661,295	10.8%
Crimes Against Society per 1 Million Boardings	9.23	14.10	-34.5%	19.65	-53.0%

Per 1 Million Boardings

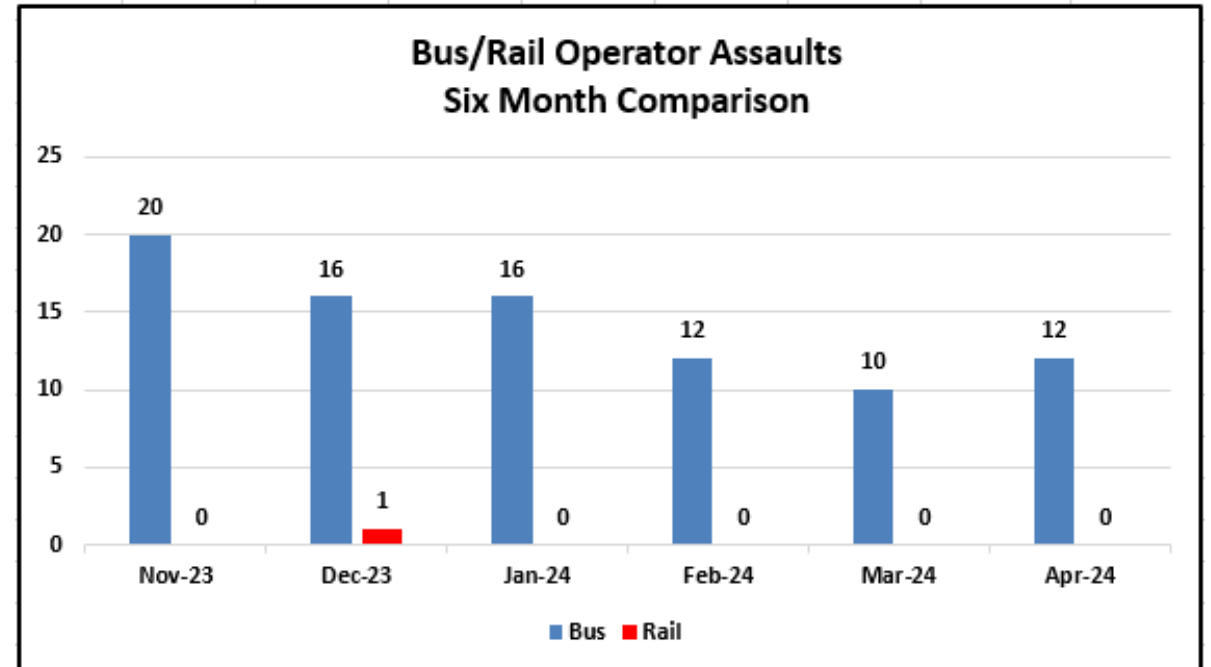
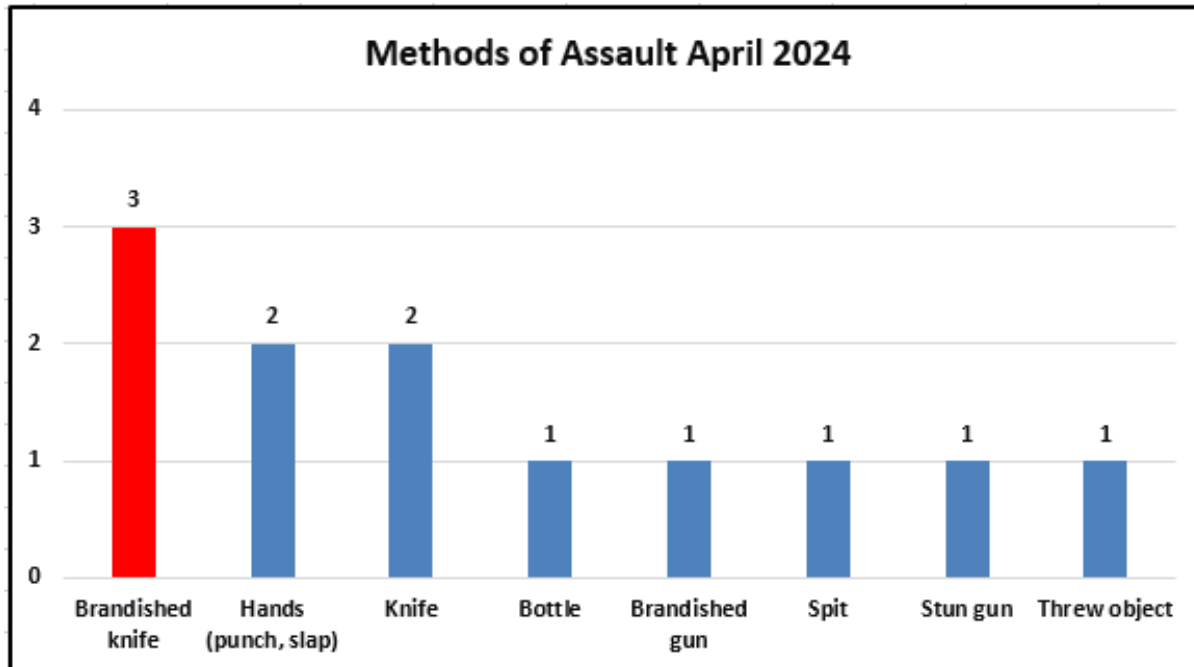
Total crime decreased by 19.9% compared to March 2024 and by 44% compared to April 2023.

- **Crimes Against Persons** increased by 14.1% compared to March 2024 and decreased by 25.1% compared to April 2023.
- **Crimes Against Property** decreased by 5.1% compared to March 2024 and by 34% compared to April 2023.
- **Crimes Against Society** decreased by 34.5% compared to March 2024 and by 53% compared to April 2023.

APRIL 2024 OPERATOR ASSAULTS

- Operator assaults increased from 10 in March to 12 in April
- Brandishing a knife, using hands (punch, slap), and using a knife were the top three methods of assault
- Upset, no reason, and demanded stop were the top reasons for assaults

Top Reasons for Assault	
Reason	Count
Upset	5
No reason	2
Demanded stop	2
Refused entry	1
Told to exit	1
Upset over music	1
Grand Total	12




MULTI-LAYERED DEPLOYMENT UPDATE

Since July 10, 2023, Metro has been utilizing a multi-layered deployment, which has a significant impact across the entire rail system, including end-of-line stations and mid-point (focus) stations, decreasing the number of non-destination travelers that are required to leave the rail system at the end of the night when the system closes.

The following reflects the results of the deployment for the month of April.

- 131 citations and 39 written warnings issued by Transit Security Officers
- Contract Security cleared 12,272 trains
- Law enforcement conducted:
 - 519 arrests
 - 622 citations
 - 1,753 warnings



PUBLIC SAFETY SURGE UPDATE

Deployment Resource	Total 5/20-5/28	
LAPD – B/D and E Lines within their jurisdiction	72 Reported Crimes: <ul style="list-style-type: none"> • 68 Trespassing • 2 Narcotics • 1 Battery • 1 Robbery 	152 Surge-related Arrests: <ul style="list-style-type: none"> • 121 Trespassing-related • 24 Related to Warrants • 2 Weapons • 1 Robbery
LASD – A & C Lines	0 Reported Crimes	4 Arrests: <ul style="list-style-type: none"> • 2 Narcotics • 1 Open Container/Drinking in Public • 1 Weapons-related
LBPD – A Line Stations within their jurisdiction	0 Reported Crimes	0 Arrests
Allied Universal	25 Reported Crimes: <ul style="list-style-type: none"> • 15 Vandalism • 5 Trespassing • 4 Narcotics • 1 Weapons 	0 Arrests
Inter-Con	0 Reported Crimes	0 Arrests

- Contracted law enforcement partners have expanded their visible presence, primarily on the rail system.
- MTS is focusing on increasing its visible presence on the bus system. The surge is initially focusing on end-of-line offloading, based on feedback from our union partners.

METRO AMBASSADORS UPDATE

Support

Metro Ambassadors continue to support riders, connect them to resources, and report incidents and maintenance needs. They were deployed on all rail lines, G line, J line, and bus lines 210, 40, and 720.

Special Deployments included support for G Line Detours, Dodger Games, the Vaisakhi Celebration Parade, Anime Show at the Convention Center, Long Beach Grand Prix, B Line Bus Bridges, and Bus Lines 106 & 605 by LA General Medical Center(ongoing).

Connect

For the month of April 2024, Metro Ambassadors conducted 69,950 customer engagements and reported the following:

- 1,964 Cleanliness Issues (8.8% decrease from last month)
- 1,369 Graffiti Incidents (4.4% increase from last month)
- 359 Elevator and Escalator Problems (1.4% increase last month)
- 290 Safety Issues (0.3% increase from last month)

Report

For the month of April 2024, Metro Ambassadors saved 17 lives through the timely administration of Narcan:

