



Board Report

File #: 2025-0940, **File Type:** Appointment

Agenda Number: 38.

OPERATIONS, SAFETY, AND CUSTOMER EXPERIENCE COMMITTEE JANUARY 15, 2026

SUBJECT: APPOINTMENT TO METRO GATEWAY CITIES SERVICE COUNCIL

ACTION: APPROVE RECOMMENDATION

RECOMMENDATION

APPROVE nominee for membership on Metro's Gateway Cities Service Council (Attachment A).

ISSUE

A member of the Gateway Cities Service Council resigned in September 2025 prior to completion of her term.

BACKGROUND

Metro Service Councils (MSCs) were created in 2002 as community-based bodies that improve bus service and promote service coordination with municipal and local transit providers. The MSC bylaws specify that representatives who live, work, or represent the region should have a basic working knowledge of public transit service within their area and understand passenger transit needs. To do so, each Representative is expected to ride at least one transit service per month.

The MSCs are responsible for convening public hearings to receive community input on proposed service modifications, rendering decisions for proposed bus route changes, and considering staff recommendations/public comments. All route and major service changes approved by the MSCs will be brought to the Metro Board of Directors as an information item. If the Metro Board moves an MSC-approved service change to an action item, the MSCs will be notified of this change before the next Service Council monthly meeting.

DISCUSSION

The nominating authority has nominated the individual listed below to the Gateway Cities Service Council. If approved by the Board, they will serve the remainder of the three-year term specified. Attachments A and B provide the nomination letter and a brief summary of qualifications for the new nominee.

A. David Arellano, New Appointment

Nominated by: Gateway Cities Council of Governments
Term: July 1, 2023-June 30, 2026 and July 1, 2026-June 30, 2029

Membership of this Council with this appointee compared to the region's demographics and ridership is provided in Attachment C, Table 1 (race/ethnicity) and Table 2 (sex/gender).

EQUITY PLATFORM

Metro recommends appointing Service Council members who represent the diverse needs and priorities of the respective region's demographics. To further encourage nominating authorities to nominate individuals who closely reflect the region and its ridership, Metro staff shares the Service Council membership race/ethnicity and gender demographic makeup compared to that of the residents and riders with each nomination request. This practice has resulted in greater diversity of race/ethnicity and gender over the last several years of the Service Councils. However, approximately half of LA County residents and Metro riders are women, and work is still required to achieve gender equity on some of the Service Councils. The sex/gender representation for all Service Councils with this appointment is provided in Attachment C, Table 3. Staff will continue to share demographic information and encourage nominating authorities to consider gender equity when selecting individuals for nomination.

VEHICLE MILES TRAVELED OUTCOME

VMT and VMT per capita in Los Angeles County are lower than national averages, the lowest in the SCAG region, and on the lower end of VMT per capita statewide, with these declining VMT trends due in part to Metro's significant investment in rail and bus transit.* Metro's Board-adopted VMT reduction targets align with California's statewide climate goals, including achieving carbon neutrality by 2045. To ensure continued progress, all Board items are assessed for their potential impact on VMT.

This item supports Metro's systemwide strategy to reduce VMT through operational activities that will improve and further encourage transit ridership, ridesharing, and active transportation. Metro's Board-adopted VMT reduction targets were designed to build on the success of existing investments, and this item aligns with those objectives.

While this item does not directly encourage taking transit, sharing a ride, or using active transportation, it is a vital part of Metro operations, as it makes progress towards fully appointed advisory bodies that enable local area stakeholders to provide input on how Metro's bus service is performing in their communities, thereby contributing to Metro's efforts to improve the customer experience. A fully appointed advisory body increases public engagement and provides transparency around Metro's decision-making process for service planning. Because the Metro Board has adopted an agency-wide VMT Reduction Target, and this item generally supports the overall function of the agency, this item is consistent with the goals of reducing VMT.

*Based on population estimates from the United States Census and VMT estimates from Caltrans' Highway Performance Monitoring System (HPMS) data between 2001-2019.

IMPLEMENTATION OF STRATEGIC PLAN GOALS

Approval of this recommendation supports the following Metro Strategic Plan Goal: 30 Enhance communities and lives through mobility and access to opportunity.

NEXT STEPS

Staff will continue to monitor the major contributors to the quality of bus service from the customer's perspective and share that information with the Service Councils for use in their work to plan, implement, and improve bus service and the customer experience in their areas.

ATTACHMENTS

Attachment A - Nomination Letter

Attachment B - New Appointee Biography and Qualifications

Attachment C - Service Councils Demographic Information

Prepared by: Dolores Ramos, Senior Manager, Regional Service Councils, (213) 922-1210

Reviewed by: Conan Cheung, Chief Operations Officer, (213) 418-3034


Stephanie Wiggins
Chief Executive Officer

NEW APPOINTEE NOMINATION LETTER

Gateway Cities Service Council



December 16, 2025

Ms. Stephanie Wiggins, CEO
Los Angeles County Metropolitan Transportation Authority
One Gateway Plaza
Los Angeles, CA 90012

Dear Ms. Wiggins:

Nominee for the Metro Gateway Cities Service Council

Acting in its capacity as the convening coalition of the Metro Gateway Cities Service Council, the Board of Directors of the Gateway Cities Council of Governments has nominated one elected official to fill one seat expiring on June 30, 2026.

At its meeting of December 10, 2025, Gateway Cities Council of Governments Board of Directors nominated the following applicant:

- Council Member David Arellano, City of Lakewood

A copy of the nominee's application is enclosed. The nominee will serve the remaining term through June 30, 2026, and the subsequent term expiring June 30, 2029.

We would appreciate your assistance in agendaizing the nomination for confirmation by the MTA Board of Directors at the next regularly scheduled meeting.

Sincerely,

A handwritten signature in blue ink that reads 'Hector De La Torre'.

Hector De La Torre
Executive Director

Enclosure

Cc: Ms. Dolores Ramos, Senior Manager, Transportation Planning Regional
Service Councils

Service Council Nominee Qualifications

David Arellano, Nominee to Gateway Service Council



Council Member David Arellano was elected to the Lakewood City Council on March 5, 2024 by the voters of District 4. After spending his earliest years in the foster care system, he was adopted and moved to Lakewood, where he grew up, attended area schools, and graduated from Lakewood High School.

After exploring work in several fields, he started Preferred Auto Design in his driveway, growing it into a full-service collision repair center that specializes in classic car restoration. Being in business led him to join the Chamber of Commerce.

Councilmember Arellano rose to city leadership by way of the Greater Lakewood Chamber of Commerce, where he recently served as Chairman of the Board.

Councilmember Arellano has also been active in the community in other ways, volunteering as a youth sports coach, including coaching track at Lakewood High School. He is an appointee to the Bellflower Unified School District Citizens Task Force, serves on the Los Cerritos YMCA Board of Directors, and has served on the Lakewood Measure L Citizens Oversight Committee. He and his wife Melina, who also grew up in Lakewood, have two school-age daughters.

Service Council Demographic Information

The Council Region demographics in the following tables are taken from the 2023 American Community Survey; the regional ridership is taken from the 2023 Metro Ridership Survey. With the appointment of this nominee, the Gateway Cities (GWC) Service Council membership will compare to the region's demographics and ridership as follows:

Table 1: Comparison of Gateway Cities (GWC) Service Council membership race/ethnicity demographics to the region and the region's ridership

GWC Race/Ethnicity	Hispanic or Latino	White	Asian	Pac Isl	Black	Native Amer	Other
GWC Council Region	65.8%	14.0%	9.3%	0.3%	7.8%	0.2%	2.2%
GWC Region Ridership	51%	16%	9% ⁰	1%	18%	1%	4%
GWC Membership (No.) [*]	80% (8)	10% (1)	0% (0)	10% (1)	0% (0)	0% (0)	0% (0)

^{*}Note: Table/percentages does not add to the exact number of Council seats as it incorporates each race Councilmembers self-identified with; some current Councilmembers identify as multi-racial.

Table 2: Gateway Cities (GWC) Service Council membership compared to the region's gender demographics

GWC Sex/Gender	Male/ Man	Female/ Woman	Non-binary/ Non-conforming	Prefer to self-describe/ Decline to respond
Los Angeles County	49.6%	50.4%	*	*
GWC Region Ridership	51%	46%	2%	1%
GWC Membership (No.)	77% (7)	22% (2)	0% (0)	0% (0)

^{*}The sex/gender composition for Los Angeles County is taken from 2022 Census Quick Facts; Census data includes a question that intends to capture current sex; there are no questions about gender, sexual orientation, or sex at birth. This is denoted by an asterisk in the "non-binary/non-conforming" and "prefer to self-describe/decline to state" fields within the table above.


Table 3: Gender representation on all Service Councils

Sex/Gender	Male/ Man	Female/ Woman	Non-binary/ Non-conforming	Prefer to self-describe/ Decline to respond
Los Angeles County	49.6%	50.4%	*	*
SBC Membership (No.)	66% (6)	33% (3)	0% (0)	0% (0)
SFV Membership (No.)	66% (6)	33% (3)	0% (0)	0% (0)
SGV Membership (No.)	77% (7)	22% (2)	0% (0)	0% (0)
GWC Membership (No.)	77% (7)	22% (2)	0% (0)	0% (0)
WSC Membership (No.)	44% (4)	33% (3)	11% (1)	11% (1)

^{*}The sex/gender composition for Los Angeles County is taken from 2022 Census Quick Facts; Census data includes a question that intends to capture current sex; there are no questions about gender, sexual orientation, or sex at birth. This is denoted by an asterisk in the "non-binary/non-conforming" and "prefer to self-describe/decline to state" fields within the table above.


REGIONAL SERVICE COUNCILS

APPOINTMENT TO METRO GATEWAY CITIES SERVICE COUNCIL




Operations, Safety, & Customer Experience Committee Meeting
January 15, 2026

RECOMMENDATION



APPROVE nominee for membership on Metro's Gateway Cities Service Council

ISSUE & DISCUSSION



ISSUE

A member of the Gateway Bay Cities Service Council resigned in September 2025 prior to completion of her term.

DISCUSSION

If approved by the Board, the nominee will serve the remainder of the three-year term (July 1, 2023-June 30, 2026) tied to the seat on the Council he has been nominated to and the subsequent term of July 1, 2026-June 30-2029.


Nominating Authority



The nominating authority for all nine (9) seats on the Gateway Cities Service Council is the Gateway Cities Council of Governments.

The Gateway Cities Council of Governments has nominated David Arellano.

Demographics



With this nominee, the Service Council composition and representation will be:

GWC Race/Ethnicity	Hispanic or Latino	White	Asian	Pac Isl	Black	Native Amer	Other
GWC Council Region	65.8%	14.0%	9.3%	0.3%	7.8%	0.2%	2.2%
GWC Region Ridership	51%	16%	9%%	1%	18%	1%	4%
GWC Membership (No.)	80% (8)	10% (1)	0% (0)	10% (1)	0% (0)	0% (0)	0% (0)

**Note: Table/percentages does not add to the exact number of Council seats as it incorporates each race Councilmembers self-identified with; some current Councilmembers identify as multi-racial.*

GWC Sex/Gender	Male/ Man	Female/ Woman	Non-binary/ Non-conforming	Prefer to self-describe/ Decline to respond
Los Angeles County	49.6%	50.4%	*	*
GWC Region Ridership	51%	46%	2%	1%
GWC Membership (No.)	77% (7)	22% (2)	0% (0)	0% (0)

**Sex/gender composition for Los Angeles County is taken from 2022 Census Quick Facts; Census data includes a question intended to capture current sex; there are no questions about gender, sexual orientation, or sex at birth.*