



Board Report

File #: 2026-0336, **File Type:** Oral Report / Presentation

Agenda Number: 4.

**INDEPENDENT CITIZEN'S ADVISORY AND OVERSIGHT COMMITTEE
JUNE 3, 2026**

SUBJECT: ORAL REPORT ON THE FY27 BUDGET

ACTION: RECEIVE ORAL REPORT

RECOMMENDATION

RECEIVE oral report on review of the FY27 Budget.

ISSUE

California Public Utilities Code Section 130105 requires Metro to adopt an annual budget to manage the revenues and expenses of the Agency's projects and programs. The budget is the legal authorization to obligate and spend funds and to implement Board policy. It includes all operating, capital, planning and programming, subsidy funds, debt service requirements, and general fund activities for the fiscal year. The legal level of control is at the fund level. Total annual expenditures cannot exceed the final appropriation by the Board at the fund level except for capital expenditures, which are authorized on a life-of-project basis.

On May 5, 2026, the FY27 Proposed Budget was made available to the public on the Metro website, through the Records Management Center located on the plaza level of the Gateway building. Advanced public notification of the Budget Public Hearing was issued 30 days and 15 days prior to the scheduled date through advertisements posted in more than ten news publications in various languages. A public hearing of the proposed FY27 Budget was held on May 21, 2026. The Board adopted the FY27 Budget on May 28, 2026.

EQUITY PLATFORM

Metro's commitment to equity is embedded in the FY27 Budget development process through the continued application of Equity Zero-Based Budgeting (EZBB). Guided by the pillars of 'Listen and Learn' and 'Focus and Deliver,' Metro is ensuring that resource allocation directly addresses the diverse needs of riders and results in meaningful outcomes that improve access to opportunity. These pillars are acted on by continuously learning from stakeholders and using needs-based analyses to develop targeted solutions to improve mobility in Los Angeles County and the surrounding region. Public feedback is meticulously documented and integrated into the budget,

shaping priorities that reflect our community's values. The Office of Management and Budget will continue to assess the budget's impact on equity, sustainability, safety, and ADA accessibility, ensuring our system serves all residents effectively.

Leveraging the Equity Focus Communities (EFC) map, Metro has been able to understand regional equity needs and impact for low-income and zero-vehicle households and respond to them with first-last mile and community employment initiatives. Per Board Direction, the EFC Budget Assessment was introduced with the FY23 Budget. It is a geographic equity analysis to identify the extent to which Metro's budget invests in EFCs, which comprise approximately 40% of Los Angeles County's population. The FY23 Budget established a baseline of 67.3% EFC Benefits. The FY27 Budget exceeds this baseline with EFC Benefits of 80.4% of the budget. The budget will continue to prioritize investments that maintain essential service levels and ensure that funds will be distributed in a way that prioritizes the needs of the communities that are most reliant on the service.

Prepared by: Giovanna Gogreve, Senior Director, Finance, (213) 922-2835
Cosette Stark, Executive Officer, Local Programming, (213) 922-2822

Reviewed by: Michelle Navarro, Chief Financial Officer (Interim), (213) 922-3056



Metro Fiscal Year 2027 Proposed Budget



Agenda



1. PROGRAM HIGHLIGHTS

- FY27 Proposed Budget: Revenues vs Expenditures
- Metro Transit – Operations & Maintenance
 - Station Experience
 - Enhancing Customer Experience
- Metro Transit - Capital Improvement Program (CIP)
- Transportation Infrastructure Development (TID)
- Regional Allocation & Pass-throughs
- Other Programs
 - Highway Multimodal Development
 - Regional Rail
 - General Planning & Programming
 - Congestion Management
 - Debt Services
 - Oversight & Administration

2. PUBLIC OUTREACH & ENGAGEMENT




FY27 Proposed Budget - \$9.7B

Balanced Budget that demonstrates our commitment and continued investments to building a world-class transit system

Resources

Expenditures



Overview:

- FY27 Proposed Budget \$9.7B reflects a \$223.0M or 2.4% increase over FY26
- Balanced budget with three fund source categories and ten program expenditures



Metro Transit Operations – \$2.99B

Service plans and initiatives to improve customer experience

Bus Service

\$1,939.8M
(+\$44.3M, +2.3%)

Rail Service

\$1,035.3M
(+\$37.7M, +3.8%)

Metro Micro

\$23.8M
(+\$1.4M, +6.1%)



Overview:

- Reflects an \$83.3M or 2.9% increase from FY26
- Maintaining bus, rail, & Micro revenue service hours (8.8M in FY27)
- D Line Section 2 expansion opening
- Bus: Supports NextGen & special events
- Rail: Meets current demand & expands opportunities throughout the region



Station Experience

Redefining the station, reimagining the experience



Safe, Clean Restrooms

- ADA-accessible Throne restrooms
- Up to 64 restrooms by Summer 2026 World Cup
- Ensure responsible use



Tap-To-Exit & Taller Fare Gates

- Implementing at 16 stations in FY27
- Deter fare evasion & improve safety
- Better access control, less trespassing, smoother flow



Elevators/Escalators

- Continue modernization & replacement
- Upgrade elevator control systems
- Expand Open-Door Program to all elevators



Lighting Retrofit

- Improved lighting – enhances visibility & safety at stations
- Retrofits at Rail Stations and Transit Centers
- Deter crime and help with wayfinding



Overview:

- FY27 budget: \$29.6M for Station Experience (SX) expansion & enhancements
- SX reduces crime & loitering; expanding systemwide
- Community input drives upgrades (lighting, ADA restrooms, elevators/escalators)



Enhancing Customer Experience

Elevating rider safety and cleanliness across the system

Multi-layered Public Safety Approach

Cleaning



Care-Based Services

Community Intervention Specialists (CIS), Crisis Response Program, Homeless Outreach, Transit Ambassadors




Department of Public Safety (DPS) & Contract Law Enforcement

Crime prevention & respond to calls for services



Metro Transit Security

Fare & Code of Conduct enforcement



Private Security

Security of stations, divisions, & terminals



Bus

Daily @ four terminals seven days per week



Rail

Daily, End-of-Line (EOL) cleaning, three shifts seven days per week, continuing mid-line cleaning




Stations

Rail custodial staff @ 17 hot spots & support for D Line expansion



Facilities

Graffiti control & abatement, pest/bird control, weed control, power sweeping, trash and vegetation removal



Overview:

- \$430M for Public Safety Resource Deployment
- \$311M for cleaning initiatives



Capital Improvement Program - \$576.5M

Serving riders with transit options that are sustainable, reliable, and innovative

Bus

\$186.0M

(+\$15.7M, +9.2%)

- Procure Zero-Emission Buses (ZEB) and charging infrastructure
- Midlife refurbishments & overhauls
- Facilities Improvements



Rail

\$189.7M

(-\$33.7M, -15.1%)

- Procure new rail vehicles for expansion & replacement
- Midlife refurbishments & overhauls
- Facilities and Wayside improvements



Other Asset Improvements

\$200.8M

(-\$25.4M, -11.2%)

- CCTV, intrusion detection, faregates, signage
- Olympic-related improvements
- Power, IT, and infrastructure upgrades (TPSS, EAMS)
- Transit Signal Priority, NextGen, TAP user interface



Overview:

- Reflects a \$43.4M or 7% decrease from FY26
- CIP budget modernizes Metro infrastructure & assets
- Focus: maintenance, upgrades, and system reliability

- Investments: new technology, vehicles, stations, and systems
- Improve safety, service quality, and customer experience



Transit Infrastructure Development - \$2.0B

Legacy projects to serve our communities

Planning \$229.3M

Countywide BRT Planning	\$3.5M
E Line Eastside LRT Phase 2	\$74.7M
K Line Extension to Torrance	\$52.3M
Metro Command & Control Center	\$20.6M
Sepulveda Corridor	\$69.0M
SGV Forward	\$0.9M
Vermont Rail Corridor	\$8.2M


Construction \$1,739.9M

A Line Foothill Ext. 2B & 2B2	\$93.9M
D Line Extension	\$680.2M
East San Fernando Valley LRT	\$319.2M
G Line BRT Improvements	\$281.4M
NoHo to Pasadena BR	\$44.2M
Southeast Gateway Line	\$188.2M
Vermont BRT	\$132.8M



Closeout & Others \$66.3M

Closeout	\$9.0M
Systemwide incl. Business Solution Center	\$57.3M



Overview:

- Planning efforts continue to move key projects toward shovel-ready delivery
- Advances bus & rail projects from Measure R/M despite rising costs
- Shift in FY27 toward bus projects (Vermont, NoHo–Pasadena, G Line)

Regional Allocations & Pass-Throughs - \$1.76B

Transit investments across LA County



Local Agency Programs

- Local Return
- TDA 3
- TDA 8

\$861.8M

+\$17m (+2.0%)



Regional Transit

- Municipal & Local Operator Funds
- Access Services

\$730.1M

-\$32.1m (-4.2%)



Major Projects

- AV Metrolink Line
- ITC

\$23.3M

-\$49.2m (-67.9%)



Other Local Programs

- Call for Projects
- ATP-Transit
- CRD Toll
- Federal Pass-Thru
- TOD Grants

\$86.3M

+\$14.0m (19.3%)



Regional Federal Grants

- JARC
- New Freedom
- 5310
- Federal Exchange

\$21.8M

-\$0.3m (-1.4%)



Fare Assistance

- LIFE

\$36.7M

+\$0.4m (+1.2%)

Overview:

- Reflects a \$49.9M or 2.8% decrease from FY26
- Sales Taxes drive most funding; 86% to agencies/jurisdictions, 14% to Access & LIFE
- Funding distributed to regional transit partners and municipalities to carry out local transportation needs



Other Programs - \$2.3B

Other investments that support living, working, and playing in LA



Highway Multimodal Development
\$886.9M
(+\$249.1M, +39.1%)

Regional Rail
\$415.0M
(+\$119.0M, +40.2%)

General Planning & Programming
\$255.2M
(-\$2.7M, -1.1%)

Congestion Management
\$110.6M
(-\$19.1M, -14.7%)

Debt Program
\$537.7M
(+\$56.5M, +11.7%)

Oversight & Admin
\$101.5M
(+\$0.3M, +.3%)

- Bus Only Lane projects
- Capacity improvements
- ExpressLanes/HOV improvements

- Link Union Station
- Double Tracking & Grade Separation projects
- Metrolink (FY27 Proposed Budget is pending transmittal of the official budget request)

- Bike Hubs & Lockers
- LA River Bike Path
- Bike share program expansion
- Joint Development initiatives

- ExpressLanes
- Freeway Service Patrol
- Motorist Services
- Rideshare Services

- Debt financing to advance major capital investment projects
- Debt issuance is authorized by state/federal legislation & local sales tax ordinances

- Legal Services
- Ethical Compliance
- Internal Investigations
- Regulatory Environmental Assessments
- Finance & Compliance Audits

Overview:

- Highway Multimodal Development, Regional Rail, Oversight & Admin, and Debt Program increasing over FY26
- General Planning & Programming and Congestion Management decreasing over FY26



Public Outreach & Engagement

Engaging communities, informing decisions

Key Demographics



48%

EFC



10%

Under 18



44%

Income <\$25,000



71%

Ride 1+ day/week

Note: Based on combined responses from My Metro Budget Activity & My Metro Priorities

Participation



My Metro Budget Activity

5,900+ Respondents

4,800+ Comments



My Metro Priorities

1,550+ Respondents

200+ Comments

Collection Period: Sept 2025 – May 2026

Key Themes



Public Safety



Service Frequency & Reliability



System Cleanliness

Reach



CBO Engagement

650+ Reached



E-blasts/Newsletters

20+ Distributed



Social Media

4 platforms total



Newsprint

20 agencies



Stakeholder Meetings

28 held



QR Infocards

39,500+ distributed

Overview:

- Base participation increased by 1,000 responses over FY26
- My Metro Budget Activity is an ICMA multi-award-winning initiative
- Introduced “impacts” feature

- **NEW** youth-focused My Metro Priorities
- Increased youth participation over 650%
- Utilized various marketing methods



We Want Your Feedback!

Metro wants to Listen and Learn



My Metro Budget Activity

- > Submit your own budget at mybudget.metro.net



Public Hearing

- > May 21, 2026, 10AM @ Metro HQ



Email

- > Send an email to budgetcomments@metro.net




My Metro Priorities

- > Submit your priorities at mybudget.metro.net/prioritize



Budget Portal

- > Visit the budget portal at budget.metro.net



Mail

- > LACMTA
One Gateway Plaza, MS99-3-1
Los Angeles, CA 90012-2932
Atten: Board Clerk

Thank You!

✉ Los Angeles County
Metropolitan Transportation Authority
One Gateway Plaza
Los Angeles, CA 90012-2952

☎ 213.922.6000

🌐 budget.metro.net

✂ [@metrolosangeles](https://twitter.com/metrolosangeles)

📘 [Losangelesmetro](https://www.facebook.com/Losangelesmetro)

Scan the QR Code to access:



“Go Metro!”

