



Metro

Virtual Online Meeting

Listen by phone: Dial +1 (877) 422-8614 and enter extension 3788155#

Agenda - Final

Wednesday, December 2, 2020

10:30 AM

Comments can be made via:

Online: boardagendas.metro.net

Email (by 5PM a day before the meeting): jacksonm@metro.net

Post Office Mail:

LACMTA - Board Secretary's Office

One Gateway Plaza

MS: 99-3-1

Los Angeles, CA 90012

Measure M Independent Taxpayer Oversight
Committee

Linda Briskman – Chair

Ryan Campbell – Vice Chair

Virginia Tanzmann

Richard Stanger

Gregory Amparano

METROPOLITAN TRANSPORTATION AUTHORITY BOARD RULES
(ALSO APPLIES TO BOARD COMMITTEES)

PUBLIC INPUT

A member of the public may address the Board on agenda items, before or during the Board or Committee's consideration of the item for one (1) minute per item, or at the discretion of the Chair. A request to address the Board must be submitted electronically using the tablets available in the Board Room lobby. Individuals requesting to speak will be allowed to speak for a total of three (3) minutes per meeting on agenda items in one minute increments per item. For individuals requiring translation service, time allowed will be doubled. The Board shall reserve the right to limit redundant or repetitive comment.

The public may also address the Board on non agenda items within the subject matter jurisdiction of the Board during the public comment period, which will be held at the beginning and/or end of each meeting. Each person will be allowed to speak for one (1) minute during this Public Comment period or at the discretion of the Chair. Speakers will be called according to the order in which their requests are submitted. Elected officials, not their staff or deputies, may be called out of order and prior to the Board's consideration of the relevant item.

Notwithstanding the foregoing, and in accordance with the Brown Act, this agenda does not provide an opportunity for members of the public to address the Board on any Consent Calendar agenda item that has already been considered by a Committee, composed exclusively of members of the Board, at a public meeting wherein all interested members of the public were afforded the opportunity to address the Committee on the item, before or during the Committee's consideration of the item, and which has not been substantially changed since the Committee heard the item.

In accordance with State Law (Brown Act), all matters to be acted on by the MTA Board must be posted at least 72 hours prior to the Board meeting. In case of emergency, or when a subject matter arises subsequent to the posting of the agenda, upon making certain findings, the Board may act on an item that is not on the posted agenda.

CONDUCT IN THE BOARD ROOM - The following rules pertain to conduct at Metropolitan Transportation Authority meetings:

REMOVAL FROM THE BOARD ROOM The Chair shall order removed from the Board Room any person who commits the following acts with respect to any meeting of the MTA Board:

- a. Disorderly behavior toward the Board or any member of the staff thereof, tending to interrupt the due and orderly course of said meeting.
- b. A breach of the peace, boisterous conduct or violent disturbance, tending to interrupt the due and orderly course of said meeting.
- c. Disobedience of any lawful order of the Chair, which shall include an order to be seated or to refrain from addressing the Board; and
- d. Any other unlawful interference with the due and orderly course of said meeting.

INFORMATION RELATING TO AGENDAS AND ACTIONS OF THE BOARD

Agendas for the Regular MTA Board meetings are prepared by the Board Secretary and are available prior to the meeting in the MTA Records Management Department and on the Internet. Every meeting of the MTA Board of Directors is recorded and is available at www.metro.net or on CD's and as MP3's for a nominal charge.

DISCLOSURE OF CONTRIBUTIONS

The State Political Reform Act (Government Code Section 84308) requires that a party to a proceeding before an agency involving a license, permit, or other entitlement for use, including all contracts (other than competitively bid, labor, or personal employment contracts), shall disclose on the record of the proceeding any contributions in an amount of more than \$250 made within the preceding 12 months by the party, or his or her agent, to any officer of the agency, additionally PUC Code Sec. 130051.20 requires that no member accept a contribution of over ten dollars (\$10) in value or amount from a construction company, engineering firm, consultant, legal firm, or any company, vendor, or business entity that has contracted with the authority in the preceding four years. Persons required to make this disclosure shall do so by filling out a "Disclosure of Contribution" form which is available at the LACMTA Board and Committee Meetings. Failure to comply with this requirement may result in the assessment of civil or criminal penalties.

ADA REQUIREMENTS

Upon request, sign language interpretation, materials in alternative formats and other accommodations are available to the public for MTA-sponsored meetings and events. All requests for reasonable accommodations must be made at least three working days (72 hours) in advance of the scheduled meeting date. Please telephone (213) 922-4600 between 8 a.m. and 5 p.m., Monday through Friday. Our TDD line is (800) 252-9040.

LIMITED ENGLISH PROFICIENCY

A Spanish language interpreter is available at all Committee and Board Meetings. All other languages must be requested 72 hours in advance of the meeting by calling (213) 922-4600 or (323) 466-3876.



323.466.3876

x2 *Español (Spanish)*

x3 *中文 (Chinese)*

x4 *한국어 (Korean)*

x5 *Tiếng Việt (Vietnamese)*

x6 *日本語 (Japanese)*

x7 *русский (Russian)*

x8 *Հայերէն (Armenian)*

HELPFUL PHONE NUMBERS

Copies of Agendas/Record of Board Action/Recordings of Meetings - (213) 922-4880 (Records Management Department)

General Information/Rules of the Board - (213) 922-4600

Internet Access to Agendas - www.metro.net

TDD line (800) 252-9040

NOTE: ACTION MAY BE TAKEN ON ANY ITEM IDENTIFIED ON THE AGENDA

CALL TO ORDER

ROLL CALL

1. **SUBJECT: REMARKS BY THE CHAIR** [2020-0773](#)

RECOMMENDATION

RECEIVE remarks by the Chair.

2. **SUBJECT: MINUTES** [2020-0774](#)

RECOMMENDATION

APPROVE Minutes of the Measure M Independent Taxpayer Oversight Committee Meeting held September 9, 2020.

Attachments: [MINUTES - Measure M September 9, 2020](#)

3. **SUBJECT: RECEIVE Oral Report on Budget** [2020-0753](#)

RECOMMENDATION

Oral Report on Budget

Attachments: [Attachment A - Measure M Utilization within the LACMTA FY21 Budget - Com](#)

4. **SUBJECT: RECEIVE Oral Report on Local Return** [2020-0754](#)

RECOMMENDATION

Oral Report on Local Return

5. **SUBJECT: RECEIVE Oral Report on Transit Operations and Maintenance** [2020-0755](#)

RECOMMENDATION

Oral Report on Transit Operations and Maintenance

Attachments: [Attachment A - Measure M Presentation - KPI Overview FY21 Q1](#)

6. **SUBJECT: RECEIVE Oral Report on State of Good Repair** [2020-0758](#)

RECOMMENDATION

Oral Report on State of Good Repair

Attachments: [Attachment A - State of Good Repair](#)

7. **SUBJECT: RECEIVE Oral Report on Transit and Highway Project Status** [2020-0756](#)

RECOMMENDATION

Oral Report on Transit and Highway Project Status

Attachments: [Attachment A - Measure M Oversight Committee Project Reporting Transit](#)
[Attachment B - Measure M Oversight Committee Project Reporting Highway](#)

8. **SUBJECT: RECEIVE Oral Report on Active Transportation** [2020-0757](#)

RECOMMENDATION

Oral Report on Active Transportation

Attachments: [Attachment A - Active Transportation Updates](#)

- SUBJECT: GENERAL PUBLIC COMMENT** [2020-0775](#)

RECEIVE General Public Comment

Consideration of items not on the posted agenda, including: items to be presented and (if requested) referred to staff; items to be placed on the agenda for action at a future meeting of the Committee or Board; and/or items requiring immediate action because of an emergency situation or where the need to take immediate action came to the attention of the Committee subsequent to the posting of the agenda.

COMMENTS FROM THE PUBLIC ON ITEMS OF PUBLIC INTEREST WITHIN COMMITTEE'S SUBJECT MATTER JURISDICTION

Adjournment



Metro

Los Angeles County
Metropolitan Transportation
Authority
One Gateway Plaza
3rd Floor Board Room
Los Angeles, CA

Board Report

File #: 2020-0774, File Type: Minutes

Agenda Number: 2.

MEASURE M INDEPENDENT TAXPAYER OVERSIGHT COMMITTEE DECEMBER 2, 2020

SUBJECT: MINUTES

RECOMMENDATION

APPROVE Minutes of the Measure M Independent Taxpayer Oversight Committee Meeting held September 9, 2020.



Virtual Online Meeting

MINUTES

Wednesday, September 9, 2020

10:00 AM

**Measure M Independent Taxpayer Oversight
Committee**

**Linda Briskman – Chair
Ryan Campbell – Vice Chair
Emilie H. Elias
Virginia Tanzmann
Richard Stanger
Gregory Amparano**

CALLED TO ORDER: 10:10 A.M.

1. **SUBJECT: REMARKS BY THE CHAIR**

2020-0586

RECEIVED remarks by the **Chair**.

- Introduction of new members Greg Amparano and Richard Stanger

The Chair introduced and welcomed new members, Richard Stanger and Gregory Amparano.

VT	EE	LB (Chair)	RC	RS	GA
P	P	P	P	P	P

2. **SUBJECT: MINUTES**

2020-0587

APPROVED Minutes of the Measure M Independent Taxpayer Oversight Committee Meeting held March 4, 2020.

VT	EE	LB (Chair)	RC	RS	GA
Y	Y	Y	Y	Y	Y

3. **SUBJECT: RECEIVE Oral Report on Budget**

2020-0525

RECEIVED Oral Report on Budget

Director Amparano asked if the infrastructure decrease of \$900 million was made in the FY21 budget by canceling or deferring projects. Drew Phillips responded that no projects were cancelled. We deferred acceleration and went back to the schedule in Measure M.

VT	EE	LB (Chair)	RC	RS	GA
P	P	P	P	P	P

VT = V. Tanzmann	EE = E. Elias	LB = L. Briskman	RC = R. Campbell	RS = R. Stanger	GA = G. Amparano
------------------	---------------	------------------	------------------	-----------------	------------------

LEGEND: Y = YES, N = NO, C = CONFLICT, ABS = ABSTAIN, A = ABSENT, P = PRESENT

4. SUBJECT: RECEIVE Oral Report on Local Return

2020-0527

RECEIVED Oral Report on Local Return

Director Stanger commented that this committee is supposed to be looking at the uses of local return funds.

Staff said they would provide more information in the future.

VT	EE	LB (Chair)	RC	RS	GA
P	P	P	P	P	P

5. SUBJECT: RECEIVE Oral Report on Transit Operations and Maintenance

2020-0526

RECEIVED Oral Report on Transit Operations and Maintenance

Director Stanger said the committee should be looking at state of good repair, and suggested that category be separated from the other information.

VT	EE	LB (Chair)	RC	RS	GA
P	P	P	P	P	P

6. SUBJECT: RECEIVE Oral Report on Transit and Highway Project Status

2020-0528

RECEIVED Oral Report on Transit and Highway Project Status

Director Amparano they would like a sense of schedule progress and variance in completion date.

Rick Clarke said that he would provide the requested information for each program by year and phase.

Director Stanger requested the information they should be looking at as shown in Measure M.

Director Tanzmann requested an executive summary of bucket 1 & 2 Measure M projects.

VT	EE	LB (Chair)	RC	RS	GA
P	P	P	P	P	P

7. SUBJECT: RECEIVE Oral Report on Active Transportation Program 2020-0529

RECEIVED Oral Report on Active Transportation Program

Director Stanger asked why more money is not allocated to the maintenance and improvement of the Venice bikeway.

VT	EE	LB (Chair)	RC	RS	GA
P	P	P	P	P	P

8. SUBJECT: RECEIVE Oral Report on State of Good Repair 2020-0530

RECEIVED Oral Report on State of Good Repair

Director Briskman asked how the new economy will affect the state of good repair schedule.

Staff responded that some things will be deferred, but we will not be doing anything that is unsafe.

VT	EE	LB (Chair)	RC	RS	GA
P	P	P	P	P	P

9. SUBJECT: GENERAL PUBLIC COMMENT 2020-0588


No public comment.

VT	EE	LB (Chair)	RC	RS	GA
P	P	P	P	P	P

Next Meeting tentatively scheduled for December 4, 2020.

MEETING ADJOURNED AT: 12:25 P.M.

Prepared by: Mandy Cheung
Administrative Analyst, Board Administration


Michele Jackson, Board Secretary

###



Virtual Online Meeting

MINUTES - AMENDED

Wednesday, September 9, 2020

10:00 AM

**Measure M Independent Taxpayer Oversight
Committee**

Linda Briskman – Chair
Ryan Campbell – Vice Chair
Emilie H. Elias
Virginia Tanzmann
Richard Stanger
Gregory Amparano

CALLED TO ORDER: 10:10 A.M.

1. **SUBJECT: REMARKS BY THE CHAIR**

2020-0586

RECEIVED remarks by the **Chair**.

- Introduction of new members Greg Amparano and Richard Stanger

The Chair introduced and welcomed new members, Richard Stanger and Gregory Amparano.

VT	EE	LB (Chair)	RC	RS	GA
P	P	P	P	P	P

2. **SUBJECT: MINUTES**

2020-0587

APPROVED Minutes of the Measure M Independent Taxpayer Oversight Committee Meeting held March 4, 2020.

VT	EE	LB (Chair)	RC	RS	GA
Y	Y	Y	Y	Y	Y

3. **SUBJECT: RECEIVE Oral Report on Budget**

2020-0525

RECEIVED Oral Report on Budget

Director Amparano asked if the infrastructure decrease of \$900 million was made in the FY21 budget by canceling or deferring projects. Drew Phillips responded that no projects were cancelled. We deferred acceleration and went back to the schedule in Measure M.

VT	EE	LB (Chair)	RC	RS	GA
P	P	P	P	P	P

VT = V. Tanzmann	EE = E. Elias	LB = L. Briskman	RC = R. Campbell	RS = R. Stanger	GA = G. Amparano
------------------	---------------	------------------	------------------	-----------------	------------------

LEGEND: Y = YES, N = NO, C = CONFLICT, ABS = ABSTAIN, A = ABSENT, P = PRESENT

4. **SUBJECT: RECEIVE Oral Report on Local Return**

2020-0527

RECEIVED Oral Report on Local Return

Director Stanger commented that this committee is supposed to be looking at the uses of local return funds.

Staff said they would provide more information in the future.

VT	EE	LB (Chair)	RC	RS	GA
P	P	P	P	P	P

5. **SUBJECT: RECEIVE Oral Report on Transit Operations and Maintenance**

2020-0526

RECEIVED Oral Report on Transit Operations and Maintenance

Director Stanger said the committee should be looking at state of good repair, and suggested that category be separated from the other information.

VT	EE	LB (Chair)	RC	RS	GA
P	P	P	P	P	P

6. **SUBJECT: RECEIVE Oral Report on Transit and Highway Project Status**

2020-0528

RECEIVED Oral Report on Transit and Highway Project Status

Director Amparano they would like a sense of schedule progress and variance in completion date.

Rick Clarke said that he would provide the requested information for each program by year and phase.

Director Stanger requested the information they should be looking at as shown in Measure M.

Director Stanger asked if there is a project that undergrounds the merger at Washington and Flower.

Director Tanzmann requested an executive summary of bucket 1 & 2 Measure M projects.

VT	EE	LB (Chair)	RC	RS	GA
P	P	P	P	P	P

7. **SUBJECT: RECEIVE Oral Report on Active Transportation Program 2020-0529**

RECEIVED Oral Report on Active Transportation Program

Director Stanger asked why more money is not allocated to the maintenance and improvement of the Venice bikeway, Los Angeles county oldest and most used bikeway.

VT	EE	LB (Chair)	RC	RS	GA
P	P	P	P	P	P

8. **SUBJECT: RECEIVE Oral Report on State of Good Repair 2020-0530**

RECEIVED Oral Report on State of Good Repair

Director Briskman asked how the new economy will affect the state of good repair schedule.

Staff responded that some things will be deferred, but we will not be doing anything that is unsafe.

VT	EE	LB (Chair)	RC	RS	GA
P	P	P	P	P	P

9. **SUBJECT: GENERAL PUBLIC COMMENT 2020-0588**


No public comment.

VT	EE	LB (Chair)	RC	RS	GA
P	P	P	P	P	P

Next Meeting tentatively scheduled for December 4, 2020.

MEETING ADJOURNED AT: 12:25 P.M.

Prepared by: Jessica Vasquez Gamez
Administrative Analyst, Board Administration


Michele Jackson, Board Secretary

###



Board Report

File #: 2020-0753, **File Type:** Informational Report

Agenda Number: 3.

**MEASURE M INDEPENDENT TAXPAYERS OVERSIGHT COMMITTEE
DECEMBER 2, 2020**

SUBJECT: RECEIVE Oral Report on Budget

ACTION: ORAL REPORT

RECOMMENDATION

Oral Report on Budget

Measure M Utilization within the LACMTA FY21 Budget

Measure M Taxpayer Oversight Committee
December 2020



Metro

Excellence in Service and Support

Measure M Summary

Measure M as a component of the FY21 Adopted Budget

(\$000's)

Adopted Budget	\$	6,229,430
Uses of Measure M	\$	912,475
Measure M as % of Metro Budget		14.65%

Resource Availability and Summary of Application

%	Ordinate Definitions Category	Initial Fund Equity (1)	Revenues	Transfers	Total Resources Available	Programmed Expenditures	Funds Reserved For Future Exp
1.5%	Administration (2)	\$ 2,713	\$ 11,672	\$ (7,781)	\$ 6,604	\$ 6,604	\$ -
16%	Local Return (2)	0	122,628	7,781	130,409	130,293	116
2%	ADA Paratransit/LI Fare Subsidy	24,076	15,329	-	39,405	39,405	-
35%	Transit Construction	250,838	268,250	-	519,088	482,587	36,501
1%	Regional Rail	8,132	7,664	-	15,796	16,496	(700)
2%	State of Good Repair	11,020	15,329	-	26,349	7,560	18,789
2%	Active Transportation	33,336	15,329	-	48,665	17,427	31,238
17%	Highway Construction	393,167	130,293	-	523,460	44,133	479,327
5%	Metro Rail Operations	(3,454)	38,321	-	34,867	34,867	-
20%	Transit Operations	(14,292)	153,286	-	138,994	133,102	5,892
	Total Measure M	\$ 705,538	\$ 778,101	\$ -	\$ 1,483,639	\$ 912,475	\$ 571,163

(1) Initial Fund Equity represents estimated values. Final figures will be updated upon completion of the Comprehensive Annual Financial Report (CAFR)

(2) Per Metro Board adopted guidelines, of funds available for Administration (1.5%), 0.5% is retained by Metro and 1.0% is transferred to Local Return



FY21 Application of Measure M Funding Annual Allocations

Programmed Annual Funding

Category	Identified Uses of Funds	(\$000) FY21 Adopted
Administration	Metro Agency Administrative Activities	\$ 6,604
Local Return	Allocated per capita to Cities/Los Angeles County	130,293
ADA Paratransit/LI Fare Subsidy	ASI ADA Transportation/LIFE Regional Fare Subsidies	39,405
Regional Rail	Metrolink Operations/Regional Rail Capital	16,496
Metro Rail Operations	Light/Heavy Rail Operating Costs	34,867
Transit Operations	Formula Allocation Procedure to Metro Bus Transit and Municipal Operators	133,102
Sub - Total		\$ 360,768
Share of Measure M Programming FY21		39.5%

Funding generated through the ordinance categories listed above are typically provided/allocated in the year of receipt.



FY21 Application of Measure M Funding Transit Construction/SGR

Category	Project Name	(\$000) FY21 Adopted Total	MM Share
Transit Construction		\$ 622,486	\$ 482,587
	VERMONT SOUTH BAY EXTENSION ST	699	699
	SEPULVEDA PASS TRANSIT COR	13,087	13,087
	BRT CONNECTOR RED/ORANGE LINE	5,712	5,712
	VERMONT TRANSIT CORRIDOR	3,177	3,177
	NORTH SAN FERNANDO VALLEY BRT	2,455	2,455
	ORANGE LINE BRT IMPROVEMENTS	17	17
	TRANSIT PROJECTS	3,091	3,091
	TRANSIT PROGRAM	2,000	2,000
	CRENSHAW NORTHERN EXTENSION (MM)	2,788	2,788
	DEBT SERVICE - MEASURE M (1)	559	559
	ORANGE LINE BRT IMPROVEMENT	20,438	20,438
	WESTSIDE SUBWAY EXT. SECTION 3 (MM)	223,226	123,226
	AIRPORT METRO CONNECTOR CONST (MM)	79,798	39,899
	GOLD LINE FOOTHILL EXT. PHASE(MM)	265,438	265,438
State of Good Repair		\$ 7,560	\$ 7,560
	HEAVY RAIL SUBWY SCADA SYS REP	851	851
	A650 COMPONENT OVERHAL	1,751	1,751
	SOUND ENCLOSURE LRT FWY STAT	263	263
	MGL EMERGENCY TRIP SYSTEM	332	332
	MGL RTU REFURB	377	377
	MBL TRIP SYSTEM REPLACEMENT	1,174	1,174
	CORRECT SIDE DOOR OPENING	170	170
	RAIL FACILITY IMPROVEMENTS	1,322	1,322
	GATEWAY NEW LED LIGHTING	53	53
	RAIL OPERATIONS CENTER/BUS OPE	1,268	1,268

(1) Prior to the issuance of any debt obligation secured by Measure M, an item will be proposed to the MTPOC.



Metro

FY21 Application of Measure M Funding

Active Transportation/Highway Projects

Category	Project Name	(\$000) FY21 Adopted Total	MM Share
Active Transportation		\$ 19,065	\$ 17,427
	BICYCLE PROGRAM	232	232
	COMPLETE STREETS	165	165
	LA RIVER BIKE PATH	231	231
	BIKE/BUS INTERFACE STUDY	13	13
	BIKESHARE PLANNING	548	548
	CW 1ST/LAST MILE PN	842	842
	BIKE PARKING PLAN & PROGRAM	35	35
	PURPLE LINE 1ST/LAST MILE PN	1,029	1,029
	INGLEWOOD 1ST/LAST MILE PN	360	360
	GOLD LINE 2B 1ST/LAST MILE PN	578	578
	METRO ACTIVE TRANSPORT PROGRAM	5,716	5,716
	LARVR WATERWAY SYS BIKE PATH	8,938	7,300
	BIKE SHARE TAP INTEGRATION	23	23
	BIKE LOCKER CAPTIAL IMPROVEME	355	355
Highway Construction		\$ 58,964	\$ 44,133
	CONGESTION PRICING PROGRAM	2,426	40
	I-5 N ENHANCE SR14/KERN CNTY	13,527	13,527
	COMPLETE LA RIVER BIKEPATH	24	24
	ACTIVE TRANSP, TRANSIT & TECH	4,070	4,070
	I-5 CORR IMP (I-605 TO I-710)	7	7
	SR-57/SR-60 INTERCHANGE IMPS	6,862	1,715
	1-405 SEPULVEDA EXPRESSLANES	1,997	1,997
	I-105 EXPRESSLANES	2,911	2,911
	TRANSP SYST/MOBILITY IMP PROG	15,789	15,789
	HIGHWAY EFFICIENCY PROGRAM (North County)	435	435
	HWY EFFCNCY PROG(NOISE-AV#83)	435	435
	SOUTH BAY HWY OPER IMP(SB#63)	435	435
	TRANSPORTATION SYS&MOBILITY IM	435	435
	I-605 CORRIDOR "HOT SPOTS"-MM	674	674
	LARVR WATERWAY SYS BIKE PATH	8,938	1,638



Next Steps

- Work with the Committee to identify specific data requirements to fulfill Measure M Ordinance Oversight responsibilities
- Develop Data Template for ease of use and review
- Provide updated information throughout the year



Metro

Los Angeles County
Metropolitan Transportation
Authority
One Gateway Plaza
3rd Floor Board Room
Los Angeles, CA

Board Report

File #: 2020-0755, **File Type:** Informational Report

Agenda Number: 5.

**MEASURE M INDEPENDENT TAXPAYERS OVERSIGHT COMMITTEE
DECEMBER 2, 2020**

SUBJECT: RECEIVE Oral Report on Transit Operations and Maintenance

ACTION: ORAL REPORT

RECOMMENDATION

Oral Report on Transit Operations and Maintenance



Operations Key Performance Indicator Overview – FY21 Q1

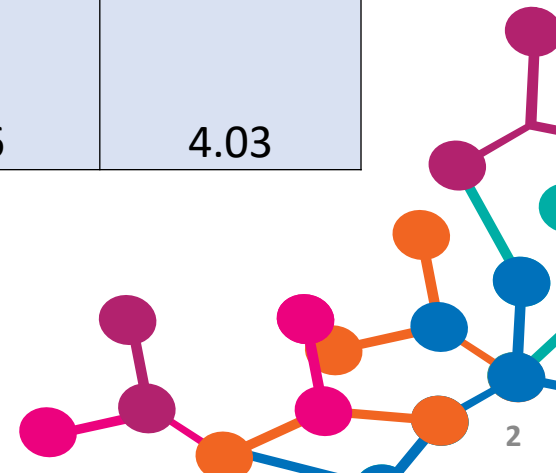
December 2020



Metro Provides Excellence in Service and Support.

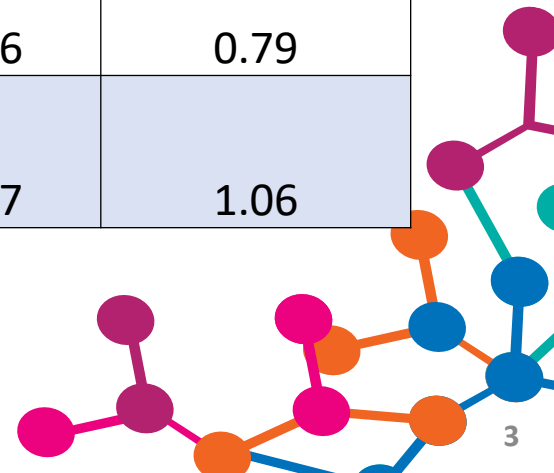
FY21 KPI Actuals – Bus

Metro Bus Program	FY20 Y/E	FY21 Q1	FY21 YTD	FY21 Target
On-Time Pullouts	94.92%	94.12%	94.12%	97.11%
Mean Miles Between Chargeable Mechanical Failures Requiring Bus Exchange	4,188	3,279	3,279	5,183
In-Service On-time Performance	73.47%	78.51%	78.51%	78.52%
Bus Accidents Per 100,000 Bus Miles	3.96	3.20	3.20	3.56
Complaints per 100,000 Boardings	5.54	4.96	4.96	4.03



FY21 KPI Actuals – Rail

Metro Rail Program	FY20 Y/E	FY21 Q1	FY21 YTD	FY21 Target
On-Time Pullouts	99.72%	99.70%	99.70%	99.80%
Mean Miles Between Chargeable Mechanical Failures	41,520	40,457	40,457	59,532
In-Service On-time Performance	98.79%	99.33%	99.33%	99.20%
Traffic Accidents Per 100,000 Train Miles	0.90	1.16	1.16	0.79
Complaints per 100,000 Boardings	1.57	1.97	1.97	1.06





Metro

Los Angeles County
Metropolitan Transportation
Authority
One Gateway Plaza
3rd Floor Board Room
Los Angeles, CA

Board Report

File #: 2020-0758, **File Type:** Informational Report

Agenda Number: 6.

**MEASURE M INDEPENDENT TAXPAYERS OVERSIGHT COMMITTEE
DECEMBER 2, 2020**

SUBJECT: RECEIVE Oral Report on State of Good Repair

ACTION: ORAL REPORT

RECOMMENDATION

Oral Report on State of Good Repair



Measure M Independent Taxpayer Oversight Committee

Enterprise Transit Asset Management

State of Good Repair



Metro

Transit Asset Management (TAM)

“TAM is a business model that uses condition of assets to guide optimal prioritization of funding at transit properties in order to keep our transit networks in a State of Good Repair” --- FTA

Per FTA’s TAM Rulemaking – A Capital Asset is in a State Of Good Repair if it Meets The Following Objective Standards:

- The capital asset is able to perform its designed function;
- The use of the asset in its current condition does not pose an identified unacceptable safety risk; and
- The life-cycle investment needs of the asset have been met or recovered, including all scheduled maintenance, rehabilitation, and replacements.

Metro’s TAM Policy Defines

An SGR asset as one that is currently in use in operation and its rehabilitation or replacement needs shall be included in the asset inventory.

An SGR capital project involves rehabilitating or replacing an existing asset. *Excluded from this definition are capital projects for capacity enhancements or expansions to existing projects or new services.*

TAM Inventory Database Overview

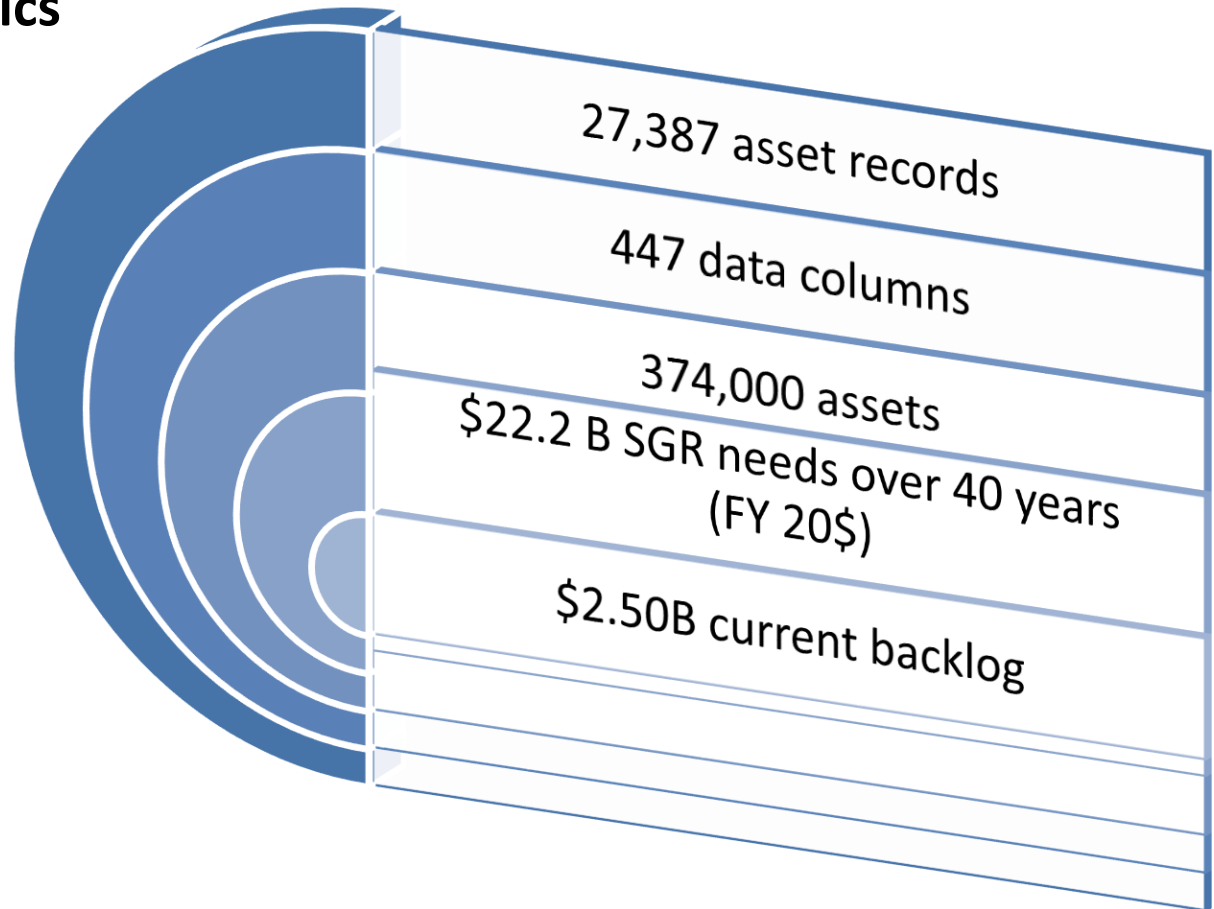
Current Statistics

As of 6/30/20

Data collection is an ongoing process with Asset Stakeholder Technical Working Groups

Inventory \$19.2B - Continual gathering of information

Backlog: Assets overdue for replacement or rehabilitation



Metro

Federal Transit Administration (FTA) Reporting Requirements

FTA TAM Performance Measures / Targets				Based on FY20 Census Date (6/30/2020)			
Asset Class	On 6/30/2020	Performance Measure based on 49 CFR Part 625	FY21 Target (reported to FTA)	Total Asset Count	Exceeded ULB	Average Age	
Rolling Stock	Articulated Bus (AB)	80.00%	625.43(b): Rolling stock. The performance measure for rolling stock is the percentage of revenue vehicles within a particular asset class that have either met or exceeded their useful life benchmark.	46.59%	370	296	11.3
	Bus (BU)	16.26%		15.12%	2,177	354	8.1
	Heavy Rail Vehicles (HR)	0.00%		0.00%	102	0	23.5
	Light Rail Vehicles (LR)	0.00%		0.00%	302	0	7.8
Equipment	Automobiles	25.63%	625.43(a): Equipment: (non-revenue) service vehicles. The performance measure for non-revenue, support-service and maintenance vehicles equipment is the percentage of those vehicles that have either met or exceeded their useful life benchmark.	25.47%	480	123	6.4
	Trucks and Other Rubber Tire Vehicles*	38.71%		37.41%	961	372	9.2
	Steel Wheel Vehicles**	25.00%		20.00%	8	2	8.6
Facilities	Asset Class	On 6/30/2020	Performance Measure based on 49 CFR Part 625	FY21 Target (reported to FTA)	Total Asset Count	Locations Below TERM Condition 3	
	Passenger Facilities (Stations & Parking)	0.00%	625.43(d): Facilities. The performance measure for facilities is the percentage of facilities within an asset class, rated below condition 3 on the TERM scale.	0.00%	247	0	
	Administration & Maintenance Facilities	0.00%		0.00%	145	0	
Infrastructure	Asset Class	On 6/30/2020	Performance Measure based on 49 CFR Part 625	FY21 Target (reported to FTA)	Total Revenue Track	Average Performance Restriction	
	Heavy Rail (HR)	0.35%	625.43(c): Infrastructure: rail fixed-guideway, track, signals, and systems. The performance measure for rail fixed-guideway, track, signals, and systems is the percentage of track segments with performance restrictions.	0.28%	31.84 miles	0.11 miles	
	Light Rail (LR)	2.96%		2.36%	171.73 miles	5.08 miles	



Metro

FTA TAM Requirements Accomplished

The following has been accomplished by Metro's Enterprise Transit Asset Management (ETAM) staff:

- The Group Plan was completed and the uniform performance targets were reported to the FTA through the National Transit Database (NTD) by October 31, 2020.
- The TAM performance measures for the preceding fiscal year and new targets were reported to the FTA's NTD by October 31, 2020
- Southern California Association of Governments (SCAG) has been provided Metro's updated TAM Plan and the NTD performance and target data for their regional TAM reporting.

	Current Estimated Replacement Cost	Current Backlog
Facilities	\$ 7,027,139,595	\$ 536,274,808
Equipment	\$ 133,430,113	\$ 45,404,749
Infrastructure	\$ 8,040,365,128	\$ 1,073,658,431
Rolling Stock	\$ 4,007,159,069	\$ 845,155,674
Metro Overall	\$ 19,208,093,905	\$ 2,500,493,662



Transit Asset Management - Next Steps

Share FY21 TAM information with SCAG to meet MPO Rulemaking reporting dates

- Updated Group TAM Plan;
- Updated FY20 TAM Performance, Condition and FY21 Targets;
- Updated Inventory, Performance, Condition and Targets to FTA;
- Shared information with Southern CA Association of Governments (SCAG)

Support implementation of new Enterprise Asset Management System

- Work with Operations and ITS to procure and implement software
- Coordinate onboarding process for new assets from new projects

ETAM, Operations and OMB to integrate asset inventory into capital project prioritization process

- Include identification of asset replacements in capital project proposals to OMB
- Update backlog with funded FY21 data

Continue Condition Assessments:

- Facilities
- Structures
- Fire Life Safety Systems

October 31, 2020 FTA compliance deadline:

- Uploaded data into National Transit Database (NTD) for multiple forms
- Provide clarification as needed by the FTA on Performance measures and targets throughout FY21.



Metro



Thank you!

Denise Longley
Enterprise Transit Asset Management
State of Good Repair



Metro®



Metro

Los Angeles County
Metropolitan Transportation
Authority
One Gateway Plaza
3rd Floor Board Room
Los Angeles, CA

Board Report

File #: 2020-0756, **File Type:** Informational Report

Agenda Number: 7.

**MEASURE M INDEPENDENT TAXPAYERS OVERSIGHT COMMITTEE
DECEMBER 2, 2020**

SUBJECT: RECEIVE Oral Report on Transit and Highway Project Status

ACTION: ORAL REPORT

RECOMMENDATION

Oral Report on Transit and Highway Project Status

Project	Ground-breaking Date		Notes	Project Phase	Budget		Contingency Funds			Risk
	Exp. Plan (FY)	Anticip. (FY)			Project Budget	Phase Budget Spent	Budgeted	Spent	Soft Costs Spent	
Orange Line BRT Improvements	2019	2019	<ul style="list-style-type: none"> Railroad-type gates at up to 35 intersections Aerial Stations at Sepulveda & Van Nuys Provisions for connections to ESFV LRT Terminal Station on Van Nuys Designed for future conversion to LRT Schedule: 30% Design for Sepulveda and Gate completed in 2019, Major construction to commence in 2022 and complete in 2025. 	Design Phase	\$36.1M	\$18.8M	18.60%	N/A	\$17.4M	Gating a busway and platooning buses requires new technology not yet implemented at Metro or other transit agencies
Westside Purple Line Extension Section 3	2020	2020	<p>Tunnel Contract:</p> <ul style="list-style-type: none"> TBM #1 is fully assembled and was launched on October 24, 2020 to begin the initial mining into the BR headwall. TBM #2 is being assembled at the BL headwall. Instrumentation & monitoring equipment is being installed along the tunnel alignment. Fabrication of tunnel precast concrete liners are ongoing. Stations, Trackwork and Systems Contract: Final design is ongoing. Relocation of the Stone Canyon Storm Drain at the Westwood/UCLA Station Lot 36 has been completed. <p>VA parking lots refurbishment is nearing completion. Temporary bus shelters are being installed, while the permanent bus shelters are being procured.</p> <ul style="list-style-type: none"> The VA parking shuttle service went into operation on November 2, 2020. <p>Third Party Utility Relocation Work:</p> <ul style="list-style-type: none"> Joint trench activities for combining Verizon and Frontier telecommunications are nearing completion. Conduits and vaults are installed. Cable pulling/splicing are underway. 	Final Design and Construction	\$3.5B/\$3.6B (Total Project)	\$539.3M/\$604.2M (Total Project)	\$830.6M	\$270.0M	\$171.4M	<ul style="list-style-type: none"> Covid 19 pandemic impact Establish shuttle service and complete the refurbishment of temporary surface parking lots are critical prior to closing Lot 42 for station construction ROW negotiations in the alignment between Constellation and UCLA may require longer negotiations and result in schedule delay and increased project cost

Gold Line Foothill	2020	2020	Design Build Contract for Main Line, Stations, Systems - Awarded Oct. 2019 Heavy Construction Started July 2020 Base Contract to Pomona Complete by 2025	PE Final Design and Commenced Construction	\$1,406.9M	\$245.5M			\$129.9M excluding Vehicles \$22,000	•Lack of funding for the remaining portion of the initial scope and alignment from Glendora to Montclair.
Airport Metro Connector	2021	2024	<ul style="list-style-type: none"> • Los Angeles World Airport (LAWA) Interface and coordination continues. • Ardent and Honeywell Monitoring decommissioned for the duration of the construction. • Complete Phase II Environmental Site Assessment. • So. Cal. Gas completed Utility relocation design and potholing for Gas Lines transmission. • Awarded professional services contract for construction support services. • Previous tenant (Hertz) has ceased operations and has completely moved off site. Real Estate is in the process of finalizing the acquisition of Hertz property and is anticipating finalized sale and ownership by end of FY21. 	Final Design	\$235.0M	\$155.4M			\$155.4M	<ul style="list-style-type: none"> •Real Estate Real/eminent domain costs for acquisition and relocation, advance utility relocation, schedule integration with LAWA’s Automated People Mover project and construction of Shoofly. •Constructing project under full Metro operations of the Crenshaw and Green Lines. •LAWA LAMP interface and contractors.
East San Fernando Valley Transit Corridor	2022	2022	Award P.E. Contract – Summer 2019 RFP Design Build Contract – Early 2021 Begin Construction – Early 2022 Complete – 2028.	Environmental Impact Report (EIR) /Preliminary Engineering (PE)	\$71.4M	\$43.5M			\$43.5M	<ul style="list-style-type: none"> •Current short funding will cause delay; means we may not reach Measure R opening day •Real estate acquisitions and advanced utility relocations need to start in 2021 otherwise this will affect our DB start date of March 2022. •DWP and LA County have facilities located along Van Nuys Blvd that we have not reached an agreement. •The City of San Fernando and Metrolink have concerns about ESFV and may not support the project in its current design. Both groups would like to see Metro grade-separate at multiple intersections between San Fernando Road and the Sylmar/San Fernando Metrolink station, which would be cost prohibitive.

West Santa Ana Transit Corridor	2024	2024	<p>19 Mile Light Rail Line Alternatives in Environmental Document:</p> <ul style="list-style-type: none"> • Alternative 1: Los Angeles Union Station to Pioneer • Alternative 2: 7th St/Metro Center to Pioneer • Alternative 3: Slauson/A (Blue) Line to Pioneer • Alternative 4: I-105/C (Green) Line to Pioneer <p>Key Environmental dates</p> <ul style="list-style-type: none"> • Draft EIS/EIR Release: Early 2021 • Board Selects LPA: Mid 2021 • Final EIS/EIR Certification: Late 2021 • ROD Issued: Late 2021 	Environmental Clearance (NEPA/CEQA) and Advanced Conceptual Engineering	\$60.8M	\$46.5M			\$46.5M	<ul style="list-style-type: none"> • UPRR agreement • Third party coordination (Caltrans, Cities, CPUC, etc.) • SHPO consultation • Interface with Express Lanes • Utilities • Hazardous materials
Green Line Extension to Torrance	2025	2025	<ul style="list-style-type: none"> • Redondo Station to Regional Transit Center in Torrance • EIR 2020 - 2023, awarding Environmental with an option to do Advanced Conceptual Engineering and Preliminary Engineering by early 2020 • Engineering 2022 - 2025 • Construction 2025 - 2030 	Environmental Impact Report (EIR)	\$18.5M	\$11.6M			\$11.6M	Interagency Agreements, Utility Relocation, Liquification, and Seismic Issues
Sepulveda Transit Corridor Project	2026	2026	<ul style="list-style-type: none"> • Environmental consultant selected • Ongoing procurement to select an Outreach consultant • Ongoing procurement to select up to 2 pre-development (PDA) teams <p>PDA/Environmental Review:</p> <ul style="list-style-type: none"> • PDA teams to develop project alternatives optimized for P3 delivery • Conduct state and federal environmental studies <p>Identify Locally Preferred Alternative (LPA) P3:</p> <ul style="list-style-type: none"> • 2025 - issue request for P3 proposal for LPA delivery 	Environmental Impact Report (EIR)/PDA	\$29.4M	\$17.1M			\$17.1M	Geotechnical, Third-Party Coordination, Stakeholders and Community
Gold Line Eastside Ext. Phase 2	2028	2028	<ul style="list-style-type: none"> • Board withdrew SR 60 and Combined Alternatives from further study – Feb 2020 • Environmental clearance of the Washington Alternative and potential IOS’ – 2023 • Engineering – 2025 • Construction One Alignment – 2029 	California Environmental Quality Act (CEQA)/Advanced Conceptual Engineering (ACE)	\$50.5M	\$41.8M			\$41.8M	Potential budget shortfall, Utilities, Tunnel portals, easements, Third Party Permits and approvals

		Ground-breaking Date				Budget		Contingency Funds				
Project	Exp. Plan (FY)	Anticipate (FY)	Notes	Project Phase	Phase Budget	Phase Budget Spent	Budgeted	Spent (as of 9/30/20)	Soft Costs Spent*	Risk	PM	Notes
High Desert Intercity Rail Corridor (High Desert Multi-Purpose Corridor – Rail)	2019	TBD	In August 2020, Board approved programming of \$3M in Measure M High Desert Multi-purpose Corridor funds to be repurposed for the development of an intercity rail service development plan, and \$5 M in LOP Budget including \$375K of in-kind contributions by DesertXpress LLC. Metro to issue a Task Order to consultants for engineering and financial advisory services by Dec 2020.	Planning/Preliminary Engineering	4.625M	0	0	0	0	None	Jeanet Owens	
High Desert Multi-Purpose Corridor - Highway	2019	TBD	Replacement project proposed on SR-138 in LA and SR-18 in SB counties. Joint efforts by Metro, SBCTA, and Caltrans to develop a PSR starting in 2021.	PSR-PDS Env. Process was completed for the HDC but the project was deemed to be infeasible and will not be pursued as originally proposed.	37.45M for the original ED	36.79M for the original ED	0	0	36.79M	Insufficient funds continue the original project.	Isidro Panuco	Soft costs spent to date are from Measure R.
					\$500K for the new PSR	0	0	0	0	None		Measure R funds.
I-5 N Cap. Enhancements (SR-14 to Parker Road)	2019	2021	Project is fully programmed. Metro will be the Lead Agency in constructing the project.	Construction	\$450-\$500 mil.		0	0	57.69M		Paul Sullivan	
SR-71 Gap from I-10 to Rio Rancho Road	2022	2021	Project by Caltrans. Broken down to two segments. Southern segment between Mission Blvd to San Bernardino County Line will be advertised for construction in 2020. Northern Segment requires multi-agency coordination/agreements to resolve RR and ROW issues.	Construction-Southern Segment	149.07M	0	0	0	17.89M	No risk anticipated in the So. Segment	Victor Gau	South Segment: Soft costs spent to date are from TCRF and Other Federal Funds.
				Final Design-Northern Segment	40.40M	15.52M	0	0	15.52M	Northern Segment risks: Utility & Railroad (RR) coordination causing schedule impacts. Funding		Northern Segment: Soft costs spent to date are from TCRF and Other Federal Funds.

										shortfall of up to \$61 million.		
SR-57/SR-60 Interchange Improvements	2025	2023	Project is in final design expected to be completed in 2021. Grants have been secured for final design (\$17 mil) and ROW (\$5 mil). Grants have been applied for construction (\$217.2M).	Final Design	25.28M	17.88M	0	0	17.88M	\$22M TCEP grant for Design/ROW Phases may be forfeited.	Roberto Machuca	
I-710 South Corridor Project (Phase 1)	2026	TBD	In negotiations with the EPA. If the ED approved, early action projects will start environmental and design phase in 2021-22 and some will be construction ready by 2025-26.	Environmental	93.57M	92.37M	0	0	92.37M	Air Quality conformity determination for Final EIR/EIS. Legal challenges to the environmental document.	Ernesto Chaves/ Lucy Delgadillo	Soft costs spent to date are from Measure R and Prop C and other Local Funds. Project Phase Budget and Expenditures include Labor charges. Does not include charges from PID.
I-710 South Corridor Project (Phase 2)	2032	TBD	In negotiations with the EPA. If the ED approved, early action projects will start environmental and design phase in 2021-22 and some will be construction ready by 2025-26.	Environmental	Same As Above	Same As Above	0	0	Same As Above	Same As Above	Ernesto Chaves/ Lucy Delgadillo	Same As Above
I-105 ExpressLanes from I-405 to I-605	2027	TBD	Finalizing environmental document for approval/certification.	Environmental		2.2M	0	0		None	Shahrzad Amiri/ Philbert Wong	
I-5 Corridor Improvements (I-605 to I-710)	2036	TBD	TBD. The southern segment at the I-5/I-605 interchange is in environmental phase under the I-605 Corridor Imp Project. If ROW impacts are not resolved/accepted, the future improvements on I-5 between 605 and 710 might be limited. Only location-specific operational improvements will be considered along this corridor.	Not Started	0	0	0	0	0	None	Ernesto Chaves	

I-405/I-110 HOV Connect Ramps and Interchange Improvements	2042	TBD	TBD – need to develop a PSR to establish project concepts and possible improvements.	Not Started	0	0	0	0	0	Property impacts may be significant resulting in lack of support	Isidro Panuco	Funds are allocated 40 years from now.
I-605/I-10 Interchange	2043	TBD	In environmental phase (part of the 605 CIP). Considerable ROW impacts at the I-5/I-605 Interchange expected. If the ROW acquisitions are not approved, the project environmental process will be stopped and other operational improvements will be considered.	Environmental	0	0	0	0	0	Property impacts due to improvements may result in lack of support	Isidro Panuco	Funds are allocated 40 years from now.
SR-60/I-605 Interchange HOV Direct Connectors	2043	TBD	TBD. The project would need to start a PSR.	Not Started	0	0	0	0	0	Property impacts may be significant resulting in lack of support	Isidro Panuco	
I-110 ExpressLanes Ext. South to I-405/I-110 Interchange	2044	TBD	TBD.	Not Started	0	0	0	0	0	Need to construct an aerial structure at that juncture	Shahrzad Amiri/ Philbert Wong	
I-405 South Bay Curve Improvements	2045	TBD	Several projects in various phases. South Bay has proposed to divert \$400 mil. of their highway funds to other purposes. Metro Board has approved. Approval by the CA Legislators is necessary. If this happens, only \$506 will be left in the subregion to pay for the needed highway projects. With the remaining funds, the following projects can be implemented: <ul style="list-style-type: none"> - I-405/Crenshaw/182nd Street Interchange: Construction start in Spring 2021 - I-405 southbound auxiliary lanes in Lawndale: Ready to start PSE. Construction start in 2023 pending withdrawal/defeat of a lawsuit filed by Lawndale. - I-405 I-110 to Wilmington: PSR completed, ready to start PAED 	Various Phases	0	0	0	0	0	None	Isidro Panuco	

High Desert Multi-Purpose Corridor – LA County Segment	2063	TBD	See lines 1 and 2 above.	Environmental phase completed. The feasibility of advancing various project components is being evaluated.	0	0	0	Viability of projects, partnerships, funding.	0	None	Isidro Panuco	
--------------------------------------------------------	------	-----	--------------------------	------------------------------------------------------------------------------------------------------------	---	---	---	-----------------------------------------------	---	------	---------------	--

*Soft Costs include all Non-Construction Capital expenditures up to the current phase.



Metro

Los Angeles County
Metropolitan Transportation
Authority
One Gateway Plaza
3rd Floor Board Room
Los Angeles, CA

Board Report

File #: 2020-0757, **File Type:** Informational Report

Agenda Number: 8.

**MEASURE M INDEPENDENT TAXPAYERS OVERSIGHT COMMITTEE
DECEMBER 2, 2020**

SUBJECT: RECEIVE Oral Report on Active Transportation

ACTION: ORAL REPORT

RECOMMENDATION

Oral Report on Active Transportation

Active Transportation Updates

Measure M Independent Taxpayer Oversight Committee

December 2, 2020



Metro

Subfund Summary

Subfund	Program	% of Sales Tax (net of Admin)	First Year Amount (FY 2018)	FY 2018 - FY 2032 (15 Years)	FY 2033 - FY 2047 (15 Years)	FY 2048 - FY 2057 (10 Years)	FY 2018 - FY 2057 (40 Years)
Highway, Active Transportation, Complete Streets (Capital)	Highway Construction (includes System Connectivity Projects - Ports, Highway Congestion Programs, Goods Movement)	17%	\$ 144	\$ 2,890	\$ 7,880	\$ 9,560	\$ 20,330
	Metro Active Transportation Program (Bicycle, Pedestrian, Complete Streets)	2%	\$ 17	\$ 340	\$ 930	\$ 1,120	\$ 2,390

		Funds Available (2015\$)	Opening Year
Major Projects	LA River Waterway & System Bikepath	\$365M	FY25
	Complete LA River Bikepath	\$60M	FY25
Multi-year Subregional Programs	Metro Active Transport, Transit 1 st /Last Mile Program	\$857M	FY57
	Active Transportation 1 st /Last Mile Connections Prog – Westside Cities	\$361M	FY57
	Active Transportation Program – North County	\$264M	FY57
	Active Transportation Program – Gateway Cities	TBD	FY57
	Active Transportation Program incl. Greenway Projects – San Gabriel Cities	\$231M	FY57
	Active Transportation, 1 st /Last Mile, & Mobility Hubs – Central Cities	\$215M	FY57
	Active Transportation, Transit, and Tech. Program – Las Virgenes/Malibu	\$32M	FY32
	Active Transportation Projects – Arroyo Verdugo	\$136.5M	FY57

LA River Waterway & System Bikepath

Central Cities



Project Description

- Regional gap closure from Elysian Valley to Vernon (8mi)

Status

- Sep 2019, Board approved initiation of DEIR for three alternatives
- Draft Project Scoping Report underway
- Temporary hold due to COVID-19 budget assessments

What's Next

- Re-commence on technical documents (Supporting DEIR and Advanced Conceptual Engineering)



Complete LA River

West San Fernando Valley



Project Description

- 13mi biking and walking path along LA River in West SFV

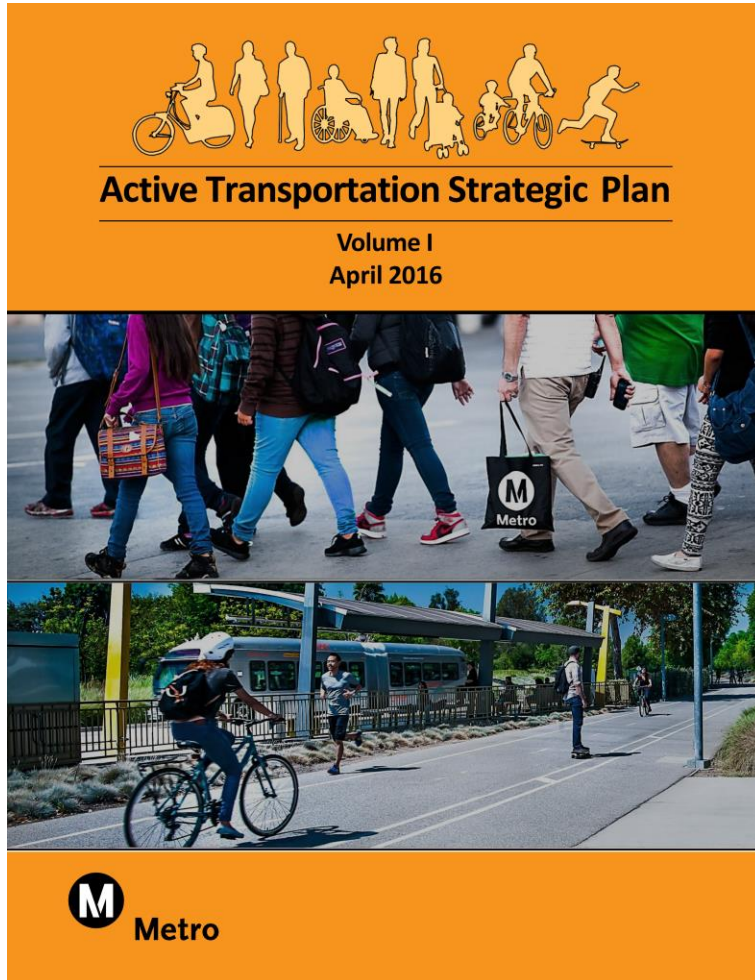
Segments 1 & 2 (Vanalden to Balboa)

- 90% construction drawings complete
- Start of Construction in late 2022
 - Note: Schedule delayed due to COVID19
- \$49M construction cost

Segment 8 (Whitsett to Lankershim)

- Applying to ATP Cycle 5
- Initiate environmental work.

Metro Active Transport Program



Program Description

- Competitive grant program to implement the Active Transportation Strategic Plan
- Cycle 1 (5 years): \$63 - 75M for First/Last Mile and Active Transportation Corridor projects

Status

- Coordination with project sponsors
- Project selection recommendations
- Temporary hold due to COVID-19 budget assessments

What's Next

- January 2021 - Project selection and Board approval

Multi-Year Subregional Programs



Status

- Annual update for Arroyo Verdugo subregion (pending Board approval 12/03/20)
 - Programming of \$1.2M Modal Connectivity & Complete Streets funds
 - Inter-program borrowing & programming of \$1.8M Active Transportation funds

What's Next

- Continue working with Central LA and Westside Cities