



Metro

*Los Angeles County Metropolitan Transportation Authority
One Gateway Plaza
3rd Floor Board Room*

Agenda - Final

Wednesday, June 7, 2023

10:00 AM

Watch online: <https://boardagendas.metro.net>
Listen by phone: Dial 888-251-2949 and enter Access Code:
8231160# (English) or 4544724# (Español)

To give written or live public comment, please see the top of page 4

**Measure M Independent Taxpayer Oversight
Committee**

*Virginia Tanzmann – Chair
Ryan Campbell – Vice Chair
Linda Briskman
Paul Rajmaira
Richard Stanger
Stephen Heaney*

METROPOLITAN TRANSPORTATION AUTHORITY BOARD AGENDA RULES
(ALSO APPLIES TO BOARD COMMITTEES)

PUBLIC INPUT

A member of the public may address the Board on agenda items, before or during the Board or Committee's consideration of the item for one (1) minute per item, or at the discretion of the Chair. A request to address the Board must be submitted electronically using the tablets available in the Board Room lobby. Individuals requesting to speak will be allowed to speak for a total of three (3) minutes per meeting on agenda items in one minute increments per item. For individuals requiring translation service, time allowed will be doubled. The Board shall reserve the right to limit redundant or repetitive comment.

The public may also address the Board on non-agenda items within the subject matter jurisdiction of the Board during the public comment period, which will be held at the beginning and/or end of each meeting. Each person will be allowed to speak for one (1) minute during this Public Comment period or at the discretion of the Chair. Speakers will be called according to the order in which their requests are submitted. Elected officials, not their staff or deputies, may be called out of order and prior to the Board's consideration of the relevant item.

Notwithstanding the foregoing, and in accordance with the Brown Act, this agenda does not provide an opportunity for members of the public to address the Board on any Consent Calendar agenda item that has already been considered by a Committee, composed exclusively of members of the Board, at a public meeting wherein all interested members of the public were afforded the opportunity to address the Committee on the item, before or during the Committee's consideration of the item, and which has not been substantially changed since the Committee heard the item.

In accordance with State Law (Brown Act), all matters to be acted on by the MTA Board must be posted at least 72 hours prior to the Board meeting. In case of emergency, or when a subject matter arises subsequent to the posting of the agenda, upon making certain findings, the Board may act on an item that is not on the posted agenda.

CONDUCT IN THE BOARD ROOM - The following rules pertain to conduct at Metropolitan Transportation Authority meetings:

REMOVAL FROM THE BOARD ROOM - The Chair shall order removed from the Board Room any person who commits the following acts with respect to any meeting of the MTA Board:

- a. Disorderly behavior toward the Board or any member of the staff thereof, tending to interrupt the due and orderly course of said meeting.
- b. A breach of the peace, boisterous conduct or violent disturbance, tending to interrupt the due and orderly course of said meeting.
- c. Disobedience of any lawful order of the Chair, which shall include an order to be seated or to refrain from addressing the Board; and
- d. Any other unlawful interference with the due and orderly course of said meeting.

INFORMATION RELATING TO AGENDAS AND ACTIONS OF THE BOARD

Agendas for the Regular MTA Board meetings are prepared by the Board Clerk and are available prior to the meeting in the MTA Records Management Department and on the Internet. Every meeting of the MTA Board of Directors is recorded and is available at <https://www.metro.net> or on CD's and as MP3's for a nominal charge.

DISCLOSURE OF CONTRIBUTIONS

The State Political Reform Act (Government Code Section 84308) requires that a party to a proceeding before an agency involving a license, permit, or other entitlement for use, including all contracts (other than competitively bid, labor, or personal employment contracts), shall disclose on the record of the proceeding any contributions in an amount of more than \$250 made within the preceding 12 months by the party, or his or her agent, to any officer of the agency, additionally PUC Code Sec. 130051.20 requires that no member accept a contribution of over ten dollars (\$10) in value or amount from a construction company, engineering firm, consultant, legal firm, or any company, vendor, or business entity that has contracted with the authority in the preceding four years. Persons required to make this disclosure shall do so by filling out a "Disclosure of Contribution" form which is available at the LACMTA Board and Committee Meetings. Failure to comply with this requirement may result in the assessment of civil or criminal penalties.

ADA REQUIREMENTS

Upon request, sign language interpretation, materials in alternative formats and other accommodations are available to the public for MTA-sponsored meetings and events. All requests for reasonable accommodations must be made at least three working days (72 working hours) in advance of the scheduled meeting date. Please telephone (213) 364-2837 or (213) 922-4600 between 8 a.m. and 5 p.m., Monday through Friday. Our TDD line is (800) 252-9040.

Requests can also be sent to boardclerk@metro.net.

LIMITED ENGLISH PROFICIENCY

A Spanish language interpreter is available at all Committee and Board Meetings. All other languages must be requested 72 hours in advance of the meeting by calling (213) 364-2837 or (213) 922-4600. Live Public Comment Instructions can also be translated if requested 72 hours in advance.

Requests can also be sent to boardclerk@metro.net.

323.466.3876 - Customer Service Line



323.466.3876

x2 *Español (Spanish)*

x3 *中文 (Chinese)*

x4 *한국어 (Korean)*

x5 *Tiếng Việt (Vietnamese)*

x6 *日本語 (Japanese)*

x7 *русский (Russian)*

x8 *Հայերէն (Armenian)*

HELPFUL PHONE NUMBERS AND EMAIL

Copies of Agendas/Record of Board Action/Recordings of Meetings - (213) 922-4880 (Records Management Department) - <https://records.metro.net>

General Information/Rules of the Board - (213) 922-4600

Internet Access to Agendas - <https://www.metro.net>

TDD line (800) 252-9040

Board Clerk Email - boardclerk@metro.net

NOTE: ACTION MAY BE TAKEN ON ANY ITEM IDENTIFIED ON THE AGENDA

Live Public Comment Instructions:

Live public comment can be given by telephone and in-person.

The Committee Meeting begins at 10:00 AM Pacific Time on June 7, 2023; you may join the call 5 minutes prior to the start of the meeting.

Dial-in: 888-251-2949 and enter
English Access Code: 8231160#
Spanish Access Code: 4544724#

Public comment will be taken as the Board takes up each item. To give public comment on an item, enter #2 (pound-two) when prompted. Please note that the live video feed lags about 30 seconds behind the actual meeting. There is no lag on the public comment dial-in line.

Instrucciones para comentarios publicos en vivo:

Los comentarios publicos en vivo se pueden dar por telefono o en persona.

La Reunion de la Junta comienza a las 10:00 AM, hora del Pacifico, el 7 de Junio de 2023. Puedes unirme a la llamada 5 minutos antes del comienzo de la junta.

Marque: 888-251-2949 y ingrese el codigo
Codigo de acceso en ingles: 8231160#
Codigo de acceso en espanol: 4544724#

Los comentarios del público se tomaran cuando se toma cada tema. Para dar un comentario público sobre una tema ingrese # 2 (Tecla de numero y dos) cuando se le solicite. Tenga en cuenta que la transmisión de video en vivo se retrasa unos 30 segundos con respecto a la reunión real. No hay retraso en la línea de acceso telefónico para comentarios públicos.

Written Public Comment Instruction:

Written public comments must be received by 5PM the day before the meeting. Please include the Item # in your comment and your position of "FOR," "AGAINST," "GENERAL COMMENT," or "ITEM NEEDS MORE CONSIDERATION."
Email: BoardClerk@metro.net
Post Office Mail:
Board Administration
One Gateway Plaza
MS: 99-3-1
Los Angeles, CA 90012

CALL TO ORDER

ROLL CALL

1. **SUBJECT: REMARKS BY THE CHAIR** [2023-0329](#)
RECOMMENDATION
RECEIVE remarks by the Chair.
2. **SUBJECT: MINUTES** [2023-0308](#)
RECOMMENDATION
APPROVE Minutes of the Measure M Independent Taxpayer Oversight Committee Meeting held March 1, 2023.
Attachments: [MINUTES - Measure M March 1, 2023](#)
3. **SUBJECT: ORAL REPORT ON THE BUDGET** [2023-0331](#)
RECOMMENDATION
RECEIVE oral report on the Budget.
Attachments: [Presentation - FY24 Budget](#)
4. **SUBJECT: ORAL REPORT ON LOCAL RETURN** [2023-0332](#)
RECOMMENDATION
RECEIVE oral report on Local Return.
Attachments: [Presentation - Local Return](#)
5. **SUBJECT: ORAL REPORT ON STATE OF GOOD REPAIR** [2023-0246](#)
RECOMMENDATION
RECEIVE oral report on State of Good Repair.
Attachments: [Presentation](#)
6. **SUBJECT: ORAL REPORT ON TRANSIT AND HIGHWAY PROJECTS** [2023-0293](#)
RECEIVE oral report on Transit and Highway Projects.
Attachments: [Attachment A - Program Management Major Project Status Report - April 2023](#)
[Attachment B - Transit Planning Update](#)
[Attachment C - Complete Streets & Highway Project Updates](#)

7. SUBJECT: MEASURE M ACTIVE TRANSPORTATION UPDATES

[2023-0292](#)

RECEIVE oral report on Measure M Active Transportation Updates.

Attachments: [Presentation](#)

SUBJECT: GENERAL PUBLIC COMMENT

[2023-0309](#)

RECEIVE General Public Comment

Consideration of items not on the posted agenda, including: items to be presented and (if requested) referred to staff; items to be placed on the agenda for action at a future meeting of the Committee or Board; and/or items requiring immediate action because of an emergency situation or where the need to take immediate action came to the attention of the Committee subsequent to the posting of the agenda.

COMMENTS FROM THE PUBLIC ON ITEMS OF PUBLIC INTEREST WITHIN
COMMITTEE'S SUBJECT MATTER JURISDICTION

Adjournment



Metro

Los Angeles County
Metropolitan Transportation
Authority
One Gateway Plaza
3rd Floor Board Room
Los Angeles, CA

Board Report

File #: 2023-0308, **File Type:** Minutes

Agenda Number: 2.

MEASURE M INDEPENDENT TAXPAYER OVERSIGHT COMMITTEE JUNE 7, 2023

SUBJECT: MINUTES

RECOMMENDATION

APPROVE Minutes of the Measure M Independent Taxpayer Oversight Committee Meeting held March 1, 2023.



MINUTES

Wednesday, March 1, 2023

10:00 AM

Measure M Independent Taxpayer Oversight Committee

DIRECTORS PRESENT:
Virginia Tanzmann – Chair
Ryan Campbell – Vice Chair
Linda Briskman
Paul Rajmaira
Richard Stanger

CALLED TO ORDER: 10:01 A.M.

ROLL CALL

1. SUBJECT: REMARKS BY THE CHAIR

2023-0037

RECEIVED remarks by the Chair.

Chair Tanzmann welcomed the Committee to the first in-person meeting since the State of Emergency has been lifted and welcomed new member, Director Paul Rajmaira. The biggest item on the horizon is the 5-year assessment. She is excited to see the Committee grow but there are still two open spots.

RC	LB	PR	RS	VT (Chair)
P	P	P	P	P

2. SUBJECT: MINUTES

2023-0084

APPROVED Minutes of the Measure M Independent Taxpayer Oversight Committee Meetings held December 15, 2022, and January 10, 2023.

RC	LB	PR	RS	VT (Chair)
Y	Y	Y	Y	Y

3. SUBJECT: MEASURE M INDEPENDENT TAXPAYER OVERSIGHT COMMITTEE BYLAWS

2023-0081

APPROVED the proposed Measure M Independent Taxpayer Oversight Committee Bylaws.

RC	LB	PR	RS	VT (Chair)
Y	Y	Y	Y	Y

VT = V. Tanzmann	RC = R. Campbell	LB = L. Briskman	PR = P. Rajmaira	RS = R. Stanger
------------------	------------------	------------------	------------------	-----------------

LEGEND: Y = YES, N = NO, C = CONFLICT, ABS = ABSTAIN, A = ABSENT, P = PRESENT

4. SUBJECT: MEASURE M AUDITS OF FISCAL YEAR 2022

2023-0057

RECEIVED AND FILED the Independent Auditor’s Report on:

- A. Schedule of Revenues and Expenditures for Measure M Special Revenue Fund for the Fiscal Year ended June 30, 2022, completed by BCA Watson Rice, LLP (BCA);
- B. Compliance with Requirements Applicable to Measure M Ordinance and Measure M Local Return Guidelines for the Fiscal Year ended June 30, 2022, completed by Vasquez & Company, LLP (Vasquez); and
- C. Compliance with Requirements Applicable to Measure M Ordinance and Measure M Local Return Guidelines for the Fiscal Year ended June 30, 2022, completed by Simpson & Simpson, CPAs (Simpson).

With regards to the audit completed by BCA Watson, Director Stanger questioned what the “other” costs were that appear to escalate quickly. Staff responded that they account for salary wages and fringe benefits associated with Measure M projects. Director Stanger also questioned why the audits did not confirm the required allocations of Measure M funds to its nine Subfunds. He noted apparent discrepancies between the annual audit and the annual budget figures and said it was difficult to compare the two.

Related to the Vasquez & Company, LLP audit and the discrepancies that have been noted year over year, Metro staff explained that lack of personnel at the cities has created an issue for reporting.

After some discussions regarding the audit completed by Simpson and Simpson, CPA, and the notification process, Director Briskman asked staff to make sure their contact list of City Managers is updated annually.

After the presentation, it was determined that a reconciliation sheet would be helpful to paint a full picture of the budget.

RC	LB	PR	RS	VT (Chair)
P	P	P	P	P

5. SUBJECT: ORAL REPORT ON BUDGET

2023-0058

RECEIVED oral report on Budget.

Director Stanger asked for clarification about the projection of increased sales tax revenue when the general consensus assumes a possible recession. Staff explained that the projections used show a slowdown in the economy, and the budgeted amounts are lower than the dollars that have actually been coming in. Staff added that they are constantly evaluating the numbers and will do a midyear reconciliation if necessary. Director Stanger also asked staff to prepare a running total of Measure M funds by Subfund to show total allocations, expenditures/commitments, and balances.

RC	LB	PR	RS	VT (Chair)
P	P	P	P	P

6. SUBJECT: ORAL REPORT ON LOCAL RETURN

2023-0059

RECEIVED oral report on Local Return.

RC	LB	PR	RS	VT (Chair)
P	P	P	P	P

7. SUBJECT: ORAL REPORT ON STATE OF GOOD REPAIR

2023-0085

RECEIVED oral report on State of Good Repair.

RC	LB	PR	RS	VT (Chair)
P	P	P	P	P

8. SUBJECT: ORAL REPORT ON TRANSIT AND HIGHWAY PROJECTS **2023-0062**

RECEIVED oral report on Transit and Highway Projects.

Director Stanger noted that there are projects that are will be starting operations in the next several years and he was not aware of any operating plans and expected operating costs. He suggested that these be prepared so that Metro could have some idea of future operating costs. He noted that the Montclair-Long Beach service in particular may be quite costly to operate.

(continued on next page)

(Item 8 – continued from previous page)

Director Rajmaira inquired about the delays on the Purple Line, Section 3 and asked for an update at the next meeting. Staff responded that due to the active discussions, the updates will be minimal.

Chair Tanzmann asked how Metro is managing the overall success of alternative delivery methods to which staff responded that the roll out has been successful but at this point, Metro has only awarded contracts and there is still a lot of work to be done. Chair Tanzmann asked for updates on the process and insight on lessons learned.

RC	LB	PR	RS	VT (Chair)
P	P	P	P	P

9. SUBJECT: ORAL REPORT ON MEASURE M ACTIVE TRANSPORTATION UPDATES

2023-0052

RECEIVED oral Report on Measure M Active Transportation Updates.

Director Stanger had multiple questions about the LA River Bike Path, how it and the other listed Active Transportation projects were to be funded with only 2% of Measure M funds, and which agency will be managing the project. Staff responded that construction of the LA River Bike Path project and many others would not be funded with Active Transportation funds but with other funds. Director Stanger asked that staff prepare a list of just what projects the Active Transportation funds will be funding with its 2% allocation.


Director Rajmaira asked why the projects are in 2015 dollars and how it compares to today's dollars. Staff responded that 2015 is used as a basis until projects receive an updated forecast. The projects are tracked against the Measure M Ordinance and once the 5-year assessment is completed, it will include updated forecasts.

Chair Tanzmann mentioned that the Active Transportation Strategic Plan caught her attention and requested a presentation at the next meeting.

RC	LB	PR	RS	VT (Chair)
P	P	P	P	P

ADJOURNED AT 12:02 P.M.

Prepared by: Jessica Vasquez Gamez
Administrative Analyst, Board Administration



Collette Langston, Board Clerk



Metro

Los Angeles County
Metropolitan Transportation
Authority
One Gateway Plaza
3rd Floor Board Room
Los Angeles, CA

Board Report

File #: 2023-0331, **File Type:** Oral Report / Presentation

Agenda Number: 3.

**MEASURE M INDEPENDENT TAXPAYERS OVERSIGHT COMMITTEE
JUNE 7, 2023**

SUBJECT: ORAL REPORT ON THE BUDGET

ACTION: ORAL REPORT

RECOMMENDATION

RECEIVE oral report on the Budget.



Metro FY24 Proposed Budget

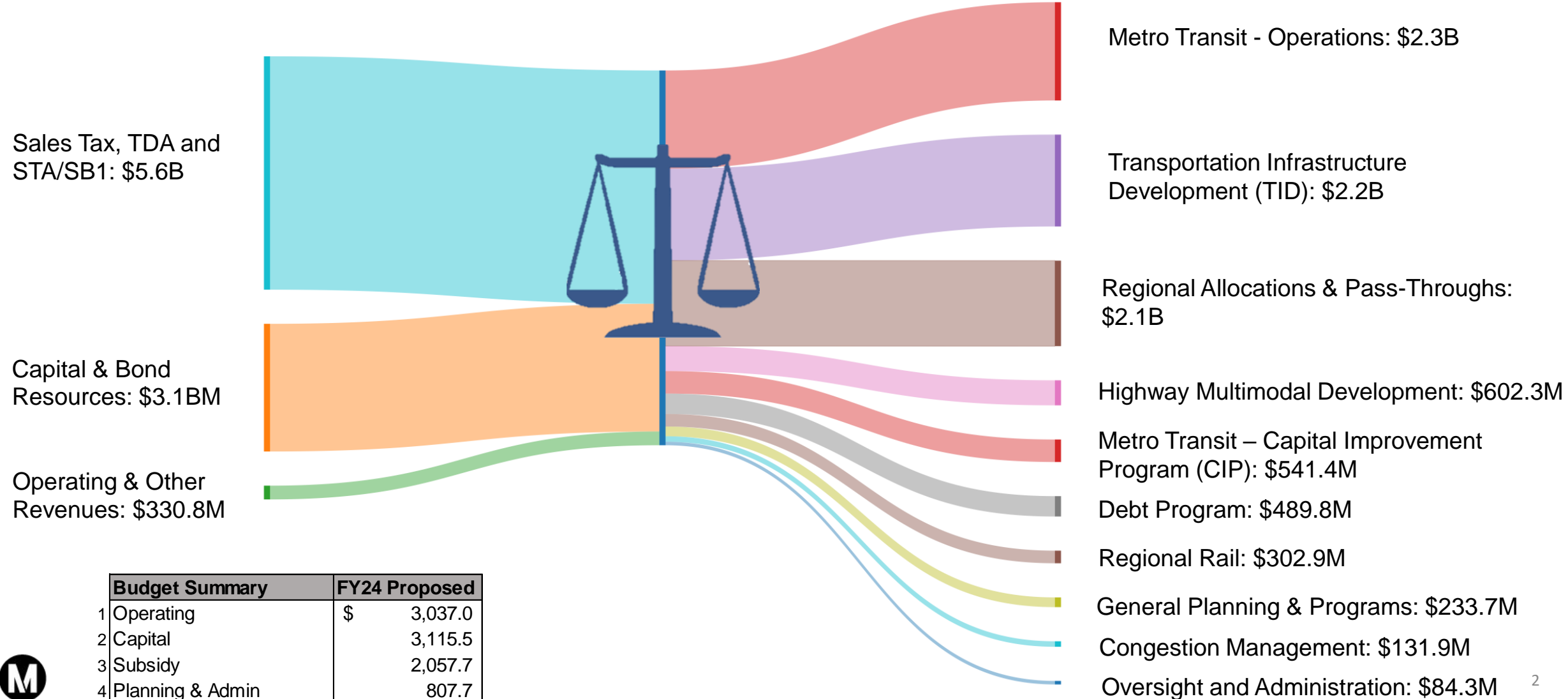
Measure M Independent Taxpayer Oversight Committee

June 7, 2023

FY24 Proposed Budget – \$9.0B



Revenues vs Expenditures



Sales Tax, TDA and STA/SB1: \$5.6B

Capital & Bond Resources: \$3.1B

Operating & Other Revenues: \$330.8M

Metro Transit - Operations: \$2.3B

Transportation Infrastructure Development (TID): \$2.2B

Regional Allocations & Pass-Throughs: \$2.1B

Highway Multimodal Development: \$602.3M

Metro Transit – Capital Improvement Program (CIP): \$541.4M

Debt Program: \$489.8M

Regional Rail: \$302.9M

General Planning & Programs: \$233.7M

Congestion Management: \$131.9M

Oversight and Administration: \$84.3M

Budget Summary		FY24 Proposed	
1	Operating	\$	3,037.0
2	Capital		3,115.5
3	Subsidy		2,057.7
4	Planning & Admin		807.7
5	Total Proposed Budget	\$	9,017.9



Key Initiatives



Fare Programs

- LIFE

Save on fares with LIFE.



- GoPass



- Mobility Wallet Pilot



- Fare Capping



NextGen - \$52.9M

- Transit signal priority



- Bus mobile validators



- Camera bus lane enforcement



- NSFV BRT network improvements



Key Initiatives (continued)




Reimagining Public Safety: Multi-layered Strategy \$290.5M

- Transit Ambassadors 
- Homeless & Mental Health Outreach 
- Transit Security Officers 
- Law Enforcement Contracts

Other Initiatives

- Room To Work
- Westlake/MacArthur Park Program 

Cleaning - \$201.0M

- 13 Hot Spots
- Station & Facilities Cleaning 
- Bus & Rail Vehicles Cleaning
- Vinyl Seat Replacements



Transit Infrastructure Development (TID) – \$2.2B



Life of a Project



Transit Planning - \$291M (69% over FY23)


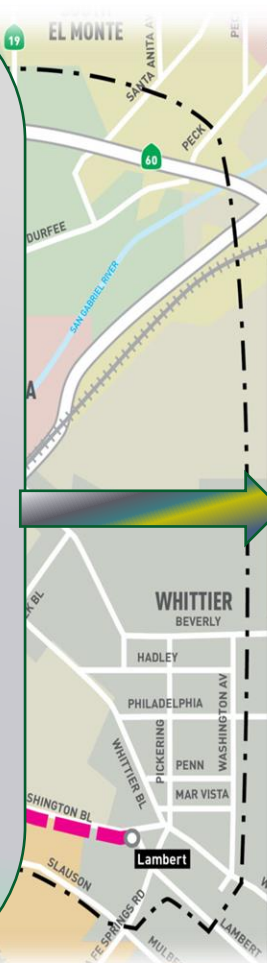
Broadway BRT	\$ 4.0
BRT Connector B/G Line to L Line	59.7
C (Green) Line South Bay	43.8
Crenshaw Northern	18.5
Eastside Access	5.3
Eastside Extension	22.1
North San Fernando Valley BRT	20.9
Sepulveda Corridor	71.2
SGV Feasibility Study	1.9
Vermont Transit Corridor	6.4
West Santa Ana Branch Corridor	37.4

- Increased funding for planning projects in the environmental and design phase

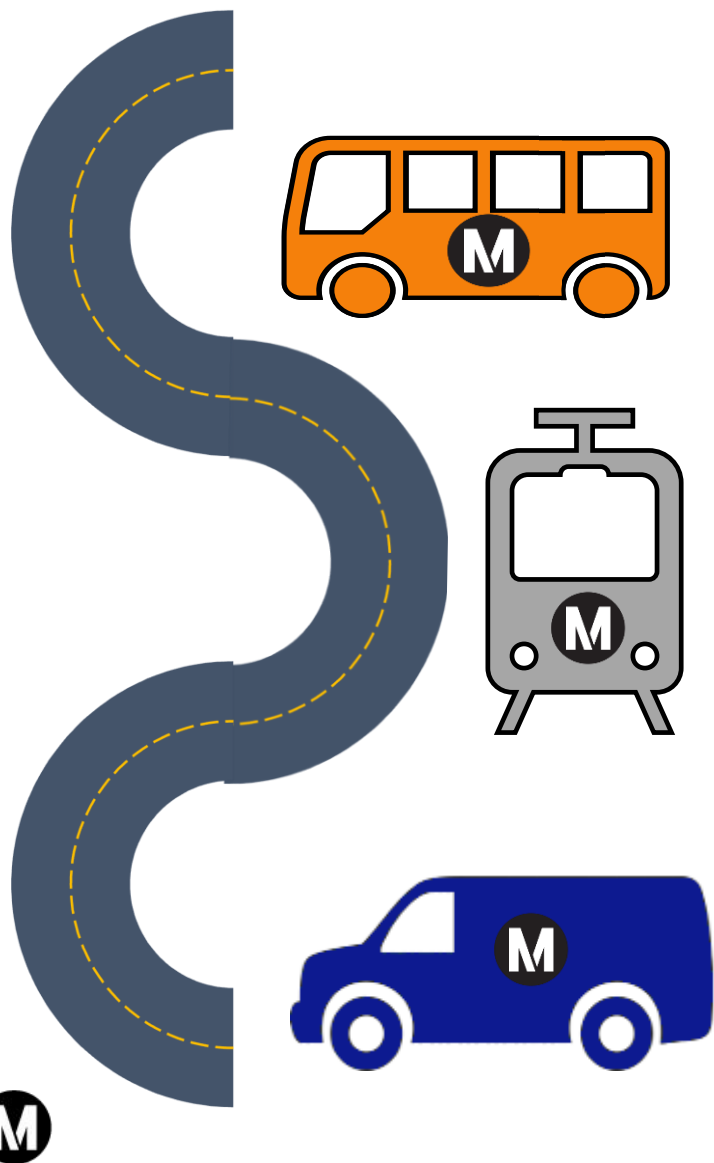
Transit Construction - \$1,919M (11% under FY23)

Airport Metro Connector	\$ 174.7
D (Purple) Line Extension	1,059.3
East San Ferando	285.7
Expo Closeout	3.0
G (Orange) Line BRT	74.5
K Line (Crenshaw/LAX) Light Rail Transit	43.0
L (Gold) Line Foothill Ext 2A & 2B	214.8
Regional Connector	18.8
Systemwide / Program Support	45.4

- Continue to progress all major construction projects
- Substantial completion of Regional Connector in FY23



Metro Transit - Operations – \$2.4B




Bus Service - \$1.5B

.4% planned increase in RSHs (7.12M)

NextGen Bus Plan

- Traffic signal sync
- Bus priority lanes
- All-door-boarding
- Speed & reliability improvements



Rail Service - \$795M

12.3% planned increase in RSHs
Improved headways (1.51M)

New Lines

- Full operation of Crenshaw/LAX
- K Line & Regional Connector



Metro Micro - \$40M

- 2.1% planned increase in RSHs (272,000)
- Pilot program extended through September 2023

Metro Transit - CIP – \$541.4M

Bus

Total: \$136.2M



Procurement of Electric buses and charging infrastructure



Refurbishments & overhauls to improve reliability and CX



NextGen bus mobile validators for all-door-boarding and transit signal priority technologies

Rail

Total: \$229.9M



Heavy and light rail vehicle procurements



Refurbishments and overhauls to improve reliability and CX



Facilities and wayside improvements: rail fasteners, resignaling, roof repairs, etc.

Other Asset Improvements

Total: \$175.3M



Rail to Rail Segment A

Connects A Line & Crenshaw/LAX Line via bike path & walkway



Metro Center Street Project

Centralize security, dispatch, and emergency ops



Technology

Payroll system replacement, software, computer equipment, etc.

- \$541.4M is allocated for maintaining the capital assets in a state of good repair, for improvements, and modernization
 - \$72.3M in investments in electric buses and charging station infrastructure
 - \$169.0M for a major investment in new rail vehicles and refurbishment of existing vehicles
 - \$64.9M will be invested in safety, NextGen and Customer Experience (CX) related projects

Regional Allocations & Pass-throughs – \$2.1B

Local Return,
TDA 3 & 8:
\$962.2M



Local Return -
88 cities &
LA County for
transit & mobility
improvements.
Prop A & C,
Measure R & M,
TDA 3&8

Regional Transit
\$781.2



Municipal & Local
Operators, and
Access Services



Major Projects
\$164.3M



Alameda Corridor
East Phase II,
(New) AV Line-
Metrolink,
Inglewood Transit
Connector, Sankofa
Park Project

Other Local
Programs
\$87.1M



Call For Projects,
ATP, Transit Projects
& Programs,
Congestion
Reduction Demo Toll
Revs, Federal Pass-
Throughs, TOD
Planning Grants

Fare Assistance
(LIFE Program)
\$32.5



LIFE Program
provides
transportation
assistance to low-
income
individuals of LA
County

Regional
Federal Grants
\$30.4M



JARC, New
Freedom
Program, Senior
and Disability
Activities

- 91% of funding passed through to transit operators & local jurisdictions per formula, federal guidelines, State law & Board policy
- Estimated 8% increase due to higher projected sales tax
- Greatest increase within Local Agency Programs (17%) & Regional Transit (14%) - represents 85% of program budget

Other Programs – \$1.8B



Highway Multimodal Development

- Increase in ExpressLanes investments driven by I-105 ExpressLanes project
- Increase in dedicated bus lane and noise reduction investments
- Mobility Improvement Projects

\$602.3M

+\$26.7m (4.6%)



Regional Rail

- LINK Union Station
- Grade Separation
- Double Tracking
- High Desert Corridor Rail Service Plan and Other Metro Regional Rail Projects
- Metrolink

\$302.9M

+\$10.6m (3.6%)



General Planning & Programs

- Active Transportation Bike, Other
- Property Management
- Financial, Grants Mgmt, & Admin
- Unsolicited Proposals, P3, & Other

\$233.7M

+\$13.1m (5.9%)



Congestion Management

- ExpressLanes
- Freeway Service Patrol
- Motorist Services
- Rideshare Services

\$131.9M

-\$5.1m (-3.7%)



Oversight and Administration & Debt Program

- Recurring Activities
- Valuing Workforce
- Improved Performance Management
- Customer Experience
- Diversity, Inclusion, & Equity
- Bus & Rail Infrastructure and Replacement
- East San Fernando Rapid Way & Airport Connector Construction

\$574.1M

+\$3.1m (0.5%)



- These six (6) programs make up 20% of the FY24 Proposed Budget

Public Outreach & Stakeholder Engagement



October 2022



- **Telephone Town Hall**
- Launch My Budget Tool: distributed via social media, e-blast, QR codes, flyers

November 2022

- Social Media launch My Metro Budget Marketing



December 2022

- **EFC engagement** for My Metro Budget – physical marketing cards



January 2023

- **Telephone Town Hall**
- Regional Service Council Budget Briefing



February 2023

- Finalization of My Metro Budget data, feedback solicited from departments



March 2023

- Community Advisory Council
- **Telephone Town Hall – Mar 28**



April 2023

- San Gabriel Valley COG
- Gateway COG
- Policy Advisory Council
- Bus Operators Subcommittee
- Regional Service Council, Budget Briefing
- Streets & Freeways
- Community Advisory Council – General

May 2022



- Technical Advisory Committee
- Valley Industry and Commerce Association
- Local Transit Systems Subcommittee
- San Gabriel Valley COG
- **South Bay COG (added)**
- Bus Operators Subcommittee
- Accessibility Advisory Committee
- **Budget Public Hearing**
- **Board Adoption**



Note: Updated as additional meetings are scheduled.



ONGOING PUBLIC PARTICIPATION



Metro

Los Angeles County
Metropolitan Transportation
Authority
One Gateway Plaza
3rd Floor Board Room
Los Angeles, CA

Board Report

File #: 2023-0332, **File Type:** Oral Report / Presentation

Agenda Number: 4.

**MEASURE M INDEPENDENT TAXPAYERS OVERSIGHT COMMITTEE
JUNE 7, 2023**

SUBJECT: ORAL REPORT ON LOCAL RETURN

ACTION: ORAL REPORT

RECOMMENDATION

RECEIVE oral report on Local Return.

Measure M Local Return

June 2023 update



Susan Richan and Chelsea Meister,
Local Programming

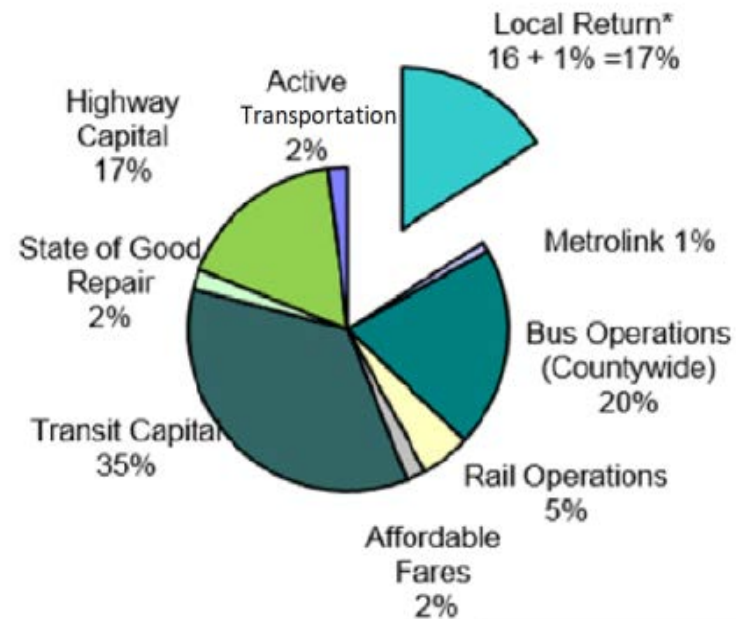


Local Return (LR) – Measure M

- Measure M (approved in 2016 – funding started FY18)
 - 17% LR share (16% share plus 1% of the 1.5% off the top)
- Requires Assurances and Understanding agreement
- Jurisdictions are audited annually for compliance to **Measure M**
Data from the LRMS
(Formerly on the Form M-One and Form M-Two)

Due dates are the same for all LR:
August 1 (budget) and
October 15th (expenditures)

MEASURE M



*Local Return receives 1% from the 1.5% of the "off the top" Administration

LRMS – Updates

Meetings and due dates

Metro is now getting the Cities ready to close out FY23 and begin FY24.

- The Audit Workshop for FY2022-23 was held May 23, 2023.

Metro will be sending out reminders to the Cities regarding the following due dates:

- FY23 will close June 30, 2023. All requests for approval will be enforced by this deadline.
- FY24 begins July 1, 2024. Cities have until August 1, 2023, to submit their Project Status Update (aka The 8/1 Table) for their ongoing projects.

THANK YOU!

Questions?

Susan Richan

richans@metro.net

(213) 922-3017

Chelsea Meister

meisterc@metro.net

(213) 922-5638





Metro

Los Angeles County
Metropolitan Transportation
Authority
One Gateway Plaza
3rd Floor Board Room
Los Angeles, CA

Board Report

File #: 2023-0246, **File Type:** Oral Report / Presentation

Agenda Number: 5.

**MEASURE M INDEPENDENT TAXPAYER OVERSIGHT COMMITTEE
JUNE 7, 2023**

SUBJECT: ORAL REPORT ON STATE OF GOOD REPAIR

ACTION: ORAL REPORT

RECOMMENDATION

RECEIVE oral report on State of Good Repair.

Prepared by: Denise Longley, Deputy Executive Officer, Strategic Development of Facilities and Operations, (213) 922-7294

Kenneth Hernandez, Deputy Chief Risk, Safety, and Asset Management Officer, (213) 922-2990

Reviewed by: Gina L. Osborn, Chief Safety Officer, (213) 922-3055



Measure M Independent Taxpayer Oversight Committee

Enterprise Transit Asset Management
State of Good Repair



Metro®

TAM Inventory Database Overview

Asset Inventory Database Statistics – data from Oct. 2022 NTD update

- 27,989 asset records tracking over 500,000 assets
- \$22.1B Asset Replacement Value (FY23\$)
- \$28.5B SGR needs over 40 years (FY23\$)
- \$2.7B Current Backlog (FY23\$)

ETAM reported data through 6/30/2022 into the National Transit Database (NTD) by the 10/31/2022 deadline

- FTA continues its review of the FY22 NTD report package
- 2022 NTD remains open by the FTA as of mid May

Next NTD update due October 31, 2023

Transit Asset Management – Accomplished and In Progress

Support Implementation of new Enterprise Asset Management System (EAMS):

- ETAM staff participating as Sponsor and Subject Matter Expert (SME) to implement EAM System Integration (SI) – awarded October 2021.
- Support EAM project for duration of approximate 3-year contract to help ensure success. Currently in Phase I of IV.
- ETAM attending workshops to ensure NTD reporting data and other requirements are included in EAMS design and functionality.

Continued Condition Assessments:

- Structures (Inspections) Contract – FY23, in contract year 4 of 5. Completed 49 of 68 inspections, 19 in progress as of mid-May 2023. Coordinating with Ops and Program Management to resolve defects found by consultant.
- Awarded Facilities Condition Assessment 3-year contract in May 2022 for FY23-25 required assessments. 60 of 63 inspections performed in FY23 to date, with 3 in-progress. Reports being finalized.
- Train Control Assessment Study went out for bid/proposals as of March 2023, scheduled for award in July, pending issues during the procurement process.



Metro

Transit Asset Management – Accomplished and In Progress

Asset On-boarding:

- Developed and finalizing Transit Asset Management Template to collect Asset information from new projects, specifically Crenshaw/K Line and Regional Connector projects.
- Coordinating with EAM team for this “on boarding” of new assets being acquired from new capital projects. Must report new assets “in service” to the FTA on annual basis.
- Developing framework to include in new project scopes of work.

October 31, 2023 - FTA TAM Rulemaking compliance deadline:

- April/May - Group TAM Plan – started to coordinate with 33 sub-recipient transit agencies who are verified participates and gather pertinent information including changes from last year.
- June/July - Send reminders to all asset stakeholders to begin to prepare for FY23 data collection and 6/30/2023 cutoff. Begin collecting data from Operations’ asset managers to update asset information.
- August - Validate information with asset owners.
- September - Formulate Performance Measures and Targets information, Written Narrative, begin preparing multiple (16) asset reports by ETAM, including Group TAM Plan targets for upload into the National Transit Database (NTD) by deadline.
- October - Receive Executive Approval to upload Metro Performance Target data into NTD and execute upload.



Metro[®]



Thank you!

Denise Longley
Enterprise Transit Asset Management
State of Good Repair



Metro®



Metro

Los Angeles County
Metropolitan Transportation
Authority
One Gateway Plaza
3rd Floor Board Room
Los Angeles, CA

Board Report

File #: 2023-0293, **File Type:** Oral Report / Presentation

Agenda Number: 6.

MEASURE M INDEPENDENT TAXPAYERS OVERSIGHT COMMITTEE JUNE 07, 2023

SUBJECT: ORAL REPORT ON TRANSIT AND HIGHWAY PROJECTS

RECEIVE oral report on Transit and Highway Projects.

ATTACHMENTS

Attachment A - Program Management Update

Attachment B - Transit Planning Update

Attachment C - Complete Streets & Highways Update

Program Management

Quarterly Major Project Status Report



Julie Owen

Senior Executive Officer, Project Management Oversight



Measure M Committee

June 2023

Gold Line Foothill Extension Phase 2B

BUDGET				
		Approved LOP*	Previous Period	Current Forecast
		\$1,532.8 B	1,532.8 B	\$1,532.8 B
	Variance from Approved LOP:		\$0M (0%)	\$0M (0%) 
	Variance from Revised Budget:			\$0 

* At time of the award of contract - Board Approval (June 2017)

SCHEDULE			Substantial Completion	
	Original	Approved Rebaseline	Previous Period	Current Forecast*
	January 2025	N/A	Fall 2024	January 2025
	Variance from Original:		+0d (0%)	-2d (-.10%) 
	Variance from Revised Schedule:			TBD 

* Current Forecast is Contractor's January 2023 Schedule Update.



Gold Line Foothill Extension Phase 2B

Safety

- Project Hours: 1,076,685 Recordable Injury Rate: .37 vs. the National Average: 2.4.

Updates (Metro Gold Line Foothill Extension Authority)

- **Overall Project Progress is 67.5% complete.**
Completed construction of Route 66, 210, and 57 freeway pier protection. Construction continues throughout the alignment on light rail tracks, OCS installation, LRT Train control installation, MSE retaining walls, sound wall fencing, and stations.
- The Contractor Kiewit Parsons Joint Venture (KPJV) completed work at 29 of 37 grade crossings Glendora to Pomona, finished the freight track relocation and completed the structure work on all 4 LRT bridges.
Four new light rail stations are under construction.
CPUC has approved all 49 grade crossings to date.
 - *Grade Crossings approval to Montclair finalized October 2020*
- **Construction Continues as follows:**
 - Glendora, San Dimas, La Verne, and Pomona Stations.
 - Foothill/Grand Ave and Lone Hill LRT Bridges direct track fixations
 - MSE retaining walls throughout the project
 - Light rail shoulder ballast distribution and alignment track
 - LRT train control installation
- The design of the 9-mile, 4 Station extension is progressing.



Equity

- 100% of the project is located within or adjacent to Equity Focus Communities.

Bonita / Cataract – Structure Track Direct fixation





Westside Purple Line Extension – Section 3

BUDGET	FFGA	Approved LOP*	Previous Period**	Current Forecast**
	\$3,599 M	\$3,224 M	\$3,224 M	\$3,274 M
	Variance from Approved LOP:		\$0M (0%)	+\$50M (1.6%) 
	Variance from Revised Budget:			\$0 

* At time of the award of contract – Board Approval February 2019

** Excludes finance costs. Current Forecast +\$50M LOP (Non-FFGA) primarily for VA Parking Structure and addition of hi-rail vehicle storage in the tail track area.

SCHEDULE			Revenue Operation	
	Original	Approved Rebaseline	Previous Period	Current Forecast*
	March 2027	N/A	Spring 2027	Fall 2027
	Variance from Original:		+0d (0%)	+181d (5.4%) 
Variance from Revised Schedule:			TBD 	

* Contract schedule is forecasting a slippage to the contractual milestones.

The project team is identifying opportunities to mitigate and is monitoring potential impacts. Staff will provide periodic updates to the Board.



Westside Purple Line Extension – Section 3

Safety

Project Hours: 2,434,247; Recordable Injury Rate: 1.56 vs. The National Average: 2.4.

- C1151: Project Hours: 1,310,241; Recordable Injury Rate: 2.90.
- C1152: Project Hours: 1,124,006.; Recordable Injury Rate: 0.0.
- Updates

▪ Overall Project Progress is 46% complete.

▪ Final design progress is 97% complete.

▪ Tunneling

- Both Tunnel Boring Machines (TBMs) continue mining towards Constellation Station east of Century Park West towards the Westfield Mall. Progress as of March 3, 2023, is as follows:
- Iris “BR TBM” (westbound subway tunnel) – Reach 6: 8,729 ft. (91%), overall: 12,707 ft. (94%).
- Aura “BL TBM” (eastbound subway tunnel) – Reach 6: 8,578 ft. (89%), overall: 12,540 ft. (92%).

▪ Westwood/UCLA Station

- Excavation is approximately 16% complete and continues. At the main station entrance and station box, lookouts are being installed in preparation for Level 2 struts.

▪ Westwood/VA Station

- Excavation is approximately 17% complete and continues. Installation of struts continues. At Level 1, 53% of the struts are installed. At Level 2, 23% of the struts are installed.
- The VA steam tunnel relocation work continues; Mechanical, Electrical, and Plumbing fit-out inside the steam tunnel (75% complete).
- Backfilling around the steam tunnel vaults remains at 90%.

Equity

- 1 of 2 stations (50%) are within or adjacent to Equity Focus Communities.





Westwood/UCLA Station: Excavation underneath Wilshire Blvd





Westwood/VA Station: Excavating station for Level 2 Bracing



Airport Metro Connector (AMC) Project

BUDGET					
		Approved LOP*	Previous Period	Current Forecast	
		\$898.6M	\$898.6M	\$898.6M	
	Variance from Approved LOP:		\$0M (0%)	\$0M (0%) 	
Variance from Revised Budget:			\$0 		

* Approved April 2021 Board

SCHEDULE			Revenue Operation	
	Original	Approved Rebaseline	Previous Period	Current Forecast*
	N/A	N/A	Fall 2024	Fall 2024
	Variance from Original:		+0d (0%)	+0d (0%) 
Variance from Revised Schedule:			N/A 	

* Current Forecast is Metro's August 2022 Schedule Update



Airport Metro Connector (AMC) Project

Safety


Project Hours: 280,039; Recordable Injury Rate: 2.14 vs. The National Average: 2.4.

Updates



- **Overall project progress is 55% complete.**
- Primary Station Construction at 38% completion
 - Steel structure and metal decking at the Rail Platform is complete with steel work now focused on the main hub and bike hub areas.
 - Rail platform work continues with concrete and utility installations.
 - Light gauge roof framing has begun over the Rail Platform area.
 - LADWP underground infrastructure on Aviation Blvd related to AMC has begun.

Equity



- 100% of the project is located within or adjacent to Equity Focus Communities.



I-5 North County Enhancements

BUDGET					
		Approved LOP*	Previous Period	Current Forecast	
		\$679.3M	\$679.3M	\$679.3M	
	Variance from Approved LOP:		\$0M (0%)	\$0M (0%) 	
Variance from Revised Budget:			\$0 		

* At time of the award of contract - Board Approval (March 2021)

SCHEDULE			Substantial Completion	
	Original	Approved Rebaseline	Previous Period	Current Forecast**
	July 2016	N/A	Summer 2026	Summer 2026
	Variance from Original:		+0d (0%)	+0d (0%) 
Variance from Revised Schedule:			N/A 	

** The Contractor's last Update shows minor slippage, but Metro has not accepted the Critical Path and expects this slippage to be corrected



I-5 North County Enhancements

Safety

Project Hours: 226,353; Recordable Injury Rate: 1.76
vs. The National Average: 2.4.

Updates

- Overall Project progress is 22% complete.
- Construction Stage 1, Phase 1 & 2:
 - Partial Demolition/Pile Driving/Footing and Abutment/Bent Construction on several bridges.
 - Retaining Walls, Drainage, Barrier/Roadway Demo, Excavation, and Base Placement.
- Project Team continues to coordinate with stakeholders: Caltrans, Federal Highway Administration (FHWA), City of Santa Clarita, Los Angeles County, CHP, NPS, CDFW, and other local stakeholders.

Equity

- This project is not located within or adjacent to Equity Focus Communities.



Rain and snow conditions caused closures north and south of project



Paving Lean Concrete Base (LCB) in the Median On-Going



Structural Excavation for RW-2708



Carpentry work at Butte Canyon Bridge






April 2023 Construction Committee



Projects without Life of Project (LOP) Budget

- **105 Express Lanes**
- **G Line BRT Improvements Project**
- **East San Fernando Valley Transit Corridor**



105 Express Lanes

BUDGET				
		Approved Budget to Date	Previous Period	Current Forecast
	Pre-Construction	\$119.4 M	N/A	\$119.4m
	Project	\$119.4 M	N/A	\$780M - \$1B
	Variance from Approved Pre-Construction Budget:		\$0M (0%)	\$0M (0%) 
	Variance from Approved LOP:		\$0M (0%)	\$0M (0%) 
	Variance from Revised Budget:			N/A 

SCHEDULE			Revenue Operation	
	Original	Approved Rebaseline	Previous Period	Current Forecast
	N/A	N/A	N/A	Spring 2028
	Variance from Original:		+0d (0%)	+0d (0%) 
	Variance from Revised Schedule:		N/A	N/A 



105 Express Lanes

Safety

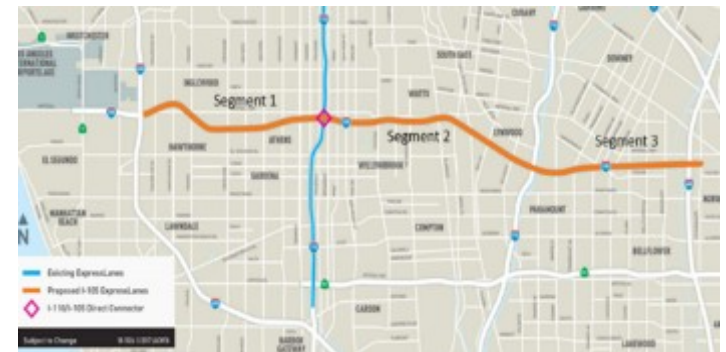
Project Construction Hours: 0; Recordable Injury Rate:
N/A vs. The National Average: 2.4.

Updates

- Design Seg 1 is 95%, Seg 2/3 35% complete.
- Progress:
 - Dominquez Channel existing highway easement and construction permit will be on LA County May '23 Board Meeting
 - Opinion of Probable Cost (OPCC) and Independent Cost Estimate (ICE) was submitted on Seg. 1.
 - ROM for Seg 2/3 has been received from CMGC contractor.
 - Seg. 1 100% design submittal scheduled for April 2023.
 - Workshops between 105 CMGC and WSAB team for construction and schedule coordination are ongoing.
 - Workshops between 105 CMGC and Metro MOW groups to discuss median construction work are ongoing.
 - Draft SB 1 funding allocation request was submitted to Caltrans
 - Staff updating the Traffic and Revenue Study.



Traffic on 105 Freeway Westbound



The Project Map

Equity

- 70% of the project is within or adjacent to Equity Focus Communities.



April 2023 Construction Committee

G Line BRT Improvements Project

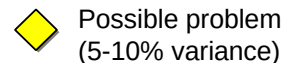
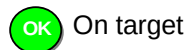
BUDGET	Approved Budget to Date			Previous Period	Current Forecast
	Pre-Construction	\$149.7M	\$149.7M	\$149.7M	\$149.7M
	Project	\$149.7M	N/A	\$392-511M	
	Variance from Approved Pre-Construction Budget:		\$0M (0%)	\$0M (0%)	
	Variance from Approved LOP:		\$0M (0%)	\$0M (0%)	
	Variance from Revised Budget:			\$0M	

* Project will work within the annual budget constraints until LOP is established.

SCHEDULE			Revenue Operation		
	Original	Approved Rebaseline	Previous Period	Current Forecast*	
	N/A	N/A	N/A	December 2026	
	Variance from Original:		+0d (0%)	+0d (0%)	
	Variance from Revised Schedule:			N/A	

* Current Forecast is Metro's Internal Schedule, Baseline schedule is not yet approved at time of update.

** Approved LOP only includes the Pre-Construction Budget. The project will request the remaining LOP budget upon award of the PDB Contract Phase 2.



Significant Impact (over 10% variance)

G Line BRT Improvements Project

Safety

Project Construction Hours: 0; Recordable Injury Rate:
N/A vs. The National Average: 2.4.

Updates

- **Progressive Design Build Contract**
 - 30% design underway for stormwater capture, grade separations and bike path improvements key elements
 - Technology Evaluation for gated intersections complete and proceeding into Proof of Concept phase with recommended cloud tech solution for gate activation
 - Geotech Investigations and Survey underway
- **Utility Owner-performed AURs**
 - Sepulveda – removal of poles and overhead wires pending PDB contractor installation of new power service.
 - Vesper – DWP crews completed cable pulling in August, Charter construction start pending City permit approval.
 - Sylmar – DWP undergrounding near completion. Charter planning to vacate line.
- **Property Acquisitions**
 - Eight acquisitions underway
 - Offers presented to owners between March 31, 2022, and May 24, 2022.
 - Board adopted the Resolution of Necessity for all properties in August 2022.

Equity



- 11 of 17 stations (65%) are within or adjacent to Equity Focus Communities.




Geotech- percolation testing for stormwater capture scope





East San Fernando Valley Transit Corridor

BUDGET	Approved Budget to Date			Previous Period	Current Forecast*
	Pre-Construction	\$496.9M		N/A	\$496.9M
	Proposed FFGA			N/A	\$2.8B - \$3.57B
	Variance from Approved Pre-Construction Budget:			\$0M (0%)	\$0M (0%)
	Variance from Approved LOP:			\$0M (0%)	\$0M (0%) 
	Variance from Revised Budget:				\$0M 



* Current cost forecast reflects 2023 Annual Program Evaluation. As PDB work progresses, final forecast will be confirmed.

SCHEDULE	Revenue Operation			
	Original	Approved Rebaseline	Previous Period	Current Forecast*
	N/A	N/A	N/A	2030
	Variance from Original:		+0d (0%)	+0d (0%) 
	Variance from Revised Schedule:			N/A 

* Current schedule forecast reflects Metro's Draft Baseline Schedule. Approval is pending.



East San Fernando Valley Transit Corridor

Safety

Project Hours*: 0; Recordable Injury Rate: N/A vs. The National Average: 2.4. *AUA inaugurals on February 16, 2023.

Updates

- **Design is 30% complete for systems, stations, MSF and utilities.**
- **Design is 60% complete for guideway and civil.**
- **Construction Management Support Services Contract**
 - Notice to Proceed (NTP) given to Arcadis / Mott MacDonald (AMM) Joint Venture November 4, 2022.
- **Maintenance and Storage Facility (Solar Energy & Storage)**
 - NTP on December 7, 2022 to PCS Energy LLC for the Public-private partnership (P3) Contract.
 - Maximum duration of 15 years, with three phases of work.
- **Advance Utility Adjustment (AUA) Contract DWP Design 1**
 - NTP on December 1, 2022 to W.A. Rasic Construction Company, Inc.
 - Field investigation work began February 16, 2023
- **Progressive Design Build Contract**
 - Progressive Design Build (PDB) Contract proposals received November 2022
 - Notice of Award was sent February 23, 2023
 - NTP on April 14, 2023
- **Property Appraisals underway**
 - Appraisal contracts awarded on August 11, 2022.
 - NTP in December 2022 to two real estate property appraisal firms, and three fixtures appraisal firms.
 - Appraisals commenced in January/February 2023.
 - Acquisition anticipates to commence in July/August 2023.

Equity

- 100% of the project is within or adjacent to Equity Focus Communities.



W.A. Rasic crew saw cutting pavement on Van Nuys Blvd. near Hartland St.



W.A. Rasic crew performing potholing on Van Nuys Blvd.



April 2023 Construction Committee

Measure M Independent Taxpayer Oversight Committee

Transit Projects Update

Allison Yoh, Executive Officer
June 7, 2023

Measure M Transit Projects



> Major Pillar Projects

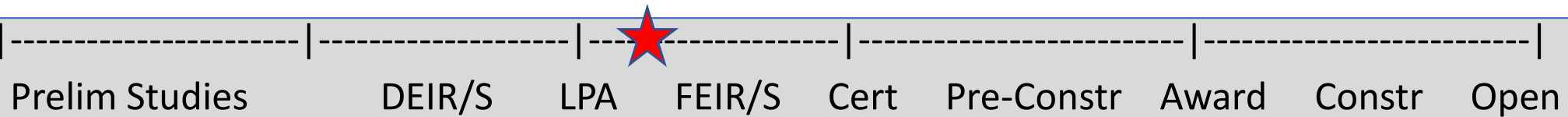
- A) West Santa Ana Branch
- B) Eastside Transit Corridor Phase 2
- C) Sepulveda Transit Corridor
- D) C (Green) Line Extension to Torrance

> Other Projects in Planning and Development

- North Hollywood to Pasadena*
- N. San Fernando Valley BRT*
- Vermont Transit Corridor
- K Line Northern Extension

** Transitioning to Program Management and Operations*

West Santa Ana Branch Transit Corridor



Current Phase	Most Recent Cost Estimate
EIR/EIS	\$7.1B (YOES) - IOS

Recent Activities

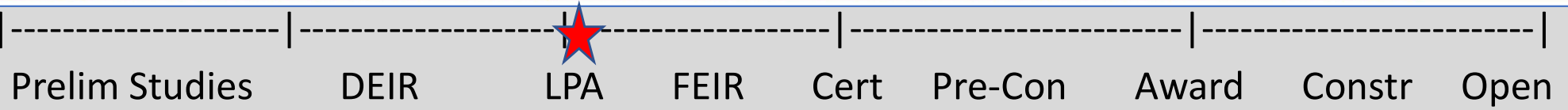
- Completion of 15% design (project definition) for Final EIS/EIR
- Board motion (March) to re-evaluate Project name; professional services in procurement
- Received \$10M in federal earmark
- FTA appointed Project Management Oversight Committee (PMOC)

Next Actions

- May: Public outreach on Final EIS/R design updates, Board action on contract modifications (COG, Eco-Rapid Transit, Cities)
- October: Finalize technical reports on design changes
- Spring 2024: Metro Board certification of Final EIR
- Summer 2024: FTA Record of Decision



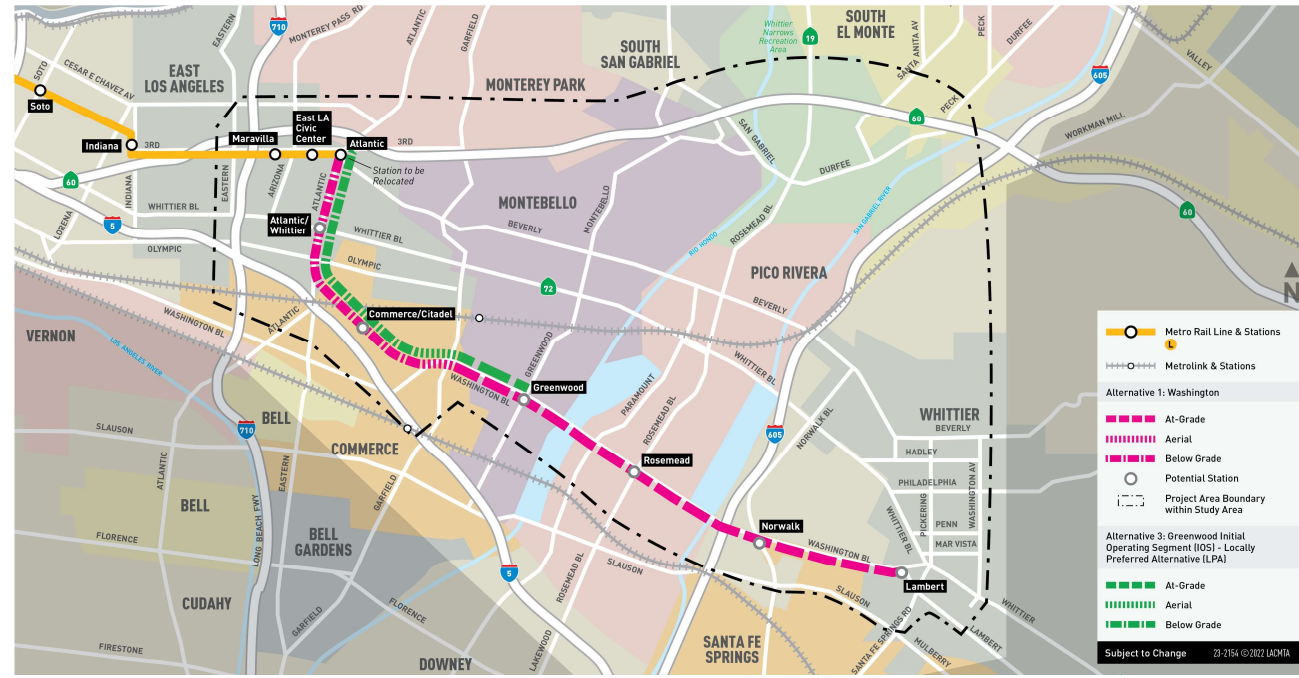
Eastside Transit Corridor Phase 2



Current Phase	Most Recent Cost Estimate
EIR/EIS	\$7.9B (YOES, 2031\$) – IOS

Recent Activities

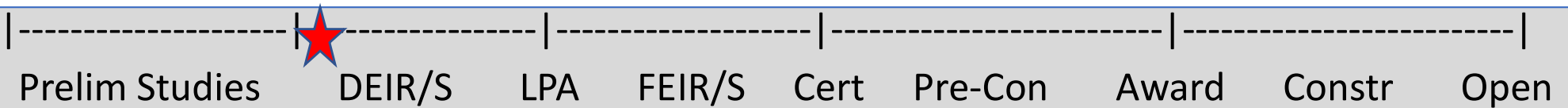
- Coordination with FTA to begin NEPA process
- Preparing a request over the next year to enter Project Development Phase
- Developing Cooperative Agreement with cities, conducting meetings with Washington Coalition
- Awarded \$35M from State TIRCP



Next Actions

- Community rail tours
- Summer 2023: Lidar surveying and geotechnical investigations along the alignment
- Working with FTA to determine appropriate level of NEPA documentation

Sepulveda Transit Corridor



Current Phase

EIR/EIS

Most Recent Cost Estimate

\$5.7B (2015\$)

Recent Activities

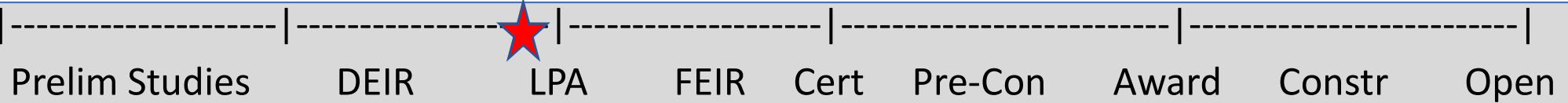
- Ongoing coordination between alternative designs and environmental analysis
- Continued engagement with other projects and with third party agencies
- Began the federal Planning and Environmental Linkages (PEL) meetings with agencies

Next Actions

- Continue to develop designs and prepare environmental technical studies
- Community meetings on performance of alternatives including travel time and ridership



C (Green) Line Extension to Torrance



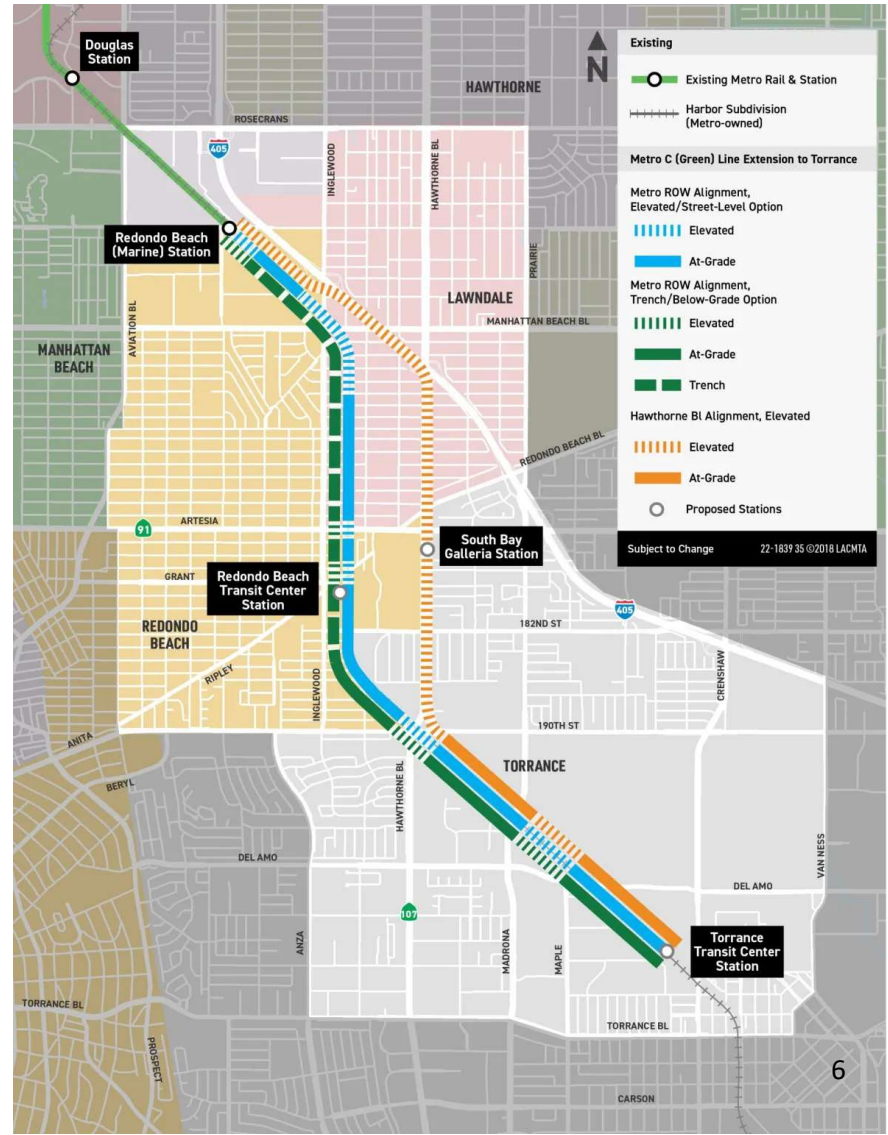
Current Phase	Most Recent Cost Estimate
EIR/EIS	\$891M (2015\$)

Recent Activities

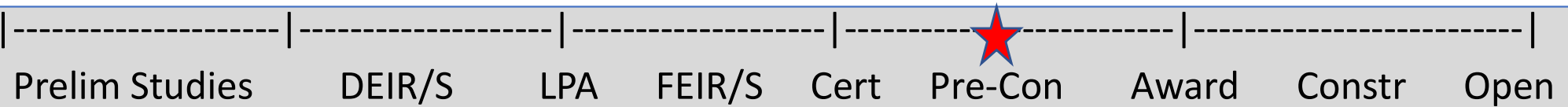
- Released Draft EIR and technical reports (cost, ridership, outreach) on January 26
- Held five public hearings in February
- Briefing key stakeholders on Draft EIR and collecting public comments until March 27 (close of 61-day comment period)

Next Actions

- Review public comments
- Prepare staff recommendations based on project objectives
- Early Fall 2023: Board selection of Locally Preferred Alternative (LPA)



North Hollywood to Pasadena BRT



Current Phase	Most Recent Cost Estimate
Pre-Construction	\$263M - \$386M (2015\$) - Capital



Recent Activities


- Preliminary engineering
- Meeting with each city on corridor to discuss project design
- Advancing project design (e.g., bus lanes, stations, transit signal priority, etc.)

Next Actions

- Mid-2023 – Procure technical services to develop First/Last Mile Plan
- Spring/Summer 2023 - Release RFP for project management support services and final design (transition to Program Management)



North San Fernando Valley BRT Improvements



Current Phase	Most Recent Cost Estimate
Pre-Construction	\$180M (2015\$)

Recent Activities

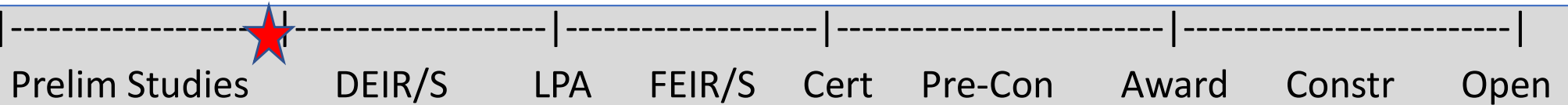
- Developed design of bus bulbs at select locations
- Initiated procurement of battery electric buses and charging infrastructure under Metro Operations
- Continuing to engage key stakeholders

Next Actions

- Initiate design of peak period bus only lanes
- Continue coordination with Streets LA on bus shelter implementation
- Continue transition of Project Implementation to Metro Service Development
- Continue key stakeholder engagement



Vermont Transit Corridor



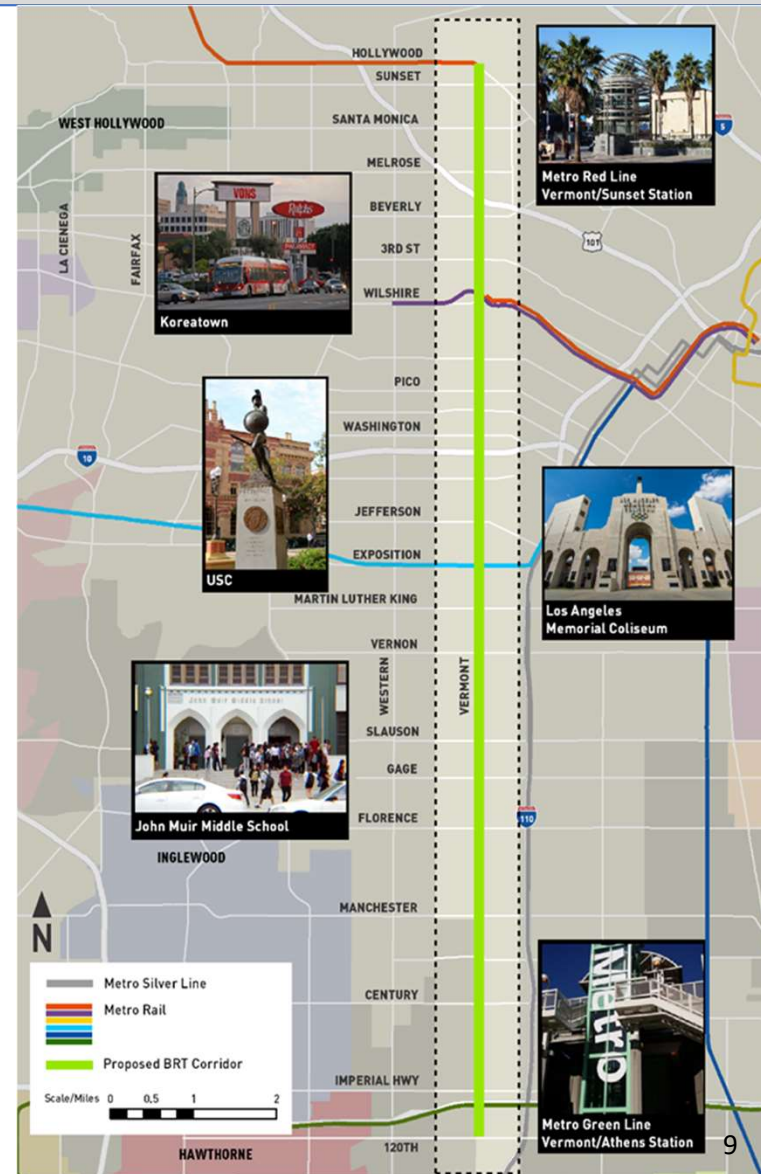
Current Phase	Most Recent Cost Estimate
Preliminary Studies	\$425M (2015\$)

Recent Activities

- Continued community/stakeholder engagement
- February 2023: Released RFP for planning and environmental studies for mid-term BRT and long-term rail improvements

Next Actions

- June 2023 (anticipated): Issue RFP for communications and outreach services
- Coordinate with Service Planning on near-term bus service improvements



Measure M Expenditure Plan Groundbreaking to Opening Dates

2020	2021	2022	2023	2024	2025	2026	2027	2028	2029	2030	2031	2032	2033	2034	2035	2036	2037	2038	2039	2040	2041	2042	2043	2044	2045	2046	2047	2048	2049	Measure M Opening Dates 3-Year Window			
Planning			NoHo to Pasadena BRT																										FY 2022 - 2024				
Planning			North SFV BRT																												FY 2023 - 2025		
Planning				LA River Path																											FY 2025 - 2027		
Planning				West Santa Ana Branch (Phase 1)						WSAB (Phase 1+Slauson) Approved by Board																						FY 2028 - 2030	
Planning								Vermont Corridor																								FY 2028 - 2030	
Planning							Green Line Extension to Torrance																									FY 2030 - 2032	
Planning								Sepulveda Transit Corridor (Phase 1)																									FY 2033 - 2035
Planning								Eastside Transit Corridor Phase 2																									FY 2035 - 2037
Planning				WSAB (Phase 2) - Slauson to LAUS																													FY 2041 - 2043
Planning				K Line Northern Extension																					FY 2047 - 2049								
																							Sepulveda Transit Corridor (Phase 2)								FY 2057 - 2059		

Measure M Independent Taxpayer Oversight Committee

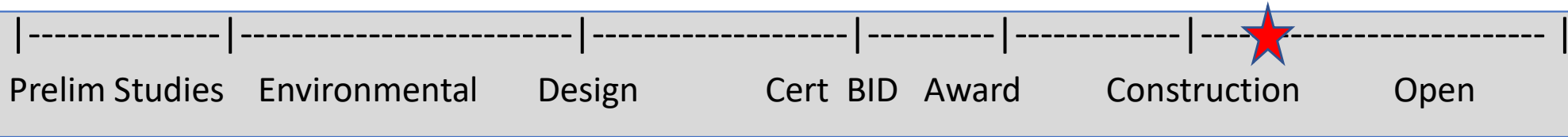
Complete Streets & Highway Project Updates

Nelli Derderian

Director, Finance & Administration

June 07, 2023

SR-71 Gap from I-10 to Rio Rancho Road (Southern Segment)



Current Phase	Phase Budget	Phase Spent To Date
Construction	\$148.10M	\$49.38M

Expenditures as of 03/31/23

Purpose and Scope

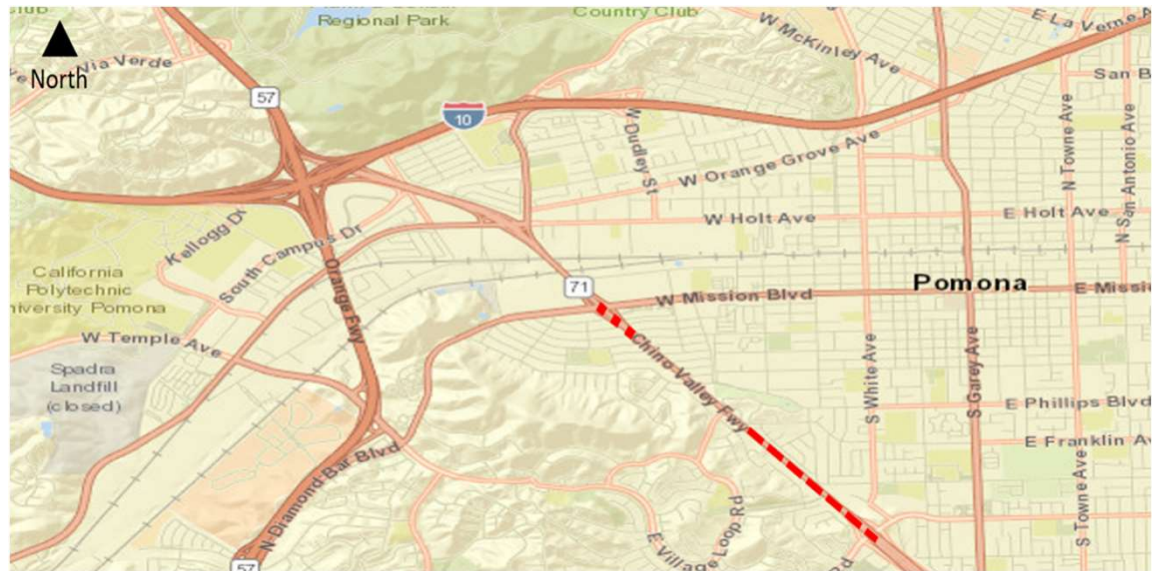
- **Caltrans-managed** project adding HOV lane between Mission Blvd & San Bernardino County Line.

Multimodal Elements

- N/A

Status

- Construction is 39% complete with anticipated completion by end of 2025; planned utility relocation was unsuccessful, new location is being sought and redesign of the utility pole
- Soft costs spent to date are from State and Federal funds.



Challenges

- Unsuccessful temporary construction easement (TCE) negotiations between utility company and private property owner for utility relocation
- New location in public ROW is being sought and redesigned to avoid tree.



SR-71 Gap from I-10 to Rio Rancho Road (Northern Segment)



Current Phase	Phase Budget	Phase Spent To Date
Design	\$40.40M	\$22.95M

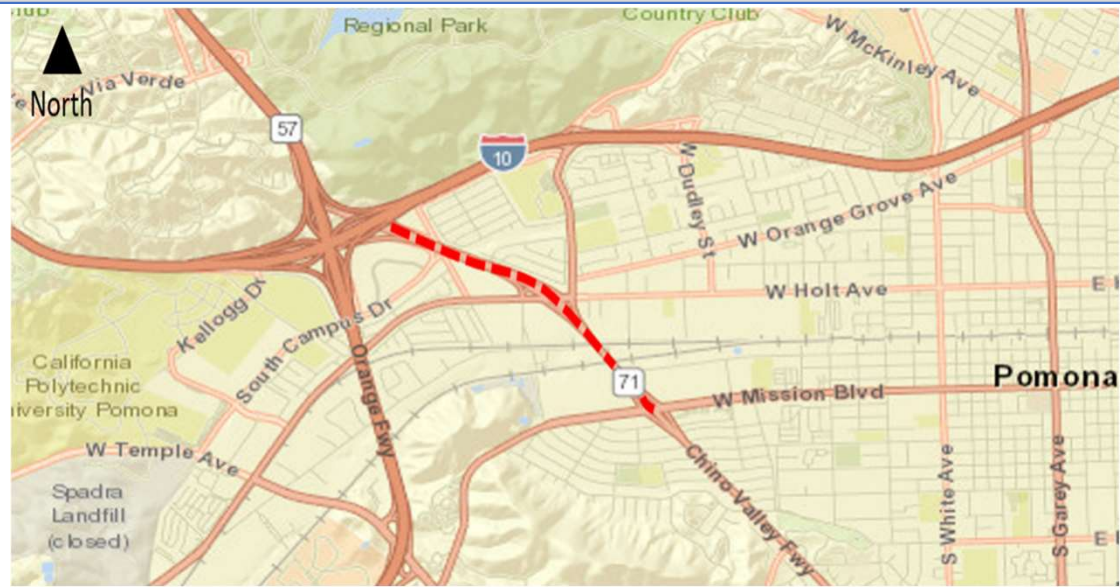
Expenditures as of 03/31/23

Purpose and Scope

- **Caltrans-managed** project adding HOV lane from I-10 to Mission Blvd.

Multimodal Elements

- Upgrade current pedestrian bridge to comply with current ADA requirements.



Status

- PS&E schedule pending resolution of project funding shortfall.
- Caltrans has identified significant cost increases and potential schedule delays in this Segment.
- Metro is coordinating with Caltrans and the San Gabriel Valley Council of Governments to identify potential solutions to complete the project.
- Soft costs spent to date are from State & Federal funds.

Challenges

- Utility & railroad coordination causing schedule delays.
- Funding shortfall of up to \$99 million (\$10M in Design and \$89M in Construction).



SR-57/SR-60 Interchange Improvements



Purpose and Scope

- Major operational/safety improvements including grade-separation of Grand Ave eastbound off-ramp.
- **Construction led by the San Gabriel Valley COG** with Metro and Caltrans oversight.

Multimodal Elements

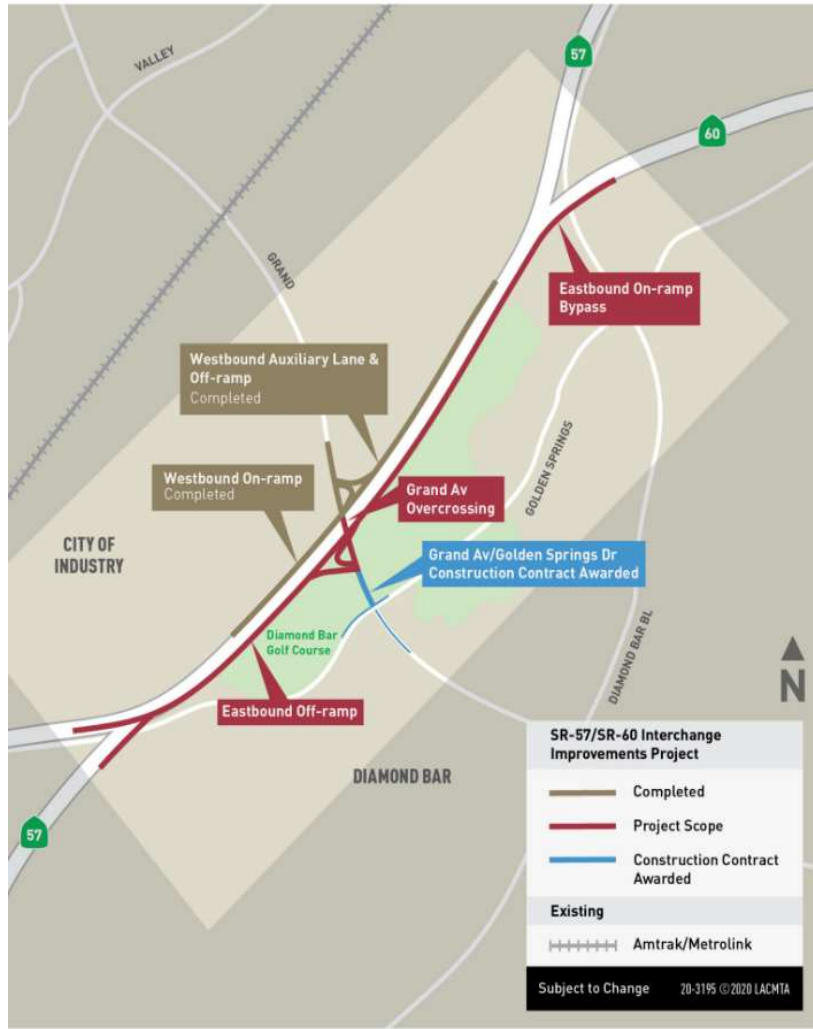
- Project includes improvements to local bridge, sidewalk and bicycle facilities.

Status

- Construction contract awarded on February 27, 2023.
- Construction Funding Agreement in progress, expected to be executed in May 2023.
- Property mitigation activity is progressing as scheduled.
- Groundbreaking scheduled for June 30, 2023.

Challenges

- Closing negotiations on required Right of Way.



I-405 South Bay Curve Improvements

Southbound Auxiliary Lanes; I-105 to Artesia



Purpose and Scope

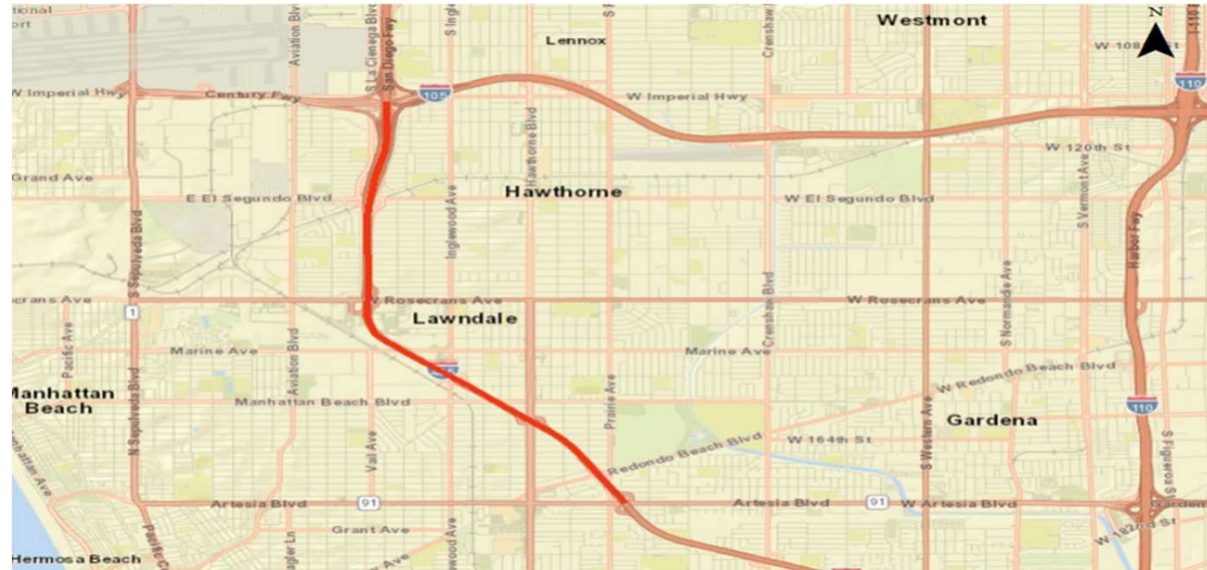
- Improve safety and operations by reducing freeway conflicts at high congestion on/off ramp locations.
- Northbound and Southbound Auxiliary lane improvements between freeway on/off ramps within Caltrans Right of Way.
- **Metro leading design phase.**

Multimodal Elements

- High visibility crosswalks;
- Pedestrian flashing beacons;
- Pedestrian and cyclist signage.

Status

- 65% design plans submitted to Caltrans in April 2023.
- Anticipating 95% design submittal by Spring 2024.

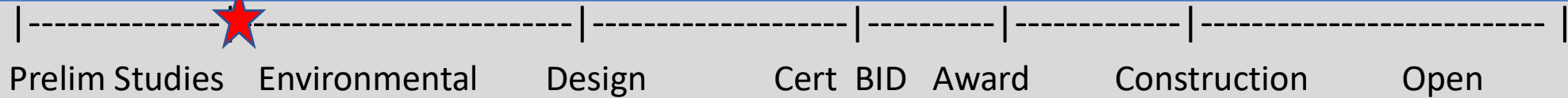


Challenges

- Construction phase is not fully funded.

I-405 South Bay Curve Improvements

I-110 to Wilmington – Auxiliary Lanes



Purpose and Scope

- Improve freeway operations and safety.
- Spans across both directions of I-405 through construction of auxiliary lanes between on- and off-ramps to improve merging and diverging vehicle movements.
- **Metro leading environmental phase.**

Multimodal Elements

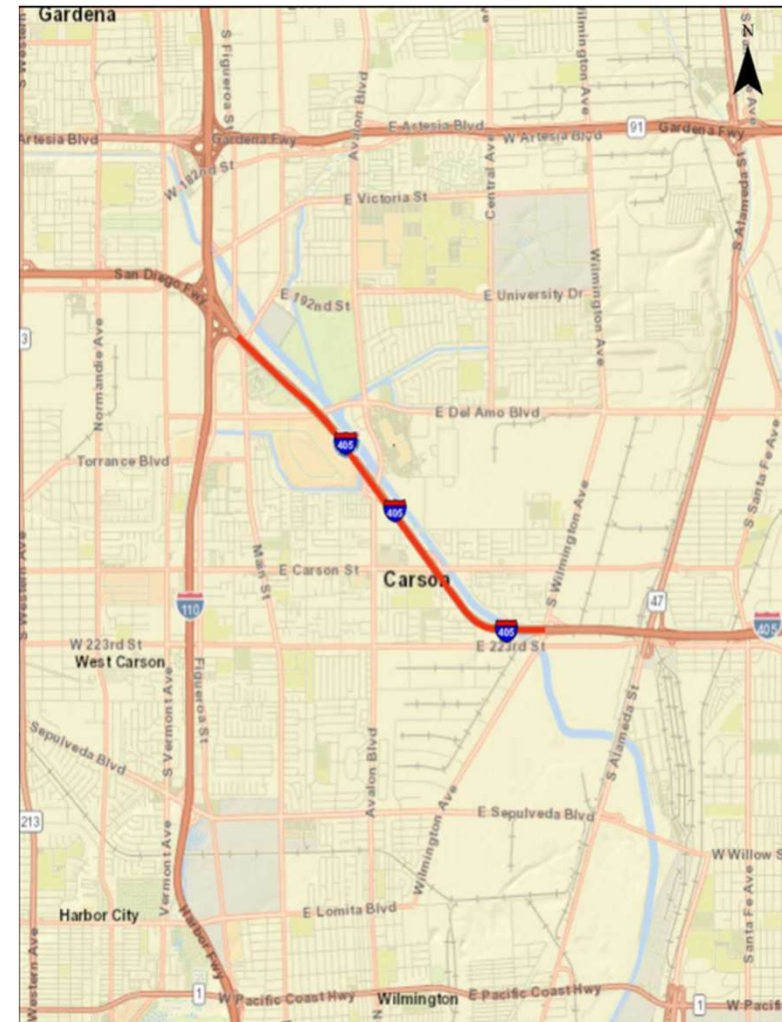
- Project will include ramp termini improvements (e.g., continental crosswalks, leading pedestrian intervals, bike boxes, etc.).
- May include other pedestrian/bicycle and transit stop improvements.

Status

- Environmental phase projected to start in June 2023.
- Project being scoped in collaboration with City of Carson and Caltrans in accordance with Objectives for Multi-Modal Highway Investment.

Challenges

- VMT analysis and potential mitigation.
- Construction phase is not fully funded.



SR-14 Improvements – North County



Prelim Studies

Environmental

Design

Cert BID

Award

Construction

Open

Purpose and Scope

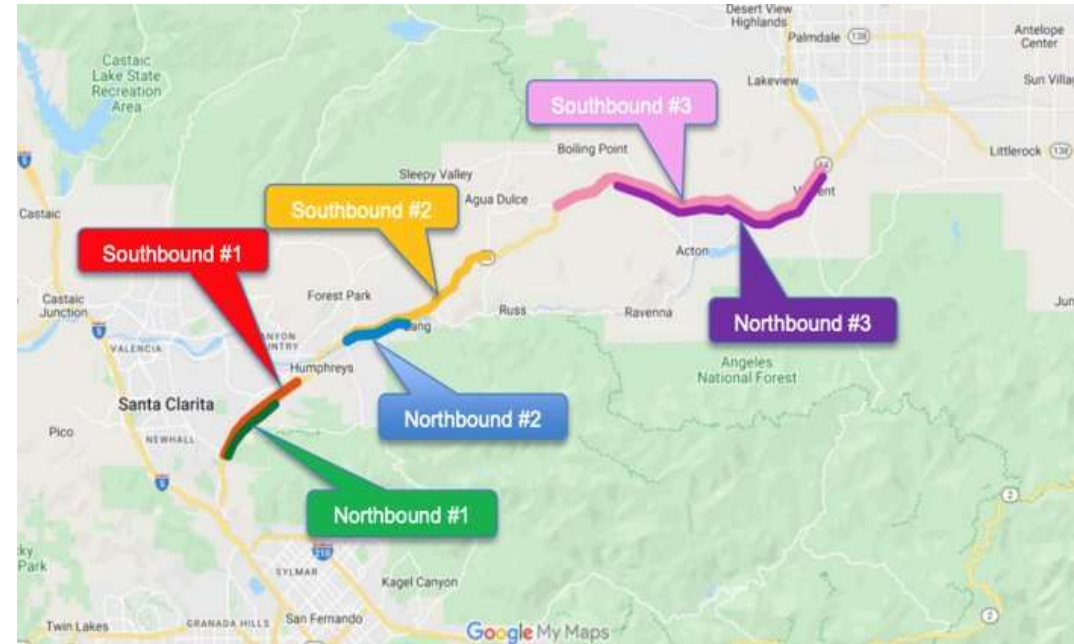
- Project Limits - Newhall Ave undercrossing to Pearblossom Highway.
- Address traffic safety concerns (higher than state average incident rates).
- Improvements may include lane additions (where there are gaps), realigning ramps, widening structures, constructing retaining walls and modifying drainage.
- **Metro leading environmental phase.**

Multimodal Elements

- Environmental document will evaluate a broad range of alternatives that will be inclusive of multimodal elements (e.g., commuter rail, bike, ped improvements).

Status

- North county Transportation Commission allocated \$4.7M in Measure M funds for Environmental Phase.
- Environmental Phase expected to start in May 2023 using the Multimodal Highway On-Call.



Challenges

- VMT analysis and potential mitigation.



Metro

Los Angeles County
Metropolitan Transportation
Authority
One Gateway Plaza
3rd Floor Board Room
Los Angeles, CA

Board Report

File #: 2023-0292, **File Type:** Oral Report / Presentation

Agenda Number: 7.

MEASURE M INDEPENDENT TAXPAYER OVERSIGHT COMMITTEE JUNE 7, 2023

SUBJECT: MEASURE M ACTIVE TRANSPORTATION UPDATES

RECEIVE oral report on Measure M Active Transportation Updates.

ATTACHMENTS

Attachment A - Presentation



Metro is making it easier to walk, bike, and roll.

ACTIVE TRANSPORTATION UPDATES

MEASURE M INDEPENDENT TAXPAYER OVERSIGHT COMMITTEE

JUNE 7, 2023



Measure M Funding

- > The Measure M expenditure plan funds three primary classifications of active transportation (AT) projects:

Category	MM Project Name	MM Line Item(s)	Project Design/ Construction Lead
<i>Interjurisdictional Capital Projects</i>	LA River Waterway & System Bike Path	13	Metro
	Complete LA River Bike Path	14	Local (LABOE)
<i>Non-competitive subregional AT grants</i>	Multiyear Subregional Programs (MSP)	51-56, 59, 66, 71	Local (Subregion/ Jurisdiction)
<i>Competitive countywide AT grants</i>	Metro Active Transport, Transit 1st/Last Mile Program	47	Local*

*Metro supporting design in several projects receiving MAT grant funding



Expenditure Plan AT Projects

> Two LA River Projects

- LA River Waterway & System Bikepath (Central Cities portion) (#13)
- Complete LA River Bikepath (San Fernando Valley portion) (#14)

For Reference Only	Project (Final Project to be Defined by the Environmental Process)	Notes	Schedule of Funds Available		Subregion*	2016 - 2017 Local, State, Federal, Other Funding 2015\$	Measure M Funding 2015\$	Most Recent Cost Estimate 2015\$**	Modal Code
			Ground-breaking Start Date ¹	Expected Opening Date (3 year range)					
	Expenditure Plan Major Projects			1 st yr of Range					
1	Airport Metro Connect 96th St, Station/Green Line Ext LAX	a,p	FY 2018	CY 2021	sc	\$233,984	\$347,016	\$581,000	T
2	Westside Purple Line Extension Section 3	b	FY 2018	FY 2024	w	\$986,139	\$994,251	\$1,980,390	T
3	High Desert Multi-Purpose Corridor (HDMC)	q	FY 2019	FY 2021	nc	\$100,000	\$170,000	\$270,000	H
4	I-5 N Cap. Enhancements (SR-14 to Lake Hughes Rd)	o	FY 2019	FY 2023	nc	\$544,080	\$240,000	\$784,080	H
5	Gold Line Foothill Extension to Claremont	c	FY 2019	FY 2025	sg	\$78,000	\$1,019,000	\$1,097,000	T
6	Orange Line BRT Improvements	n	FY 2019	FY 2025	sf	\$0	\$286,000	\$286,000	T
7	BRT Connector Orange/Red Line to Gold Line	o	FY 2020	FY 2022	av	\$0	\$240,300	\$240,300	T
8	BRT Connector Orange/Red Line to Gold Line	o	FY 2020	FY 2022	sf	\$0	\$26,700	\$26,700	T
9	East SF Valley Transit Corridor Project	d	FY 2021	FY 2027	sf	\$520,500	\$810,500	\$1,331,000	T
10	West Santa Ana Transit Corridor LRT	b,d	FY 2022	FY 2028	gc	\$500,000	\$535,000	\$1,035,000	T
11	Crenshaw/LAX Track Enhancement Project	e,p	FY 2022	FY 2026	sc	\$0	\$49,599	\$49,599	T
12	SR-71 Gap from I-10 to Rio Rancho Rd.	e,p	FY 2022	FY 2026	sg	\$26,443	\$248,557	\$275,000	H
13	LA River Waterway & System Bikepath		FY 2023	FY 2025	cc	\$0	\$365,000	\$365,000	H
14	Complete LA River Bikepath		FY 2023	FY 2025	sf	\$0	\$60,000	\$60,000	H
15	Sepulveda Pass Transit Corridor (Ph 1)	b,f	FY 2024	FY 2026	sf	\$0	\$130,000	\$130,000	H
16	Sepulveda Pass Transit Corridor (Ph 1)	b,f	FY 2024	FY 2026	w	\$0	\$130,000	\$130,000	H
17	Vermont Transit Corridor	o	FY 2024	FY 2028	cc	\$400,000	\$25,000	\$425,000	T
18	SR-57/SR-60 Interchange Improvements	d	FY 2025	FY 2031	sg	\$565,000	\$205,000	\$770,000	H
19	Green Line Extension to Crenshaw Blvd in Torrance	d,g	FY 2026	FY 2030	sb	\$272,000	\$619,000	\$891,000	T
20	I-710 South Corridor Project (Ph 1)	d,h	FY 2026	FY 2032	gc	\$150,000	\$250,000	\$400,000	H
21	I-105 Express Lane from I-405 to I-605	p	FY 2027	FY 2029	sc	\$0	\$175,000	\$175,000	H

> MAT Countywide Grant Program (#47)

> Multiyear Subregional Programs (#51-56, 59, 66, 71)

For Reference Only	Project (Final Project to be Defined by the Environmental Process)	Notes	Schedule of Funds Available		Subregion*	2016 - 2017 Local, State, Federal, Other Funding 2015\$	Measure M Funding 2015\$	Most Recent Cost Estimate 2015\$**	Modal Code
			Ground-breaking Start Date ¹	Expected Opening Date (3 year range)					
	Multi-Year Subregional Programs			1 st yr of Range					
47	Metro Active Transport, Transit 1st/Last Mile Program	p	FY 2018	FY 2057	sc	\$0	\$857,500	\$857,500	H
48	Visionary Project Seed Funding	p	FY 2018	FY 2057	sc	\$0	\$20,000	\$20,000	T
49	Street Car and Circulator Projects	k,p	FY 2018	FY 2022	sc	\$0	\$35,000	\$35,000	T
50	Transportation System and Mobility Improve. Program		FY 2018	FY 2032	sb	\$0	\$293,500	\$293,500	H
51	Active Transportation 1st/Last Mile Connections Prog.		FY 2018	FY 2057	w	\$0	\$361,000	\$361,000	H
52	Active Transportation Program		FY 2018	FY 2057	nc	\$0	\$264,000	\$264,000	H
53	Active Transportation Program		FY 2018	FY 2057	gc	\$0	TBD	TBD	H
54	Active Transportation Program (Including Greenway Proj.)		FY 2018	FY 2057	sg	\$0	\$231,000	\$231,000	H
55	Active Transportation, 1st/Last Mile, & Mobility Hubs		FY 2018	FY 2057	cc	\$0	\$215,000	\$215,000	H
56	Active Transportation, Transit, and Tech. Program		FY 2018	FY 2032	lvm	\$0	\$32,000	\$32,000	T
57	Highway Efficiency Program	b	FY 2018	FY 2032	lvm	\$0	\$133,000	\$133,000	H
58	Bus System Improvement Program		FY 2018	FY 2057	sg	\$0	\$55,000	\$55,000	T
59	First/Last Mile and Complete Streets		FY 2018	FY 2057	sg	\$0	\$198,000	\$198,000	H
60	Highway Demand Based Prog. (HOV Ext. & Connect.)		FY 2018	FY 2057	sg	\$0	\$231,000	\$231,000	H
61	I-605 Corridor "Hot Spot" Interchange Improvements		FY 2018	FY 2057	gc	\$240,000	\$1,000,000	\$1,240,000	H
62	Modal Connectivity and Complete Streets Projects		FY 2018	FY 2057	av	\$0	\$202,000	\$202,000	H
63	South Bay Highway Operational Improvements		FY 2018	FY 2057	sb	\$600,000	\$500,000	\$1,100,000	H
64	Transit Program		FY 2018	FY 2057	nc	\$500,000	\$88,000	\$588,000	T
65	Transit Projects		FY 2018	FY 2057	av	\$0	\$257,100	\$257,100	T
66	Transportation System and Mobility Improve. Program		FY 2018	FY 2057	sb	\$0	\$350,000	\$350,000	H
67	North San Fernando Valley Bus Rapid Transit Improvements	p,s	FY 2019	FY 2023	sc	\$0	\$180,000	\$180,000	T
68	Subregional Equity Program	p,s	FY 2018	FY 2057	sc	TBD	TBD	\$1,196,000	T/H
69	Countywide BRT Projects Ph 1 (All Subregions)	i,p	FY 2020	FY 2022	sc	\$0	\$50,000	\$50,000	T
70	Countywide BRT Projects Ph 2 (All Subregions)	i,p	FY 2030	FY 2032	sc	\$0	\$50,000	\$50,000	T
71	Active Transportation Projects		FY 2033	FY 2057	av	\$0	\$136,500	\$136,500	H
	Los Angeles Safe Routes to School Initiative		FY 2033	FY 2057	sc	\$0	\$250,000	\$250,000	H



LA River Path – CC portion

- > Project led by Metro
 - 30% design completed for all three alternatives
 - Draft EIR anticipated release in Fall 2023 to clear three alternatives
 - 60 Days comment period for Draft EIR
 - Selection of single alternative in Summer 2024
 - Metro to lead final design, permitting and construction
 - Metro will not be financially responsible for O&M of completed project
- > \$365 M in Measure M funding



Looking south: near Riverside Drive

LA River Path - SFV Portion

- > Design, construction, operation & maintenance for all segments led by City of LA with Metro support
- > \$60 M in Measure M funding across 9 segments

Segment	Name	Lead Agency	Status
1	Vanalden to White Oak	LABOE	Design
2	White Oak to Balboa	LABOE	Design
3, 4	Balboa to Sepulveda	LABOE	Pre-Design
5	Kester to Hazeltine	LABOE	Pre-Design
6	Hazeltine to Woodman	LABOE	Pre-Design
7	Woodman to Coldwater Canyon	LABOE	Pre-Design
8	Whitsett to Lankershim	LABOE	Pre-Design
9	Barham to Forest Lawn Drive	LABOE	Pre-Design



Measure M Program Breakdown

> Funding for Active Transportation projects divided between two programs under the Highway, Active Transportation, Complete Streets Subfund

- **Active Transportation Program (2%)**
 - LA River Waterway & System Bike Path (CC)
 - Metro Active Transportation (MAT) Program
- **Highway Program (17%)**
 - LA River Waterway & System Bike Path (CC)
 - Complete LA River Bike Path (SFV)
 - Multiyear Subregional Programs (MSP)

Subfund	Program	% of Sales Tax (net of Admin)	First Year Amount (FY 2018)	FY 2018 - FY 2032 (15 Years)	FY 2033 - FY 2047 (15 Years)	FY 2048 - FY 2057 (10 Years)	FY 2018 - FY 2057 (40 Years)
Transit Operating & Maintenance	Metro Rail Operations ¹	5%	\$ 42	\$ 850	\$ 2,320	\$ 2,810	\$ 5,980
	Transit Operations ² (Metro & Municipal Providers)	20%	\$ 169	\$ 3,400	\$ 9,280	\$ 11,240	\$ 23,920
	ADA Paratransit for the Disabled; Metro Discounts for Seniors and Students	2%	\$ 17	\$ 340	\$ 930	\$ 1,120	\$ 2,390
Transit, First/Last Mile (Capital)	Transit Construction (Includes System Connectivity Projects - Airports, Union Station, and Countywide BRT)	35%	\$ 296	\$ 5,960	\$ 16,230	\$ 19,670	\$ 41,860
	Metro State of Good Repair ⁵	2%	\$ 17	\$ 340	\$ 930	\$ 1,120	\$ 2,390
Highway, Active Transportation, Complete Streets (Capital)	Highway Construction (includes System Connectivity Projects - Ports, Highway Congestion Programs, Goods Movement)	17%	\$ 144	\$ 2,890	\$ 7,880	\$ 9,560	\$ 20,330
	Metro Active Transportation Program (Bicycle, Pedestrian, Complete Streets)	2%	\$ 17	\$ 340	\$ 930	\$ 1,120	\$ 2,390
Local Return / Regional Rail	Local Return - Base ³ (Local Projects and Transit Services)	16%	\$ 136	\$ 2,720	\$ 7,420	\$ 8,990	\$ 19,130
	Local Return / Regional Rail (Beginning FY 2040) ⁴				\$ 690	\$ 2,240	\$ 2,930
	Regional Rail	1%	\$ 8	\$ 170	\$ 460	\$ 560	\$ 1,200
TOTAL PROGRAMS			\$ 847	\$ 17,010	\$ 46,380	\$ 56,190	\$ 119,590
Administration /Local Return	0,5% for Administration	0,5%	\$ 4	\$ 85	\$ 230	\$ 280	\$ 600
	1,0% Local Return ³	1,0%	\$ 8	\$ 170	\$ 460	\$ 560	\$ 1,200
GRAND TOTAL			\$ 860	\$ 17,265	\$ 47,070	\$ 57,030	\$ 121,390



Measure M Expenditures to Date – AT 2%

Line	Project	MM Funding*	Expenditures (FY18-FY22)
<i>Major Capital Projects</i>			
13	LA River Waterway & System Bike Path (CC)	\$40 M	\$13 M
<i>MAT (Competitive grant program)</i>			
47	Metro Active Transport, Transit 1st/Last Mile Program	\$857 M	\$6 M

*Funding in 2015 \$



Measure M Expenditures to Date – *Highway 17%*

Line	Project	MM Funding*	Expenditures (FY18-FY22)
<i>Major Capital Projects</i>			
13	LA River Waterway & System Bike Path (CC)	\$325 M	\$5 M
14	Complete LA River Bike Path (SFV)	\$60 M	\$0
<i>Multiyear Subregional Programs (MSP) – AT Exclusive</i>			
51	Westside Cities Active Transportation 1st-Last Mile Connections Program	\$361 M	\$5 M
52	North County Active Transportation Program	\$264 M	\$7 M
54	SGV Active Transportation Program	\$231 M	\$7 M
55	Central City Active Transportation 1st-Last Mile & Mobility Hubs	\$215 M	\$0
59	SGV First Last Mile & Complete Streets	\$198 M	\$6 M
62	AV Modal Connectivity & Complete Streets Projects	\$202 M	\$4 M
71	AV Active Transportation Projects	\$137 M	\$4 M

Measure M Expenditures to Date – Highway 17%

Line	Project	MM Funding*	Expenditures (FY18-FY22)
<i>Multiyear Subregional Programs (MSP) – AT Inclusive</i>			
56	Las Virgenes Malibu Active Transportation, Transit, and Tech. Program**	\$32 M	\$19 M
50,66	South Bay Transportation System & Mobility Improvement Program**	\$644 M	\$76 M

*Funding in 2015 \$

**Not exclusively for active transportation



AT Funding Summary by Project/Program

Line Item	Project Name	MM AT 2% Funding	MM Highway 17% Funding
13	LA River Waterway & System Bike Path (CC)	\$40 M	\$325 M
14	Complete LA River Bike Path		\$60 M
47	Metro Active Transport, Transit 1st/Last Mile Program	\$857 M	
51-55, 59, 62, 71	MSP Projects (AT Exclusive)		\$1.64 B
50, 56, 66	MSP Projects (AT Inclusive)		\$676 M
TOTAL		\$897 M	\$2.701 B



Thank you



Jan Yonan, *Transportation Associate*
Metro
One Gateway Plaza, MS 99-22-6
Los Angeles, CA 90012



213.547.4277



yonanj@metro.net



metro.net/about/active-transportation/



@metrolosangeles



losangelesmetro

