



**Metro**

*Virtual Online Meeting*

*Watch online: <http://boardagendas.metro.net> OR*

*Listen by phone: Dial +1 (877) 422-8614 and enter extension 3490115#*

**Agenda - Final**

**Thursday, June 18, 2020**

**9:00 AM**

Comments can be made via:

Web: <http://boardagendas.metro.net>

Email: [jacksonm@metro.net](mailto:jacksonm@metro.net)

Post Office Mail:

Board Secretary's Office

One Gateway Plaza

MS: 99-3-1

Los Angeles, CA 90012

**Operations, Safety, and Customer Experience  
Committee**

*Mike Bonin, Chair*

*Mark Ridley-Thomas, Vice Chair*

*Jacquelyn Dupont-Walker*

*John Fasana*

*Robert Garcia*

*John Bulinski, non-voting member*

*Phillip A. Washington, Chief Executive Officer*

**METROPOLITAN TRANSPORTATION AUTHORITY BOARD RULES**  
**(ALSO APPLIES TO BOARD COMMITTEES)**

**PUBLIC INPUT**

A member of the public may address the Board on agenda items, before or during the Board or Committee's consideration of the item for one (1) minute per item, or at the discretion of the Chair. A request to address the Board must be submitted electronically using the tablets available in the Board Room lobby. Individuals requesting to speak will be allowed to speak for a total of three (3) minutes per meeting on agenda items in one minute increments per item. For individuals requiring translation service, time allowed will be doubled. The Board shall reserve the right to limit redundant or repetitive comment.

The public may also address the Board on non agenda items within the subject matter jurisdiction of the Board during the public comment period, which will be held at the beginning and/or end of each meeting. Each person will be allowed to speak for one (1) minute during this Public Comment period or at the discretion of the Chair. Speakers will be called according to the order in which their requests are submitted. Elected officials, not their staff or deputies, may be called out of order and prior to the Board's consideration of the relevant item.

Notwithstanding the foregoing, and in accordance with the Brown Act, this agenda does not provide an opportunity for members of the public to address the Board on any Consent Calendar agenda item that has already been considered by a Committee, composed exclusively of members of the Board, at a public meeting wherein all interested members of the public were afforded the opportunity to address the Committee on the item, before or during the Committee's consideration of the item, and which has not been substantially changed since the Committee heard the item.

In accordance with State Law (Brown Act), all matters to be acted on by the MTA Board must be posted at least 72 hours prior to the Board meeting. In case of emergency, or when a subject matter arises subsequent to the posting of the agenda, upon making certain findings, the Board may act on an item that is not on the posted agenda.

**CONDUCT IN THE BOARD ROOM** - The following rules pertain to conduct at Metropolitan Transportation Authority meetings:

**REMOVAL FROM THE BOARD ROOM** The Chair shall order removed from the Board Room any person who commits the following acts with respect to any meeting of the MTA Board:

- a. Disorderly behavior toward the Board or any member of the staff thereof, tending to interrupt the due and orderly course of said meeting.
- b. A breach of the peace, boisterous conduct or violent disturbance, tending to interrupt the due and orderly course of said meeting.
- c. Disobedience of any lawful order of the Chair, which shall include an order to be seated or to refrain from addressing the Board; and
- d. Any other unlawful interference with the due and orderly course of said meeting.

**INFORMATION RELATING TO AGENDAS AND ACTIONS OF THE BOARD**

Agendas for the Regular MTA Board meetings are prepared by the Board Secretary and are available prior to the meeting in the MTA Records Management Department and on the Internet. Every meeting of the MTA Board of Directors is recorded and is available at [www.metro.net](http://www.metro.net) or on CD's and as MP3's for a nominal charge.

## DISCLOSURE OF CONTRIBUTIONS

The State Political Reform Act (Government Code Section 84308) requires that a party to a proceeding before an agency involving a license, permit, or other entitlement for use, including all contracts (other than competitively bid, labor, or personal employment contracts), shall disclose on the record of the proceeding any contributions in an amount of more than \$250 made within the preceding 12 months by the party, or his or her agent, to any officer of the agency, additionally PUC Code Sec. 130051.20 requires that no member accept a contribution of over ten dollars (\$10) in value or amount from a construction company, engineering firm, consultant, legal firm, or any company, vendor, or business entity that has contracted with the authority in the preceding four years. Persons required to make this disclosure shall do so by filling out a "Disclosure of Contribution" form which is available at the LACMTA Board and Committee Meetings. Failure to comply with this requirement may result in the assessment of civil or criminal penalties.

## ADA REQUIREMENTS

Upon request, sign language interpretation, materials in alternative formats and other accommodations are available to the public for MTA-sponsored meetings and events. All requests for reasonable accommodations must be made at least three working days (72 hours) in advance of the scheduled meeting date. Please telephone (213) 922-4600 between 8 a.m. and 5 p.m., Monday through Friday. Our TDD line is (800) 252-9040.

## LIMITED ENGLISH PROFICIENCY

A Spanish language interpreter is available at all Committee and Board Meetings. All other languages must be requested 72 hours in advance of the meeting by calling (213) 922-4600 or (323) 466-3876.



**323.466.3876**

x2 *Español (Spanish)*

x3 *中文 (Chinese)*

x4 *한국어 (Korean)*

x5 *Tiếng Việt (Vietnamese)*

x6 *日本語 (Japanese)*

x7 *русский (Russian)*

x8 *Հայերէն (Armenian)*

## HELPFUL PHONE NUMBERS

Copies of Agendas/Record of Board Action/Recordings of Meetings - (213) 922-4880 (Records Management Department)

General Information/Rules of the Board - (213) 922-4600

Internet Access to Agendas - [www.metro.net](http://www.metro.net)

TDD line (800) 252-9040

**NOTE: ACTION MAY BE TAKEN ON ANY ITEM IDENTIFIED ON THE AGENDA**

## CALL TO ORDER

### ROLL CALL

14. **SUBJECT: OPERATIONS EMPLOYEES OF THE MONTH** [2020-0371](#)

**RECOMMENDATION**

RECOGNIZE Operations Employees of the Month

15. **SUBJECT: ORAL REPORT ON COVID-19 SERVICE UPDATE** [2020-0372](#)

**RECOMMENDATION**

RECEIVE oral report on Covid-19 Service Update

16. **SUBJECT: MEMBERSHIP ON METRO'S REGIONAL SERVICE COUNCILS** [2020-0089](#)

**RECOMMENDATION**

APPROVE nominees for membership on Metro's Gateway Cities, San Fernando Valley, San Gabriel Valley, South Bay Cities and Westside Central Service Councils

**Attachments:** [Attachment A - Listing of Qualifications](#)  
[Attachment B - Nomination Letters](#)

17. **SUBJECT: FIRE-LIFE SAFETY SYSTEMS TESTING AND CERTIFICATION SERVICES** [2020-0316](#)

**RECOMMENDATION**

AUTHORIZE the Chief Executive Officer to execute Modification No. 6 to Contract No. OP5766200 with Link-Nilsen Corporation, for Fire-Life Safety Systems Testing and Certification services to exercise option year two in an amount not to exceed \$836,474, increasing the total contract value from \$3,462,243 to \$4,298,717 and extending the contract term from September 15, 2020 to September 15, 2021.

**Attachments:** [Attachment A - Procurement Summary](#)  
[Attachment B - Contract Modification/Change Order Log](#)  
[Attachment C - DEOD Summary](#)

---

18. **SUBJECT: MONTHLY UPDATE ON TRANSIT SAFETY AND SECURITY PERFORMANCE**

[2020-0377](#)

**RECOMMENDATION**

RECEIVE AND FILE Transit Safety and Security Report

**Attachments:**      [Attachment A - System-Wide Law Enforcement Overview April & May 2020](#)  
[Attachment B - MTA Supporting Data April & May 2020](#)  
[Attachment C - Key Performance Indicators April & May 2020](#)  
[Attachment D - Transit Police Summary April & May 2020](#)  
[Attachment E - Homeless Update April 2020](#)

(ALSO ON EXECUTIVE MANAGEMENT COMMITTEE)

19. **SUBJECT: COMPREHENSIVE PRICING STUDY**

[2020-0386](#)

**RECOMMENDATION**

RECEIVE AND FILE status report on the recently initiated Comprehensive Pricing Study.

(ALSO ON EXECUTIVE MANAGEMENT COMMITTEE)

28. **SUBJECT: METRO RED LINE SCADA REPLACEMENT**

[2020-0348](#)

**RECOMMENDATION**

AUTHORIZE:

- A. The Chief Executive Officer to increase the Contract Modification Authority (CMA) specific to Contract No. OP39603035 with ARINC Control and Information Systems (ARINC) in the amount of \$3,357,496 increasing the total authorized contract amount from \$15,551,028 to \$18,908,524.
  
- B. The Chief Executive Officer to execute contract modifications up to the Board-approved CMA in an amount not to exceed \$18,908,524.
  
- C. The purchase of additional coverage on the existing \$15,000,000 supplemental project insurance in excess of ARINC's limited liability in an amount not-to-exceed \$700,000. This action increases the total coverage cost from \$1,449,000 to \$2,149,000;
  
- D. An extension to the period of performance of Contract OP39603035 to December 31, 2021 to allow for SCADA-related work on the CLAX/AMC Station to be completed under this Contract.

---

Attachments:      [Attachment A - Procurement Summary](#)  
                                 [Attachment B - Contract Modification Log](#)  
                                 [Attachment C - DEOD Summary](#)

**35. SUBJECT:      REPORT BACK ON USE OF FORCE POLICY FOLLOWED      [2020-0419](#)**  
                                 **BY METRO POLICING CONTRACTORS AND EMPLOYEES**

**RECOMMENDATION**

APPROVE Motion by Directors Hahn, Solis, and Butts that the Board direct the Chief Executive Officer in conjunction with the Chief of Metro's Systems Security and Law Enforcement, Executive Officer of Equity and Race, and Office of Civil Rights, to report back to the Board in 90 days with the following:

- A. A review of the training and use of force policies followed by our policing partners and security contract personnel;
- B. A review of training and use of force policies for our Metro Transit Security Guards and provide reform recommendations; and
- C. Recommendations on how to further reform policing at Metro and reallocate resources for homelessness outreach and services in preparation for the expiration of existing policing contracts.

(ALSO ON EXECUTIVE MANAGEMENT COMMITTEE)

**SUBJECT:      GENERAL PUBLIC COMMENT      [2020-0395](#)**

RECEIVE General Public Comment

Consideration of items not on the posted agenda, including: items to be presented and (if requested) referred to staff; items to be placed on the agenda for action at a future meeting of the Committee or Board; and/or items requiring immediate action because of an emergency situation or where the need to take immediate action came to the attention of the Committee subsequent to the posting of the agenda.

**COMMENTS FROM THE PUBLIC ON ITEMS OF PUBLIC INTEREST WITHIN COMMITTEE'S SUBJECT MATTER JURISDICTION**

**Adjournment**



Board Report

File #: 2020-0089, File Type: Appointment

Agenda Number: 16.

OPERATIONS, SAFETY AND CUSTOMER EXPERIENCE COMMITTEE  
JUNE 18, 2020

SUBJECT: MEMBERSHIP ON METRO’S REGIONAL SERVICE COUNCILS

ACTION: APPROVE NOMINATIONS

**RECOMMENDATION**

APPROVE nominees for membership on Metro’s Gateway Cities, San Fernando Valley, San Gabriel Valley, South Bay Cities and Westside Central Service Councils

**ISSUE**

Each Metro Service Council is comprised of nine Representatives that serve a term of three years; terms are staggered so that the terms of three of each Council’s nine members expire annually on June 30. Incumbent Representatives can serve additional terms if re-nominated by the nominating authority and confirmed by the Metro Board.

**DISCUSSION**

The individuals listed below have been nominated to serve by the Councils’ appointing authorities. If approved by the Board, these appointments will serve a three-year term or the remainder of the three-year term for a vacant seat. A brief listing of qualifications for the new nominees and the nomination letters from the nominating authorities are provided.

Metro seeks to appoint Service Council members reflective of the demographics of each respective region. Demographics of each Service Council region where these appointments are to be made is also provided with a comparison to the demographics of each Council’s members, should these appointments be approved is also provided.

Gateway Cities

The 2016 American Community Survey demographics of the Gateway Cities (GWC) Service Council region where these appointments are to be made as compared to the demographics of the membership of the Council with these appointments is as follows:

| Race           | Hispanic | White | Asian | Black | Other |
|----------------|----------|-------|-------|-------|-------|
| GWC Membership | 55%      | 45%   | 0%    | 0%    | 0%    |

|                            |        |        |       |       |      |
|----------------------------|--------|--------|-------|-------|------|
| <b>Region Demographics</b> | 65.20% | 15.20% | 9.00% | 8.30% | 2.3% |
|----------------------------|--------|--------|-------|-------|------|

The demographic makeup of the Gateway Cities Service Council with the appointment of these nominees will consist of five (5) Hispanic members and four (4) White members as self-identified by the members in terms of racial/ethnic identity. The gender breakdown of the Council will be five (5) men and four (4) women.

- A. Maria Davila, Gateway Cities Service Council, Re-Appointment  
Nominated by: Gateway Cities Council of Governments  
Term Ending: June 30, 2023
- B. Samuel Peña, Gateway Cities Service Council, Re-Appointment  
Nominated by: Gateway Cities Council of Governments  
Term Ending: June 30, 2023
- C. Sean Ashton, Gateway Cities Service Council, New Appointment  
Nominated by: Gateway Cities Council of Governments  
Term Ending: June 30, 2023

### San Fernando Valley

The 2016 American Community Survey demographics of the San Fernando Valley (SFV) Service Council region where these appointments are to be made as compared to the demographics of the membership of the Council with these appointments is as follows:

| Race                       | Hispanic | White  | Asian  | Black | Other |
|----------------------------|----------|--------|--------|-------|-------|
| <b>SFV Membership</b>      | 55%      | 45%    | 0%     | 0%    | 0%    |
| <b>Region Demographics</b> | 41.70%   | 40.90% | 11.00% | 3.50% | 3.00% |

Two members of the San Fernando Valley Service Council submitted their resignations effective December 11, 2020. One of the seats was filled on April 23, 2020 with an appointment to complete the remainder of the seat's term and to the subsequent term of July 1, 2020 - June 30 2023.

The demographic makeup of the San Fernando Valley Service Council with the appointment of these nominees will consist of five (5) Hispanic members and four (4) White members in terms of racial/ethnic identity. The gender breakdown of the Council will be five (5) men and four (4) women.

- D. Yvette Lopez-Ledesma, San Fernando Valley Service Council, Re-Appointment  
Nominated by: Los Angeles Mayor Eric Garcetti  
Term Ending: June 30, 2023
- F. Robert Gonzales, San Fernando Valley Service Council, Re-Appointment  
Nominated by: City of San Fernando  
Term Ending: June 30, 2023



San Gabriel Valley

The 2016 American Community Survey demographics of the San Gabriel Valley (SGV) Service Council region where these appointments are to be made as compared to the demographics of the membership of the Council with these appointments is as follows:

| Race                       | Hispanic | White  | Asian  | Black | Other |
|----------------------------|----------|--------|--------|-------|-------|
| <b>SGV Membership</b>      | 33%      | 44%    | 22%    | 0     | 0     |
| <b>Region Demographics</b> | 49.90%   | 18.30% | 26.20% | 3.30% | 2.3%  |

The demographic makeup of the San Gabriel Valley Service Council with the appointment of these nominees will consist of four (4) White members, three (3) Hispanic members, and two (2) Asian member as self-identified by the members in terms of racial/ethnic identity. The gender breakdown of the Council will be eight (8) men and one (1) woman.

- G. Gary Floyd, San Gabriel Valley Service Council, New Appointment  
Nominated by: The City of Pasadena  
Term Ending: June 30, 2023
- H. John Harrington, San Gabriel Valley Service Council, Re-Appointment  
Nominated by: The City of San Gabriel  
Term Ending: June 30, 2023
- I. Alex Gonzalez, San Gabriel Valley Service Council, Re-Appointment  
Nominated by: San Gabriel Valley Council of Governments  
Term Ending: June 30, 2023

South Bay Cities

The 2016 American Community Survey demographics of the South Bay Cities (SBC) Service Council region where these appointments are to be made as compared to the demographics of the membership of the Council with these appointments is as follows:

| Race                       | Hispanic | White  | Asian  | Black  | Other |
|----------------------------|----------|--------|--------|--------|-------|
| <b>SBC Membership</b>      | 33%      | 22%    | 22%    | 22%    | 0     |
| <b>Region Demographics</b> | 43.70%   | 22.80% | 12.30% | 17.20% | 4%    |

An elected official previously appointed to the South Bay Service Council has termed out of elected office; the nominating authority has opted to nominate a replacement to fill the seat through the end of its term. This additional seat has a term of July 1, 2018 - June 30, 2021.

The demographic makeup of the South Bay Service Council with the appointment of these nominees will consist of three (3) Hispanic members, two (2) White members, two (2) Asian members, and two (2) Black members as self-identified by the members in terms of racial/ethnic identity. The gender

breakdown of the Council will be six (6) men and three (3) women.

- J. Luis Duran, South Bay Service Council, Re-Appointment  
Nominated by: South Bay Council of Governments  
Term Ending: June 30, 2023
- K. David Mach, South Bay Service Council, Re-/New Appointment  
Nominated by: South Bay Council of Governments  
Term Ending: June 30, 2023
- L. Rochelle Mackabee, South Bay Valley Service Council, New Appointment  
Nominated by: South Bay Council of Governments  
Term Ending: June 30, 2021
- M. Glenda Silva, South Bay Valley Service Council, New Appointment  
Nominated by: South Bay Council of Governments  
Term Ending: June 30, 2023

Westside Central

The 2016 American Community Survey demographics of the Westside Central Cities (WSC) Service Council region where these appointments are to be made as compared to the demographics of the membership of the Council with these appointments is as follows:

| Race                | Hispanic | White  | Asian  | Black | Other |
|---------------------|----------|--------|--------|-------|-------|
| WSC Membership      | 50%      | 12%    | 12%    | 25%   | 0     |
| Region Demographics | 43.20%   | 31.00% | 13.30% | 9.30% | 3.1%  |

The demographic makeup of the Westside Central Service Council with the appointment of these nominees will consist of four (4) Hispanic members, one (1) White members, two (2) Black members, and one (1) Asian member as self-identified by the members in terms of racial/ethnic identity. The gender breakdown of the Council will be six (6) men and two (2) women. A nomination for additional seat on this Council with a term of July 1, 2020 through June 30, 2023 will be submitted by the nominating authority at a later date.

- N. Desa Philadelphia, Westside Central Service Council, Re-Appointment  
Nominated by: Los Angeles Mayor Eric Garcetti  
Term Ending: June 30, 2023
- O. David Feinberg, Westside Central Service Council, Re-Appointment  
Nominated by: Westside Central Council of Governments  
Term Ending: June 30, 2023

**DETERMINATION OF SAFETY IMPACT**

Maintaining the full complement of representatives on each Service Council to represent each service area is important. As each representative is to be a regular user of public transit, and each Council is composed of people from diverse areas and backgrounds, this enables each Council to better understand the needs of transit consumers including the need for safe operation of transit service and safe location of bus stops.

### **IMPLEMENTATION OF STRATEGIC PLAN GOALS**

Approval of this recommendation supports the following Metro Strategic Plan Goal: 30 Enhance communities and lives through mobility and access to opportunity

### **ALTERNATIVES CONSIDERED**

The alternative to approving these appointments would be for these nominees to not be approved for appointment. To do so would result in reduced effectiveness of the Service Councils, as it would increase the difficulty of obtaining the quorum necessary to allow the Service Councils to formulate and submit their recommendations to the Board. It would also result in the Service Councils having less diverse representation of their respective service areas.

### **NEXT STEPS**


Staff will continue to monitor the major contributors to the quality of bus service from the customer's perspective, and share that information with the Service Councils for use in their work to plan and to implement and improve bus service in their areas and the customer experience using our bus service.

### **ATTACHMENTS**

Attachment A - Nominees Listing of Qualifications  
Attachment B - Nomination Letters

Prepared by: Conan Cheung, Sr. Executive Officer, Service Development, Scheduling and Analysis, (213) 418-3034  
Dolores Ramos, Chief Administrative Analyst, Regional Service Councils, (213) 922-1210

Reviewed by: James T. Gallagher, Chief Operations Officer, (213) 418-3108



Phillip A. Washington  
Chief Executive Officer

**NEW APPOINTEES BIOGRAPHIES AND QUALIFICATIONS**

**Sean Ashton, Nominee for Gateway Cities Service Council**



Sean Ashton was elected to the City of Downey's City Council in November 2014. Prior to being elected, Councilmember Ashton served as a commissioner on Downey's Green Task Force from 2011 to 2014, where he was twice elected as chairperson by the other commissioners.

Mr. Ashton has been a teacher at Heliotrope Elementary School in the Los Angeles Unified School District for the past 20 years. In that role, he has represented the teachers at Heliotrope as either the chapter chair or vice chair for United Teachers of Los Angeles since 2001.

**Gary Floyd, Nominee for San Gabriel Valley Service Council**

Gary Floyd is the Principal and Owner of Gary Floyd & Associates, a computer and construction consulting firm. He has served as a project manager, coordinator, and designer for multiple public agencies and events, such as the San Bernardino County Fire Department, Smithsonian Institution National Folklife Festivals, North Carolina's 400<sup>th</sup> Anniversary celebration.

Mr. Floyd is a longtime resident of Pasadena and has served as the Neighborhood Representative for North Pasadena Heights. He has previously served on the City of Pasadena's Historical Preservation Commission and is a current member of the Transportation Advisory Commission. He is also a longtime volunteer for the Tournament of Roses and the Topanga Banjo Fiddle Contest and Folk Festival.

**David Mach, Nominee for South Bay Cities Service Council**



David Mach is currently employed as a Senior Analyst in the City of Torrance's Transportation Department, which operates the City's municipal transit service, Torrance Transit. In that role, he is responsible for implementing and maintaining compliance with Federal, State and local mandates regarding Title VI, Limited English Proficiency, and Disadvantage Business Enterprises programs. He also deals with the details of transit planning such as route planning, network redesign, public outreach, data analysis, and route scheduling. Prior to joining the City of Torrance, he worked with OCBS Inc., a general contractor firm, where he managed contracts with cities and private firms for construction and construction defect related projects.

A

Mr. Mach holds a Bachelor of Science (BS) in Anthropology from University of California, Riverside, and completed a Master of Urban and Regional Planning/ Transportation/Mobility Management from California State Polytechnic University-Pomona.

**Rochelle Mackabee, Nominee for South Bay Cities Service Council**



Rochelle Mackabee is a longtime resident of the Watts/Willowbrook community of South Los Angeles. She is employed as an Employment Training Specialist Case Manager for SER Jobs for Progress; a training program for seniors 55 years and older who are interested in returning to the workplace, based at the Inglewood One Stop Center.

Ms. Mackabee is an avid user of public transit. As a daily consumer of public transit, Metro services are of great interest and value to her both personally and as a community stakeholder.

**Glenda Silva, Nominee for South Bay Cities Service Council**



Glenda Silva serves as a Legislative Representative for Los Angeles World Airports (LAWA). She is involved in LAWA's Mobility Working Group, which is responsible for leading key mobility initiatives including the future ground transportation vision at Los Angeles International Airport (LAX). Ms. Silva also serves on Metro's Policy Advisory Council as LAWA's representative, providing input on Metro projects and policies considered by the Metro Board of Directors.


Ms. Silva has over 14 years of experience in public relations and stakeholder outreach on public works and transportation projects in diverse communities. She has assisted in the design, implementation and management of aggressive outreach and education strategies targeted at policymakers and stakeholders for various public and private projects. Before joining LAWA, she spent over six years as the Government and Community Relations Representative supporting the construction of the Exposition Metro Line with the Exposition Construction Authority. In 2014, she was appointed by Los Angeles Mayor Eric Garcetti to serve on the Los Angeles Department of Transportation Commission. During her time as commissioner, she served as President and Vice President, focusing on bringing innovative traffic solutions to the city. Ms. Silva is a resident of Playa Vista and holds a Bachelor of Arts in Legal Studies from the University of California, Santa Cruz.

APPOINTING AUTHORITY NOMINATION LETTERS

Gateway Cities Service Council

SOUTHEAST LOS ANGELES COUNTY

- Artesia
- Avalon
- Bell
- Bellflower
- Bell Gardens
- Cerritos
- Commerce
- Compton
- Cudahy
- Downey
- Hawaiian Gardens
- Huntington Park
- Industry
- La Habra Heights
- La Mirada
- Lakewood
- Long Beach
- Lynwood
- Maywood
- Montebello
- Norwalk
- Paramount
- Pico Rivera
- Santa Fe Springs
- Signal Hill
- South Gate
- Vernon
- Whittier
- County of Los Angeles
- Part of Long Beach



**GATEWAY CITIES**  
COUNCIL OF GOVERNMENTS

May 7, 2020

**Mr. Phillip A. Washington, CEO**  
Los Angeles County Metropolitan Transportation Authority  
One Gateway Plaza  
Los Angeles, CA 90012

Dear Mr. Washington:


**Nominees for the Metro Gateway Cities Service Council**

Acting in its capacity as the convening coalition of the Metro Gateway Cities Service Council, the Executive Committee of the Board of Directors of the Gateway Cities Council of Governments has nominated three members, two elected officials and one community member, to fill 3 seats expiring on June 30, 2020.

At its regularly scheduled meeting of May 6, 2020, the Gateway Cities Council of Governments Executive Committee of the Board of Directors nominated Council Member Maria Davila, City of South Gate, an elected official, Council Member Sean Ashton, City of Downey, and elected official, and Mr. Samuel Pena, a community member to fill the seats expiring June 30, 2020. A copy of the nominee's applications are enclosed.

We would appreciate your assistance in agendizing the nominations for confirmation by the MTA Board of Directors at the next regularly scheduled meeting.

Sincerely,



**Nancy Pfeffer**  
Executive Director

Enclosure

Cc: Ms. Dolores Ramos, Sr. Administrative Analyst, Regional Service Councils

16401 Paramount Boulevard ■ Paramount, California 90723 ■ phone (562) 663-6850 fax (562) 634-8216  
www.gatewaycog.org

## San Fernando Valley Service Council



**ERIC GARCETTI**  
MAYOR

March 12, 2020

Ms. Dolores Ramos  
Chief Administrative Analyst  
One Gateway Plaza  
Los Angeles, CA 90012

Ms. Ramos,

I hereby reappoint Ms. Yvette Lopez-Ledesma to serve as a representative on the San Fernando Valley Council, for a three year term ending on June 30, 2023. Ms. Lopez-Ledesma's current term will expire on June 30, 2020

I certify that in my opinion Ms. Yvette Lopez-Ledesma is qualified for the work that will devolve upon her, and that I make this appointment solely in the interest of the City.

Please let me know if you need any additional information.

Sincerely,

A handwritten signature in blue ink, appearing to read 'Eric Garcetti', with a horizontal line extending to the right.

ERIC GARCETTI  
Mayor

EG:cl



THE CITY OF  
**SAN FERNANDO**

CITY COUNCIL

May 1, 2020

MAYOR  
JOEL FAJARDO

VICE MAYOR  
HECTOR A. PACHECO

COUNCILMEMBER  
SYLVIA BALLIN

COUNCILMEMBER  
ROBERT C. GONZALES

COUNCILMEMBER  
MARY MENDOZA

Ms. Dolores Ramos  
Chief Administrative Analyst  
Metro Regional Service Councils  
One Gateway Plaza MS 99-7-1  
Los Angeles, CA 90012

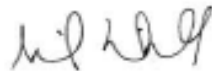
Dear Ms. Spivack,

On behalf of the East Cluster Cities of Burbank, Glendale and San Fernando, I submit the re-nomination of City of San Fernando Council Member Robert C. Gonzales to serve on the San Fernando Service Council for the term of July 1, 2020 - June 30, 2023.

The cities of Burbank, Glendale and San Fernando are all in agreement regarding the nomination of Council Member Gonzales to continue to fill this seat allocated to the Cities of Burbank, Glendale, and San Fernando.

Please let me know if you need any additional information.

Sincerely,



Nick Kimball  
City Manager

cc: Just in Hess, City Manager, City of Burbank  
Yasmin Beers, City Manager, City of Glendale

ADMINISTRATION  
DEPARTMENT

117 MACNEIL STREET  
SAN FERNANDO  
CALIFORNIA  
91340

OFFICE OF THE  
CITY MANAGER  
(818) 898-1202

PERSONNEL DIVISION  
(818) 898-1220

WWW.SFCITY.ORG

San Gabriel Valley Service Council



City of San Marino

January 13, 2020

Metro San Gabriel Valley Service Council  
One Gateway Plaza  
Los Angeles, CA 90012-2952

RECEIVED

JAN 22 2020

LEGAL SERVICES

Re: City of San Marino Delegate and Alternate

To Whom It May Concern:

Enclosed is a certification of the appointment of Mayor John Harrington (City of San Gabriel) who will serve as the Delegate and Mayor Gretchen Shepherd Romey who will serve as the Alternate to the Metro San Gabriel Valley Service Council in the absence of Mayor Harrington.

Please advise if you require anything further. Thank you.

Sincerely,

Eva Heter  
City Clerk

NMH/s  
Enclosures



May 26, 2020

**OFFICERS**

*President*  
Cynthia Sternquist

*1<sup>st</sup> Vice President*  
Margaret Clark

*2<sup>nd</sup> Vice President*  
Becky Shevlin

*3<sup>rd</sup> Vice President*  
Tim Hepburn

Ms. Dolores Ramos  
Metro Service Councils  
1 Gateway Plaza, MS 99-7-1  
Los Angeles, CA 90012

**RE: Metro's San Gabriel Valley Service Council Representative**

**MEMBERS**

*Alhambra*

*Arcadia*

*Azusa*

*Baldwin Park*

*Bradbury*

*Claremont*

*Covina*

*Diamond Bar*

*Duarte*

*El Monte*

*Glendora*

*Industry*

*Irwindale*

*La Cañada Flintridge*

*La Puente*

*La Verne*

*Monrovia*

*Montebello*

*Monterey Park*

*Pomona*

*Rosemead*

*San Dimas*

*San Gabriel*

*San Marino*

*Sierra Madre*

*South El Monte*

*South Pasadena*

*Temple City*

*Walnut*

*West Covina*

*First District, LA County*  
*Unincorporated Communities*

*Fourth District, LA County*  
*Unincorporated Communities*

*Fifth District, LA County*  
*Unincorporated Communities*

*SGV Water Districts*

Dear Ms. Ramos:

At their May 21, 2020 meeting, the San Gabriel Valley Council of Governments' Governing Board appointed Alex Gonzalez to serve on the San Gabriel Valley Metro Service Council. The effective term will be July 1, 2020 – June 30, 2023. Should you have any questions, please feel free to contact me at (626) 457-1800.

Sincerely,

A handwritten signature in blue ink that reads "Marisa Creter".

Marisa Creter  
Executive Director  
San Gabriel Valley Council of Governments

cc: Alex Gonzalez

San Gabriel Valley Council of Governments  
1000 South Fremont Avenue, Unit #42 ♦ Alhambra, California 91803



OFFICE OF THE CITY MANAGER

May 26, 2020

Ms. Dolores Ramos  
Chief Administrative Analyst  
Metro Regional Service Councils  
One Gateway Plaza MS 99-7-1  
Los Angeles, CA 90012

Dear Ms. Ramos,

This letter serves as the nomination to appoint Gary Floyd to serve as the representative for the Cities of La Cañada Flintridge, Pasadena, and Sierra Madre on the San Gabriel Valley Service Council for the term of July 1, 2020 - June 30, 2023.

The Cities of La Cañada Flintridge and Sierra Madre have neither recommended an alternate nominee nor voiced objections to our nomination of Gary Floyd, and we are confident that Mr. Floyd's knowledge and experience will serve the San Gabriel Valley Service Council well.

Please let me know if you need any additional information. Thank you for your consideration.

Sincerely,

Steve Mermell  
City Manager

## South Bay Cities Service Council



2355 Crenshaw Blvd., #125  
Torrance, CA 90501  
(310) 371-7222  
[sbccog@southbaycities.org](mailto:sbccog@southbaycities.org)  
[www.southbaycities.org](http://www.southbaycities.org)

May 28, 2020

Ms. Dolores Ramos  
Chief Administrative Analyst  
Metro Regional Service Councils  
One Gateway Plaza MS 99-7-1  
Los Angeles, CA 90012

Dear Ms. Ramos,

This letter serves as the South Bay Cities Council of Governments (SBCCOG) recommendation to nominate representatives to serve on the South Bay Metro Service Council.

At their May 28, 2020 Board of Directors meeting, the SBCCOG Board approved the following nominees:

- Luis Duran (incumbent)
- Glenda Silva (new appointee)
- David Mach (new appointee)

These candidates are nominated to serve three-year terms to commence on July 1, 2020 through June 30, 2023.

An additional vacancy on the South Bay Service Council was created when current Councilmember Dan Medina termed out of office from the Gardena City Council. To fill his seat for the remainder of the July 2018 - June 30, 2021 term, the SBCCOG Board of Directors has approved the nomination of Rochelle Mackabee.

We respectfully request that the Metro Board appoint these nominees at the June 25, 2020 Metro Board meeting so that they can be seated in July 2020.

Thank you for your attention to this matter.

With gratitude,

A handwritten signature in black ink, appearing to read "Christian Horvath", is written over a horizontal line.

Christian Horvath, Chair  
South Bay Cities Council of Governments

LOCAL GOVERNMENTS IN ACTION

Carson El Segundo Gardena Hawthorne Hermosa Beach Inglewood Lawndale Lomita  
Manhattan Beach Palos Verdes Estates Rancho Palos Verdes Redondo Beach Rolling Hills  
Rolling Hills Estates Torrance Los Angeles District #15 Los Angeles County

## Westside Central Service Council



**ERIC GARCETTI**  
MAYOR

March 12, 2020

Ms. Dolores Ramos  
Chief Administrative Analyst  
One Gateway Plaza  
Los Angeles, CA 90012

Ms. Ramos,

I hereby reappoint Ms. Desa Philadelphia to serve as a representative on the Westside/Central Service Council, for a three year term ending on June 30, 2023. Ms. Philadelphia's current term will expire on June 30, 2020

I certify that in my opinion Ms. Philadelphia is qualified for the work that will devolve upon her, and that I make this appointment solely in the interest of the City.

Please let me know if you need any additional information.

Sincerely,

A handwritten signature in black ink, appearing to read 'E. Garcetti', with a horizontal line extending to the right.

ERIC GARCETTI  
Mayor

EG:cl



**Date:** April 16, 2020

**To:** Dolores Ramos, Chief Administrative Analyst, Metro

**From:** Cecilia Estolano, WSCCOG Executive Director  
Winnie Fong, WSCCOG Project Director

**CC:** David Feinberg, Transit Government Relations Officer, Santa Monica Big Blue Bus

**Subject:** **Westside Cities COG Nomination to the Metro Westside/Central Service Council**

---

On Thursday, April 16, 2020 the WSCCOG Board voted unanimously to nominate Mr. David Feinberg, Transit Government Relations Officer of Santa Monica Big Blue Bus to continue serving another term as the WSCCOG representative to the Metro Westside/Central Service Council beginning July 1, 2020 through June 30, 2023.

Please accept this appointment on behalf of the WSCCOG Board. Should you have any questions regarding this matter, please contact the WSCCOG Project Director Winnie Fong at [winnie@estolanoadvisors.com](mailto:winnie@estolanoadvisors.com) or at (213) 612-4545.



Board Report

File #: 2020-0316, File Type: Contract

Agenda Number: 17.

**OPERATIONS, SAFETY, AND CUSTOMER EXPERIENCE COMMITTEE  
JUNE 18, 2020**

**SUBJECT: FIRE-LIFE SAFETY SYSTEMS TESTING AND CERTIFICATION SERVICES**

**ACTION: APPROVE CONTRACT MODIFICATION**

**RECOMMENDATION**

AUTHORIZE the Chief Executive Officer to execute Modification No. 6 to Contract No. OP5766200 with Link-Nilsen Corporation, for Fire-Life Safety Systems Testing and Certification services to exercise option year two in an amount not to exceed \$836,474, increasing the total contract value from \$3,462,243 to \$4,298,717 and extending the contract term from September 15, 2020 to September 15, 2021.

**ISSUE**

This contract option year one will expire on September 15, 2020. To continue providing the critically mandated services, a contract modification is required to exercise and increase the original value of option year two by \$350,000 from \$486,474 to \$836,474, increasing the total contract value from \$3,462,243 to \$4,298,717 and extending the contract term from September 15, 2020 to September 15, 2021.

**BACKGROUND**

This contract was awarded on August 25, 2016. The contractor is required to provide regulatory required testing, repair and certification services for fire/life safety five-year water-based systems throughout Metro bus and rail facilities, and the bus facilities annual water-based systems, elevators, emergency power and exit lighting systems, complex and basic fire alarm panels, supervising station fire alarm systems, automatic closing fire assemblies and emergency generators.

During the contract three-year base period, in January 2017 and thereafter, services were expanded to include the rail facilities 484 annual water-based systems, 136 elevators and 32 auto closing assemblies (fire doors that automatically close when activated by the fire alarm panel). These services were added to this contract due to the limited resources of LAFD Reg. 4 certified testers among Metro personnel and to ensure compliance with the LAFD Reg. 4 and fire/life safety testing requirements.



On June 28, 2018, Metro Board of Directors authorized the Chief Executive Officer to execute Modification No. 3 to Contract No. OP5766200 to increase the three-year base contract value in the amount of \$1,360,000, from \$1,623,895.90 to \$2,983,895.90.

## **DISCUSSION**

This contract option year one will expire on September 15, 2020. However, since the scope of work has been expanded to include additional rail location services and repair work, there is limited funding remaining within the current contract option year one and additional authority is required along with exercising option year two, to complete all mandated Reg. 4 testing.

To continue providing on-time system-wide testing services, ensure compliance with fire/life safety Reg. 4 requirements and deliver as-needed maintenance services, a contract modification is required.

The Diversity and Economic Opportunity Department (DEOD) established a 10% Small Business Enterprise (SBE) goal for this contract. Link-Nilsen Corp., made an 11% SBE commitment and is currently exceeding this goal with 22.19% participation.

## **DETERMINATION OF SAFETY IMPACT**

The approval of this item will ensure providing on-time fire/life safety testing and maintenance services in accordance with regulatory requirements and guidelines and to ensure delivering safe, quality, timely, and reliable services to our customers and the public.

## **FINANCIAL IMPACT**

Subject to Board approval of the FY21 Budget, funding of \$853,573 is to be allocated under cost center 8370 - Facilities Maintenance Contracts and Administration, account 50308, Service Contract Maintenance, under various projects.

Since this is a multi-year contract, the cost center manager and Sr. Executive Officer, Maintenance and Engineering will be accountable for budgeting the cost in future years.

### **Impact to Budget**

Current funding for this action includes Proposition A/C, TDA, STA, Fares, and Advertising. Using these funding sources maximizes project funding allocations allowed by approved funding provisions and guidelines.

## **IMPLEMENTATION OF STRATEGIC PLAN GOALS**

This Board action supports Strategic Goal 5; Provide responsive, accountable, and trustworthy governance within the Metro organization. By providing on-time fire/life safety testing and maintenance services Metro remains in compliance with fire/life safety regulatory requirements and provides a safe environment for employees and patrons.

### **ALTERNATIVES CONSIDERED**

Staff considered providing this service with in-house staff. This would require the hiring and training of additional certified personnel, purchase of additional equipment, vehicles, and supplies to support the expanded responsibility. Staff's assessment indicates this is not a cost-effective option for Metro.

### **NEXT STEPS**


Upon Board approval, staff will execute Modification No. 6 to Contract No. OP5766200 with Link-Nilsen Corp., to exercise option year two and continue providing the mandated fire/life safety testing and critical maintenance services. Staff will also monitor all expenditures associated with this contract modification to ensure remaining within approved cash flow limits for FY21.

### **ATTACHMENTS**

Attachment A - Procurement Summary  
Attachment B - Contract Modification/Change Order Log  
Attachment C - DEOD Summary

Prepared by: Lena Babayan, DEO, Facilities Maintenance, Contracts & Administration (213) 922-6765  
Carlos Martinez, Sr. Manager, Facilities Maintenance, Contracts & Administration (213) 922-6761

Reviewed by: James T. Gallagher, Chief Operations Officer, (213) 418-3108  
Debra Avila, Chief Vendor/Contract Management Officer, (213) 418-3051



---

Phillip A. Washington  
Chief Executive Officer

## PROCUREMENT SUMMARY

FIRE-LIFE SAFETY SYSTEMS TESTING AND CERTIFICATION  
SERVICES/OP5766200

|    |  |         |   |
|----|--|---------|---|
| 1. | <b>Contract Number:</b> OP5766200  |         |   |
| 2. | <b>Contractor:</b> Link-Nilsen Corporation   |         |   |
| 3. | <b>Mod. Work Description:</b> Exercise Option Year Two   |         |   |
| 4. | <b>Contract Work Description:</b> To provide Fire-Life Safety Systems Testing and Certification services |         |   |
| 5. | <b>The following data is current as of:</b> 5/4/20   |         |   |
| 6. | <b>Contract Completion Status</b>  |         | <b>Financial Status</b>   |
|    | <b>Contract Awarded:</b>   | 8/25/16 | <b>Contract Award Amount:</b> \$1,388,558                       |
|    | <b>Notice to Proceed (NTP):</b>  | N/A     | <b>Total of Modifications Approved:</b> \$2,073,685             |
|    | <b>Original Complete Date:</b>   | 9/15/20 | <b>Pending Modifications (including this action):</b> \$836,474 |
|    | <b>Current Est. Complete Date:</b>   | 9/15/21 | <b>Current Contract Value (with this action):</b> \$4,298,717   |
| 7. | <b>Contract Administrator:</b><br>Rommel Hilario   |         | <b>Telephone Number:</b><br>(213) 922-4654                      |
| 8. | <b>Project Manager:</b><br>Lew Yonemoto  |         | <b>Telephone Number:</b><br>(213) 922-6733                      |

**A. Procurement Background**

This Board Action is to approve Modification No. 6 to Contract No. OP5766200 to Link-Nilsen Corporation (Link-Nilsen) for fire/life safety regulatory mandated testing, repair and certification services in accordance with LAFD Regulation 4. This contract modification exercises the second option year, increasing the total not-to-exceed contract amount from \$3,462,243 to \$4,298,717 and extending the contract term to September 15, 2021.

This contract modification will be processed in accordance with Metro's Acquisition Policy and the contract type is firm fixed unit rate.

In August 2016, the Board approved a five-year contract (three-year base term with two, one-year options), to Link-Nilsen to provide annual testing, calibration, repair, re-testing, and certification of water based fire suppression systems, simple and complex fire alarm panels, related sensors, systems and fire-life safety equipment in accordance with the requirements of the Los Angeles Fire Department (LAFD) Chief's Regulation 4 Procedures (Reg 4), the National Fire Prevention Association (NFPA) 72 and NFPA 25 as amended by California Code of Regulations (CCR) Title 19.

Refer to Attachment B – Contract Modification/Change Order Log for modifications issued to date.

**B. Price Analysis**

The recommended price has been determined to be fair and reasonable based on price analysis and are subject to prevailing wage.

| <b>Proposed Amount</b> | <b>Metro ICE</b> | <b>Award Amount</b> |
|------------------------|------------------|---------------------|
| \$836,474              | \$836,474        | \$836,474           |

## CONTRACT MODIFICATION/CHANGE ORDER LOG

FIRE-LIFE SAFETY SYSTEMS TESTING AND CERTIFICATION  
SERVICES/OP5766200

| <b>Mod. No.</b> | <b>Description</b>                | <b>Date</b>    | <b>Amount</b>      |
|-----------------|-----------------------------------|----------------|--------------------|
| 1.              | Add funding for Reg. 4 testing    | 10/24/17       | \$100,000          |
| 2.              | Add funding for Reg. 4 testing    | 1/3/18         | \$135,338          |
| 3.              | Add funding for Reg. 4 testing    | 7/10/18        | \$1,360,000        |
| 4.              | Modification to Statement of Work | 4/2/18         | \$0                |
| 5.              | Exercise Option Year No. 1        | 9/18/19        | \$478,347          |
| 6.              | <b>Exercise Option Year No. 2</b> | <b>PENDING</b> | <b>\$836,474</b>   |
|                 | <b>Modification Total:</b>        |                | <b>\$2,910,159</b> |
|                 | <b>Original Contract:</b>         | <b>8/25/16</b> | <b>\$1,388,558</b> |
|                 | <b>Total Contract Value:</b>      |                | <b>\$4,298,717</b> |

## DEOD SUMMARY

**FIRE-LIFE SAFETY SYSTEMS TESTING AND CERTIFICATION  
SERVICES/OP5766200**

**A. Small Business Participation**

The Diversity and Economic Opportunity Department (DEOD) established a 10% Small Business participation goal for this project. Link-Nilsen Corporation made an 11% Small Business Enterprise (SBE) commitment for this contract. Based on payments reported, the contract is 88% complete. Link-Nilsen is exceeding its SBE commitment with 22.19% SBE participation.

|                                  |                |                                     |                   |
|----------------------------------|----------------|-------------------------------------|-------------------|
| <b>Small Business Commitment</b> | <b>SBE 11%</b> | <b>Small Business Participation</b> | <b>SBE 22.19%</b> |
|----------------------------------|----------------|-------------------------------------|-------------------|

|    | <b>SBE Subcontractor</b>       | <b>% Committed</b> | <b>% Participation</b> |
|----|--------------------------------|--------------------|------------------------|
| 1. | Certified Testing Specialist   | 11%                | 22.19%                 |
|    | <b>Total SBE Participation</b> |                    | <b>22.19%</b>          |

<sup>1</sup>Current Participation = Total Actual amount Paid-to-Date to SBE firms ÷ Total Actual Amount Paid-to-date to Prime.

**B. Living Wage and Service Contract Worker Retention Policy Applicability**

The Living Wage / Service Contract Worker Retention Policy is not applicable to this contract.

**C. Prevailing Wage Applicability**

Prevailing Wage requirements are applicable to this project. DEOD will monitor contractors' compliance with the State of California Department of Industrial Relations (DIR), California Labor Code, and, if federally funded, the U S Department of Labor (DOL) Davis Bacon and Related Acts (DBRA).

**D. Project Labor Agreement/Construction Careers Policy**

Project Labor Agreement/Construction Careers Policy is not applicable to this Contract. Project Labor Agreement/Construction Careers Policy is applicable only to construction contracts that have a construction contract value in excess of \$2.5 million.



## Board Report

---

File #: 2020-0377, File Type: Informational Report

Agenda Number: 18.

---

**OPERATIONS, SAFETY AND CUSTOMER EXPERIENCE COMMITTEE  
EXECUTIVE MANAGEMENT COMMITTEE  
JUNE 18, 2020**

**SUBJECT: MONTHLY UPDATE ON TRANSIT SAFETY AND SECURITY PERFORMANCE**

**ACTION: RECEIVE AND FILE**

**RECOMMENDATION**

RECEIVE AND FILE Transit Safety and Security Report

**ISSUE**

This report reflects April and May 2020 performance data as reported under the transit policing deployment strategy which is a combination of in-house fare compliance officers, private security for fixed assets and a multi-agency law enforcement deployment strategy by the Los Angeles Police Department (LAPD), Los Angeles County Sheriff's Department (LASD), and Long Beach Police Department (LBPD). In addition, the report highlights initiatives from the System Security and Law Enforcement department and its efforts to create a safer environment for Metro employees and a safer experience for Metro customers.

**BACKGROUND**

The System Security and Law Enforcement (SSLE) department entered into a multi-agency policing partnership in 2017 to increase the number of police on the Metro system to provide a greater, more visible "felt presence" of police to help deter criminal activity on Metro buses and trains.

**DISCUSSION**

**DEPLOYMENT ANALYSIS AND FORMULA DEVELOPMENT**

Transit Security has conducted the following review of overall deployment of resources and has taken the following actions.

- Evaluated RMI and their subcontractors' deployments throughout the system. We have removed several assignments that were determined to be no longer needed and re-deployed several guards to new assignments. We also identified savings as a result of not needing various assignments.
- After the completion of all the security suspensions and enhancements, we realized a total cost savings of approximately \$35,155 per week.

Transit Security managerial staff will continue to assess the need for contract security throughout the Metro system and further adjust staffing as necessary.

Staff has also reviewed Transit Security Department's assignments to include overtime details. Open supervisor positions are only being back filled with the pre-approval of the Director of Security. An open Lieutenant or Sergeant position will not be filled with overtime if the current capabilities allow appropriate span of control.

Lastly, all priority assignments and special skill assignments (i.e., Dispatcher; Transit Watch; Training staff, etc.) must be identified and filled with straight time personnel. We are currently looking to train additional personnel for these special skill assignments.

### **NATIONAL CRIME VICTIMIZATION SURVEY**

The Survey Team continues to meet bi-weekly to make progress in launching a National Crime Victimization Survey for Metro. Most recently, the team met on May 20<sup>th</sup> to discuss feedback from management. Staff has started testing the draft survey on mobile phones to assess its functionality. The Survey Team expects to have a complete survey available for a test run very soon and hopes not to have any delays, amid challenges posed by COVID-19. Once it is confirmed that a test run can be conducted, we will advise the Board so that they can test the survey. However, due to the current economic downturn it will be delayed until it can be supported financially.

### **LAW ENFORCEMENT CONTRACT COMPLIANCE**

#### Mobile Phone Validators

In the most recent meeting with Axiom and TAP, on April 15th, 2020, all enhanced map features listed under Modification No. 8, were in working order. The three features that Axiom presented to the Metro SS&LE Compliance Staff were as follows: location, officer, all officer searches and group searching.

Axiom launched the enhanced map features during the week of May 13, 2020. Metro SS&LE Compliance Staff is currently testing these features with recently received invoices requesting reimbursement for services performed.

### **TRANSIT SECURITY HIRING EFFORTS**

#### Current Staffing Levels

As of 5/15/20:

| <b>Job Title</b>         | <b># Budgeted</b> | <b># Filled</b> | <b>Vacancies</b> | <b>Capacity</b> |
|--------------------------|-------------------|-----------------|------------------|-----------------|
| Transit Security LT      | 5                 | 5               | 0                | 100.00%         |
| Transit Security SGT     | 12                | 11              | 1                | 91.67%          |
| SR Transit Security OFCR | 15                | 13              | 2                | 86.67%          |
| Transit Security OFCR II | 75                | 74              | 1                | 98.67%          |
| Transit Security OFCR I  | 77                | 63              | 14               | 81.82%          |
| <b>TOTAL</b>             | <b>184</b>        | <b>166</b>      | <b>18</b>        | <b>90.22%</b>   |



### Hiring Plan

The department received approval to continue the recruitment for Transit Security Officer-I and to start recruitment for Transit Security Officer-II. Our efforts continued with appraisal interviews of our Transit Security Officer-I candidates. Out of the 161 candidates, 122 have confirmed their scheduled interview date. Sergeants have been selected and briefed on conducting telephonic interviews. Transit Security Officer-II job bulletin is expected to be posted the week of May 25<sup>th</sup>.

With continued COVID-19 restrictions, it has been recommended to conduct testing online. Human Resources is currently in the final stages of finalizing a remote testing process to support our department goals. Also, they are working on an action plan to facilitate our candidates who are unable to test online.

With regards to the last recruitment cycle, we have (4) Transit Security Officer-I candidates that have been approved to move to the final step of the hiring process, which is the medical examination. Estimated start date is June 15<sup>th</sup>.

### Training: Metro Academy Program (MAP)

- **M A P CLASS 17** - (7) out of (8) Class 17 TSO I's have now returned to work after several weeks of quarantine. Only 1 recruit is still finishing out his quarantine.
- **M A P CLASS 18** - Class 18 has an anticipated start date of Monday, June 15<sup>th</sup>, 2020. There are currently (4) officers that should be clearing their medical screening and hopefully start on that date. Our Training Principal has begun the planning and organizational phase of M A P Class 18. The curriculum will be modified similarly to the Class 17 curriculum due to the unavailability of most 3<sup>rd</sup> party training vendors. Also, staffing of the training cadre will likely be modified because of the small size of the class as to have minimal impact on operations.
- **COVID-19 TRAINING** - COVID-19 training will commence next week. A 15-minute PowerPoint presentation will be rolled out to all officers during their Roll-Call Briefings. This training is being implemented to make sure all officers will receive general best-practices training, Metro COVID-19 policy training, and security-specific training. Attendance will be taken, and training recorded.

### **BUS OPERATOR ASSAULTS**

In April, there were a total of (5) assaults on bus operators, with (3) assaults occurring in LAPD's jurisdiction and (2) assaults occurring in LASD's jurisdiction. Of the (5) assaults, (3) suspects used spit and (2) suspects used their hands as their method of assault.

All (5) assaults occurred on the bus system on different lines. Four of the suspects were males and one of the suspects was a female.

In May, there were a total of (6) assaults on bus operators, with (3) assaults occurring in LAPD's jurisdiction and (3) assaults occurring in LASD's jurisdiction. The (3) suspects that committed assaults on bus operators in LAPD's jurisdiction used their hands as their method of assault.

### **EMERGENCY MANAGEMENT COVID-19 RESPONSE**

The Emergency Management Department (EMD) has continued to support Metro's Incident

---

Management Team in the Agency's response to COVID-19. EMD activated Metro's Emergency Operations Center (EOC) starting March 10, 2020, and began coordination of daily Command Staff meetings, intelligence briefings and communication with local government and transit partners on regional response, best practices and real-time lessons learned during this incident.

EMD has implemented a Duty Officer Program, with 24/7 availability to aid Metro employees with any questions regarding Metro's COVID-19 response, COVID-19 case tracking and reporting, and all incident related assistance or inquiries for information. Metro's EOC has facilitated and/or provided guidance in notifications to staff, acquiring of emergency supplies, funding regulations & expense reimbursement strategies, safety protocols, regional transit communications (Joint Information Center), and requests from LA County and City EOCs.

Since March 10, 2020 the Emergency Management Department has facilitated the following for COVID-19 response activities:

- 51 Command Staff Meetings
- Over 90 Duty Officer calls
- 66 Command Staff Public Health Intelligence Briefs
- 51 Operational Periods of EOC Activation
- Activated Emergency Supply Shed Distributions to provide extra PPE
- Implemented Temperature Camera Pilot Program
  
- Maintain direct communication with APTA & DHS/TSA/CISA COVID-19 Planning Groups

## **HOMELESS OUTREACH SERVICES**

### Operation LA Metro Homeless Outreach

- The total number of persons experiencing homelessness placed in interim shelter (motels, recreation centers) between April 1 and April 30, 2020 is **309**.
- P.A.T.H. provides motel shelter to vulnerable homeless populations (elderly, women, women with children, handicapped, veterans) in motels. In April, P.A.T.H. sheltered 127 vulnerable persons in 82 motel rooms. April's motel expenditure was \$153,955.06.
- P.A.T.H. Outreach Teams continue to work collaboratively with law enforcement partners to move persons experiencing homelessness whenever possible to whatever shelter centers are available. At present, shelter facilities are closed and currently not taking new registrations. P.A.T.H. is limited to sheltering only the most vulnerable at motels.

PATH teams deploy daily throughout the system with special attention to the following hot spots:

- Swing Team (3 a.m. - 11:30 a.m.)
  - Downtown Long Beach
  - Compton

- Willowbrook/Rosa Parks
- Day Team (7 a.m. - 3:30 p.m.)
  - Red Line: Union Station, 7<sup>th</sup>/Metro, North Hollywood
  - Expo: Downtown Santa Monica
  - Silver Line: El Monte, Artesia
  - Blue Line: Compton
  - Gold Line: Monrovia, Azusa
- PATH teams have access to a nurse through LA Christian Health on Mondays from 7a.m. - 3:30 p.m.

#### COVID-19 Education

Law Enforcement is focused on mask use, overall safety and social distancing.

#### **PUBLIC PRIVATE PARTNERSHIPS**

To increase the availability of resources to the homeless community that interfaces with Metro's system, we are pursuing collaboration with Public Private Partnerships through:

- Community-based organizations within faith entities that have homeless programs in place
- Meetings with business (Chambers of Commerce); diverse size non-profit agencies, universities, Research & Development Centers
- Neighborhood Councils

#### The Dream Center

The Letter of Agreement between LA Metro and The Dream Center has been finalized. Dream Center deployment at Union Station and 7<sup>th</sup> & Metro is postponed until public health directives are lifted.

#### L.A. DOOR Pilot Program

Renewed discussions are in progress regarding the pilot homeless outreach program at Union Station and MacArthur Park stations.

#### 7-Day Homeless Count

The 7-day system-wide homeless count is planned to begin when COVID-19 directives to shelter-in-place sanctions are lifted. The use of a video presentation to announce the Count is in the planning stages with Metro's Marketing and IT departments.

#### **SEXUAL HARASSMENT INITIATIVES**

SSLE has developed a new Sexual Harassment Sensitivity Training to better meet the needs of victims of sexual harassment while aboard Metro. Training is underway, with a train-the-trainer methodology launched the first week of May 2020.

PEACE OVER VIOLENCE PERFORMANCE APRIL 2020 METRICS

| <b>Performance Measure</b>                                    | <b>Number Served</b> |
|---|----------------------|
| Total Sexual Harassment Cases Contacting POV                  | 3                    |
| Total Cases of Metro Located Sexual Harassment Contacting POV | 1                    |
| Total Number of Metro Riders Requesting Counseling Services   | 1                    |
| Total Number of Police Reports Filed or Intended to File      | 1                    |
| Total Number of Active Cases                                  | 1                    |

**ATTACHMENTS**

Attachment A - System-Wide Law Enforcement Overview April and May 2020

Attachment B - MTA Supporting Data April and May 2020


Attachment C - Key Performance Indicators April and May 2020

Attachment D - Transit Police Summary April and May 2020

Attachment E - Homeless Update April 2020

Prepared by: Jimmy Abarca, Senior Administrative Analyst, System Security and Law Enforcement,  
(213) 922-2615

Reviewed by: Bob Green, Chief System Security and Law Enforcement Officer, (213) 922-4811



---

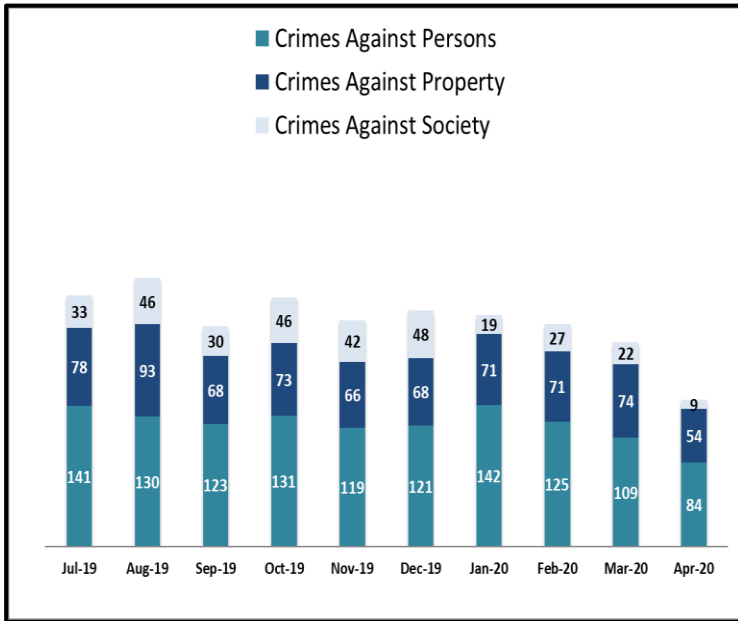
Phillip A. Washington  
Chief Executive Officer

# SYSTEM-WIDE LAW ENFORCEMENT OVERVIEW

APRIL 2020

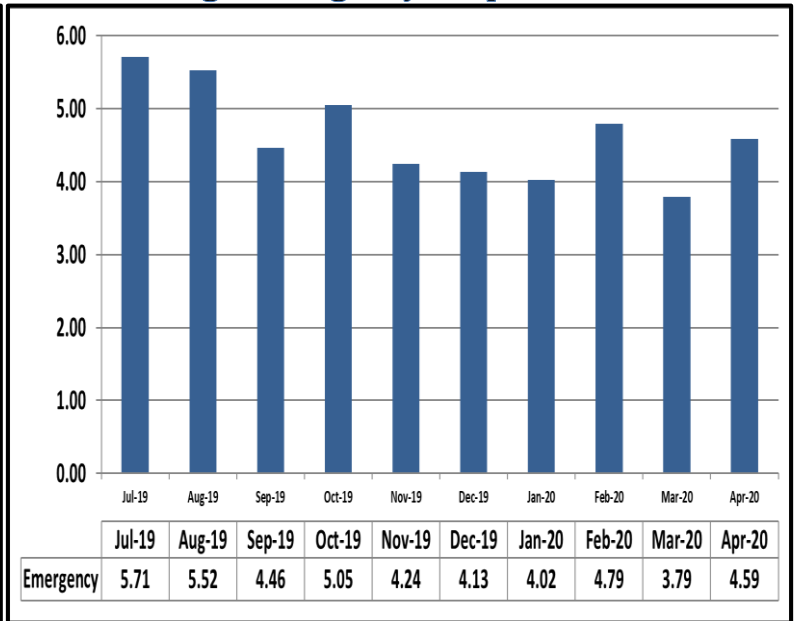
Attachment A

## Crimes Against Persons, Property, and Society



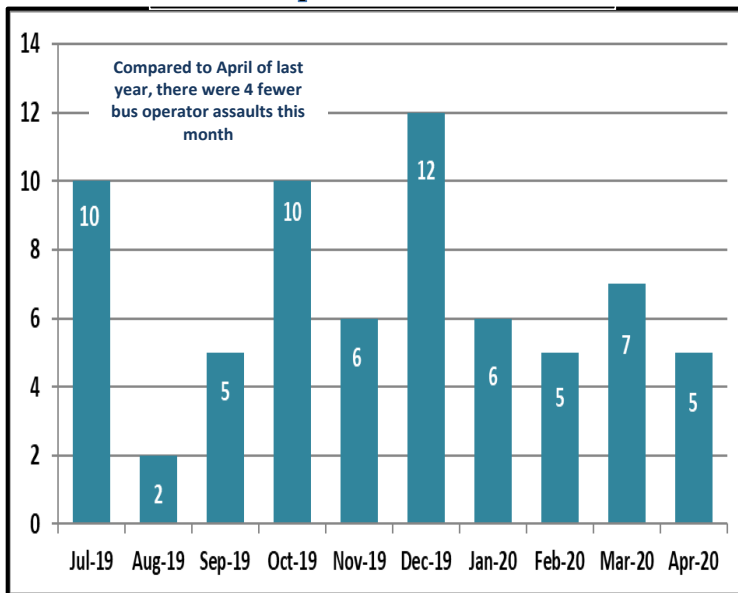
When compared to the same period last year, Crimes Against Persons decreased by 52 crimes, Crimes Against Property decreased by 34 crimes, and Crimes Against Society increased by 19 crimes.

## Average Emergency Response Times

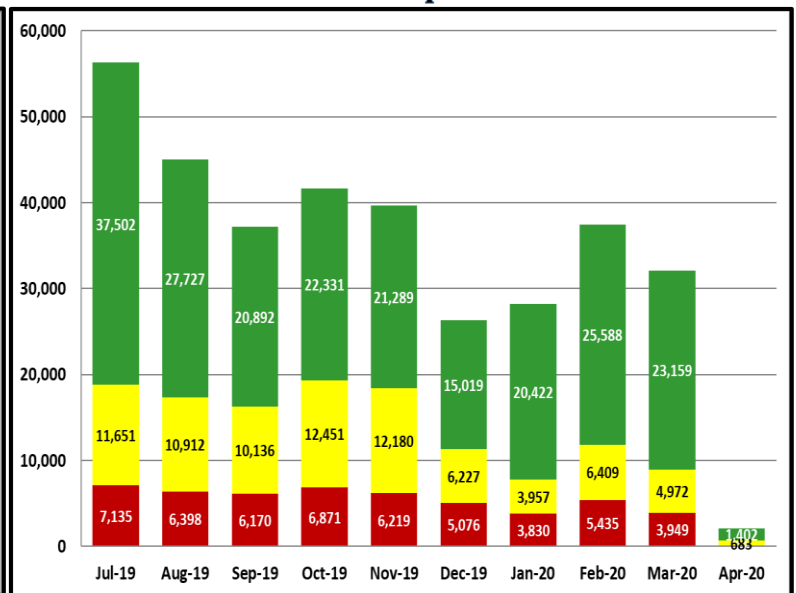


Average emergency response time was 4.59 mins.

## Bus Operator Assaults



## Fare Compliance



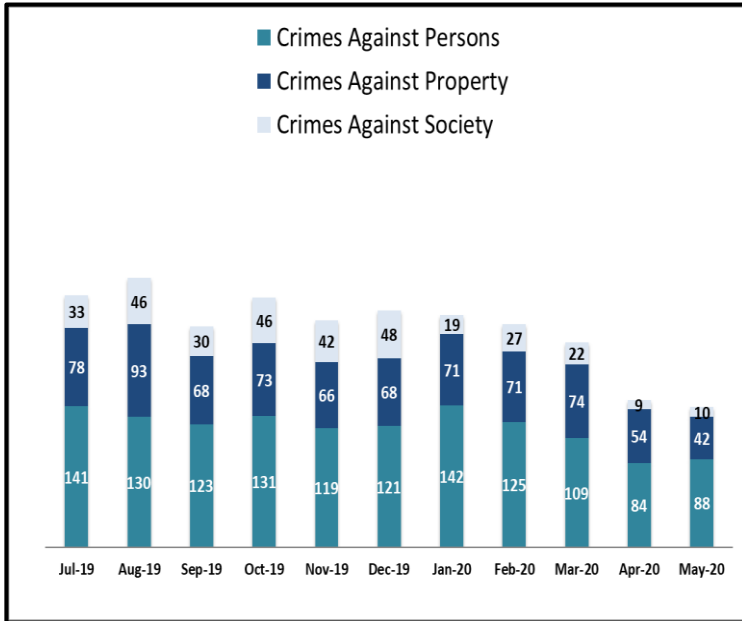
**Green Checks**- Occurs when a patron has valid fare  
**Yellow Checks**- Occurs when a patron has valid fare, but did not tap at transfer station  
**Red Checks**- Occurs when a patron has invalid fare

# SYSTEM-WIDE LAW ENFORCEMENT OVERVIEW

MAY 2020

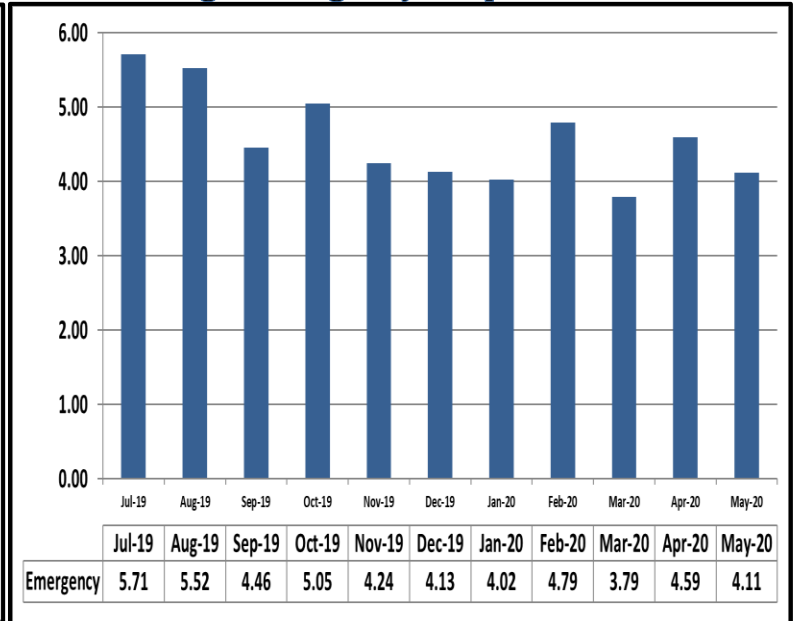
Attachment A

## Crimes Against Persons, Property, and Society



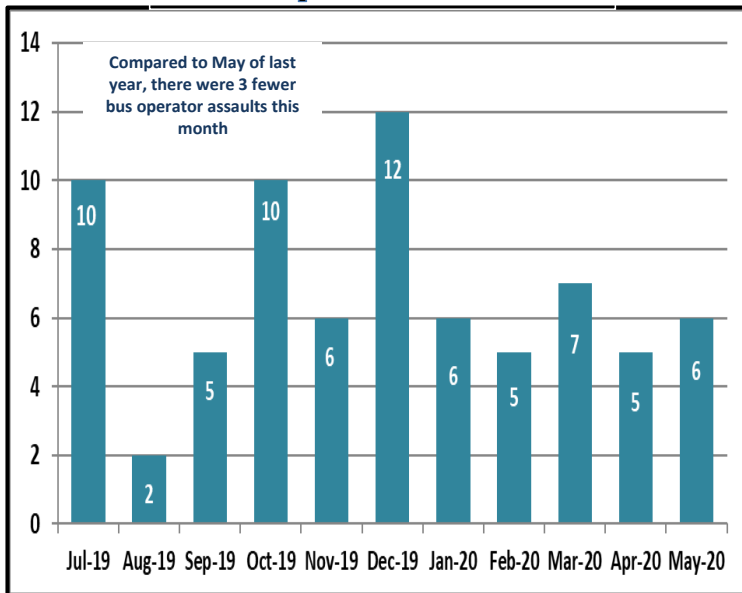
When compared to the same period last year, Crimes Against Persons decreased by 37 crimes, Crimes Against Property decreased by 34 crimes, and Crimes Against Society increased by 28 crimes.

## Average Emergency Response Times

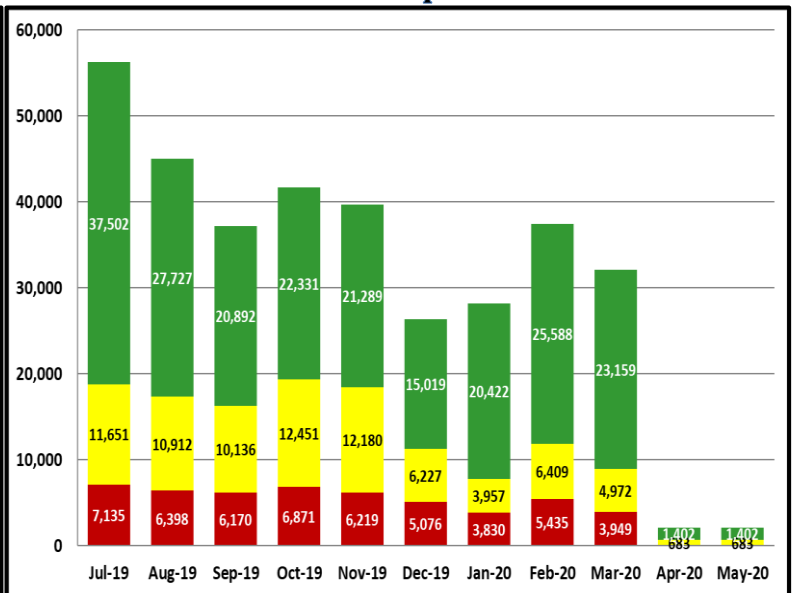


Average emergency response time was 4.11 mins.

## Bus Operator Assaults



## Fare Compliance



**Green Checks**- Occurs when a patron has valid fare

**Yellow Checks**- Occurs when a patron has valid fare, but did not tap at transfer station

**Red Checks**- Occurs when a patron has invalid fare

### MONTHLY UPDATE ON TRANSIT POLICING PERFORMANCE - APRIL 2020

| REPORTED CRIME                 |          |           |          |            |
|--------------------------------|----------|-----------|----------|------------|
| CRIMES AGAINST PERSONS         | LAPD     | LASD      | LBPD     | FYTD       |
| Homicide                       | 0        | 0         | 0        | 0          |
| Rape                           | 0        | 0         | 0        | 1          |
| Robbery                        | 1        | 3         | 0        | 35         |
| Aggravated Assault             | 2        | 2         | 0        | 25         |
| Aggravated Assault on Operator | 0        | 0         | 0        | 0          |
| Battery                        | 1        | 3         | 0        | 47         |
| Battery Rail Operator          | 0        | 0         | 0        | 0          |
| Sex Offenses                   | 1        | 0         | 0        | 6          |
| <b>SUB-TOTAL</b>               | <b>5</b> | <b>8</b>  | <b>0</b> | <b>114</b> |
| CRIMES AGAINST PROPERTY        | LAPD     | LASD      | LBPD     | FYTD       |
| Burglary                       | 0        | 0         | 0        | 2          |
| Larceny                        | 4        | 3         | 0        | 37         |
| Bike Theft                     | 0        | 0         | 0        | 0          |
| Motor Vehicle Theft            | 0        | 1         | 0        | 5          |
| Arson                          | 0        | 0         | 0        | 0          |
| Vandalism                      | 0        | 4         | 0        | 27         |
| Other                          | 0        | 0         | 0        | 0          |
| <b>SUB-TOTAL</b>               | <b>4</b> | <b>8</b>  | <b>0</b> | <b>71</b>  |
| CRIMES AGAINST SOCIETY         | LAPD     | LASD      | LBPD     | FYTD       |
| Weapons                        | 0        | 1         | 0        | 16         |
| Narcotics                      | 0        | 1         | 0        | 54         |
| Trespassing                    | 0        | 1         | 0        | 15         |
| <b>SUB-TOTAL</b>               | <b>0</b> | <b>3</b>  | <b>0</b> | <b>85</b>  |
| <b>TOTAL</b>                   | <b>9</b> | <b>19</b> | <b>0</b> | <b>270</b> |

| CRIMES PER STATION     |                        |                         |                        |            |
|------------------------|------------------------|-------------------------|------------------------|------------|
| STATION                | CRIMES AGAINST PERSONS | CRIMES AGAINST PROPERTY | CRIMES AGAINST SOCIETY | FYTD       |
| 7th St/Metro Ctr       | 0                      | 3                       | 0                      | 17         |
| Pico                   | 1                      | 0                       | 0                      | 7          |
| Grand/LATTC            | 0                      | 1                       | 0                      | 1          |
| San Pedro St           | 2                      | 0                       | 0                      | 5          |
| Washington             | 0                      | 0                       | 0                      | 5          |
| Vernon                 | 0                      | 0                       | 0                      | 2          |
| Slauson                | 1                      | 1                       | 0                      | 16         |
| Florence               | 0                      | 0                       | 0                      | 20         |
| Firestone              | 1                      | 0                       | 0                      | 13         |
| 103rd St/Watts Towers  | 2                      | 0                       | 0                      | 9          |
| Willowbrook/Rosa Parks | 5                      | 6                       | 2                      | 64         |
| Compton                | 0                      | 0                       | 0                      | 34         |
| Artesia                | 1                      | 1                       | 1                      | 31         |
| Del Amo                | 0                      | 0                       | 0                      | 7          |
| Wardlow                | 0                      | 0                       | 0                      | 2          |
| Willow St              | 0                      | 0                       | 0                      | 10         |
| PCH                    | 0                      | 0                       | 0                      | 8          |
| Anaheim St             | 0                      | 0                       | 0                      | 7          |
| 5th St                 | 0                      | 0                       | 0                      | 1          |
| 1st St                 | 0                      | 0                       | 0                      | 2          |
| Downtown Long Beach    | 0                      | 0                       | 0                      | 9          |
| Pacific Av             | 0                      | 0                       | 0                      | 1          |
| Blue Line Rail Yard    | 0                      | 0                       | 0                      | 0          |
| <b>Total</b>           | <b>13</b>              | <b>12</b>               | <b>3</b>               | <b>271</b> |

| ARRESTS      |          |           |          |            |
|--------------|----------|-----------|----------|------------|
| AGENCY       | LAPD     | LASD      | LBPD     | FYTD       |
| Felony       | 2        | 7         | 0        | 186        |
| Misdemeanor  | 0        | 13        | 3        | 759        |
| <b>TOTAL</b> | <b>2</b> | <b>20</b> | <b>3</b> | <b>945</b> |

| CITATIONS              |          |           |           |               |
|------------------------|----------|-----------|-----------|---------------|
| AGENCY                 | LAPD     | LASD      | LBPD      | FYTD          |
| Other Citations        | 3        | 17        | 2         | 10,100        |
| Vehicle Code Citations | 0        | 0         | 12        | 8,644         |
| <b>TOTAL</b>           | <b>3</b> | <b>17</b> | <b>14</b> | <b>18,744</b> |

| CALLS FOR SERVICE |           |            |           |              |
|-------------------|-----------|------------|-----------|--------------|
| AGENCY            | LAPD      | LASD       | LBPD      | FYTD         |
| Routine           | 0         | 47         | 1         | 689          |
| Priority          | 10        | 67         | 20        | 1,169        |
| Emergency         | 1         | 15         | 11        | 286          |
| <b>TOTAL</b>      | <b>11</b> | <b>129</b> | <b>32</b> | <b>2,144</b> |

| DISPATCHED VS. PROACTIVE |             |             |             |
|--------------------------|-------------|-------------|-------------|
| AGENCY                   | LAPD        | LASD        | LBPD        |
| Dispatched               | 18%         | 2%          | 1%          |
| Proactive                | 82%         | 98%         | 99%         |
| <b>TOTAL</b>             | <b>100%</b> | <b>100%</b> | <b>100%</b> |

| PERCENTAGE OF TIME ON THE RAIL SYSTEM |     |
|---------------------------------------|-----|
| Blue Line-LAPD                        | 91% |
| Blue Line-LASD                        | 14% |
| Blue Line-LBPD                        | 70% |

| GRADE CROSSING OPERATIONS |          |           |          |            |
|---------------------------|----------|-----------|----------|------------|
| LOCATION                  | LAPD     | LASD      | LBPD     | FYTD       |
| Washington St             | 0        | 0         | 0        | 109        |
| Flower St                 | 0        | 0         | 0        | 46         |
| 103rd St                  | 0        | 0         | 0        | 3          |
| Wardlow Rd                | 0        | 0         | 2        | 27         |
| Pacific Ave.              | 0        | 0         | 0        | 2          |
| Willowbrook               | 0        | 23        | 0        | 262        |
| Slauson                   | 0        | 12        | 0        | 83         |
| Firestone                 | 0        | 7         | 0        | 38         |
| Florence                  | 0        | 25        | 0        | 102        |
| Compton                   | 0        | 11        | 0        | 164        |
| Artesia                   | 0        | 4         | 0        | 34         |
| Del Amo                   | 0        | 5         | 0        | 33         |
| Long Beach Blvd           | 0        | 0         | 0        | 10         |
| <b>TOTAL</b>              | <b>0</b> | <b>87</b> | <b>2</b> | <b>913</b> |

| LEGEND                                  |
|---|
| Los Angeles Police Department           |
| Los Angeles County Sheriff's Department |
| Long Beach Police Department            |



### MONTHLY UPDATE ON TRANSIT POLICING PERFORMANCE - APRIL 2020

| REPORTED CRIME                 |          |          |            |
|--------------------------------|----------|----------|------------|
| CRIMES AGAINST PERSONS         | LAPD     | LASD     | FYTD       |
| Homicide                       | 0        | 0        | 0          |
| Rape                           | 0        | 0        | 3          |
| Robbery                        | 0        | 0        | 29         |
| Aggravated Assault             | 0        | 0        | 16         |
| Aggravated Assault on Operator | 0        | 0        | 0          |
| Battery                        | 0        | 3        | 38         |
| Battery Rail Operator          | 0        | 0        | 0          |
| Sex Offenses                   | 0        | 1        | 8          |
| <b>SUB-TOTAL</b>               | <b>0</b> | <b>4</b> | <b>94</b>  |
| CRIMES AGAINST PROPERTY        | LAPD     | LASD     | FYTD       |
| Burglary                       | 0        | 0        | 3          |
| Larceny                        | 0        | 2        | 16         |
| Bike Theft                     | 0        | 0        | 1          |
| Motor Vehicle Theft            | 0        | 0        | 3          |
| Arson                          | 0        | 0        | 1          |
| Vandalism                      | 1        | 0        | 10         |
| <b>SUB-TOTAL</b>               | <b>1</b> | <b>2</b> | <b>34</b>  |
| CRIMES AGAINST SOCIETY         | LAPD     | LASD     | FYTD       |
| Weapons                        | 0        | 0        | 12         |
| Narcotics                      | 0        | 0        | 21         |
| Trespassing                    | 0        | 0        | 5          |
| <b>SUB-TOTAL</b>               | <b>0</b> | <b>0</b> | <b>38</b>  |
| <b>TOTAL</b>                   | <b>1</b> | <b>6</b> | <b>166</b> |

| ARRESTS      |          |          |            |
|--------------|----------|----------|------------|
| AGENCY       | LAPD     | LASD     | FYTD       |
| Felony       | 0        | 1        | 64         |
| Misdemeanor  | 0        | 2        | 279        |
| <b>TOTAL</b> | <b>0</b> | <b>3</b> | <b>343</b> |

| CITATIONS              |          |          |            |
|------------------------|----------|----------|------------|
| AGENCY                 | LAPD     | LASD     | FYTD       |
| Other Citations        | 0        | 6        | 384        |
| Vehicle Code Citations | 0        | 1        | 98         |
| <b>TOTAL</b>           | <b>0</b> | <b>7</b> | <b>482</b> |

| CALLS FOR SERVICE |          |            |              |
|-------------------|----------|------------|--------------|
| AGENCY            | LAPD     | LASD       | FYTD         |
| Routine           | 1        | 107        | 1,015        |
| Priority          | 4        | 80         | 806          |
| Emergency         | 0        | 10         | 118          |
| <b>TOTAL</b>      | <b>5</b> | <b>197</b> | <b>1,939</b> |

| DISPATCHED VS. PROACTIVE |             |             |
|--------------------------|-------------|-------------|
| AGENCY                   | LAPD        | LASD        |
| Dispatched               | 17%         | 4%          |
| Proactive                | 83%         | 96%         |
| <b>TOTAL</b>             | <b>100%</b> | <b>100%</b> |

| CRIMES PER STATION     |                        |                         |                        |            |
|------------------------|------------------------|-------------------------|------------------------|------------|
| STATION                | CRIMES AGAINST PERSONS | CRIMES AGAINST PROPERTY | CRIMES AGAINST SOCIETY | FYTD       |
| Redondo Beach          | 0                      | 1                       | 0                      | 8          |
| Douglas                | 0                      | 0                       | 0                      | 0          |
| El Segundo             | 0                      | 0                       | 0                      | 3          |
| Mariposa               | 0                      | 0                       | 0                      | 1          |
| Aviation/LAX           | 0                      | 0                       | 0                      | 3          |
| Hawthorne/Lennox       | 1                      | 0                       | 0                      | 8          |
| Crenshaw               | 0                      | 1                       | 0                      | 16         |
| Vermont/Athens         | 0                      | 0                       | 0                      | 14         |
| Harbor Fwy             | 0                      | 0                       | 0                      | 8          |
| Avalon                 | 0                      | 1                       | 0                      | 13         |
| Willowbrook/Rosa Parks | 2                      | 0                       | 0                      | 44         |
| Long Beach Bl          | 0                      | 0                       | 0                      | 24         |
| Lakewood Bl            | 0                      | 0                       | 0                      | 13         |
| Norwalk                | 1                      | 0                       | 0                      | 14         |
| <b>Total</b>           | <b>4</b>               | <b>3</b>                | <b>0</b>               | <b>169</b> |

| PERCENTAGE OF TIME SPENT ON THE RAIL SYSTEM |     |
|---|-----|
| Green Line-LAPD                             | 90% |
| Green Line-LASD                             | 19% |

| LEGEND                                  |  |
|---|--|
| Los Angeles Police Department           |  |
| Los Angeles County Sheriff's Department |  |

### MONTHLY UPDATE ON TRANSIT POLICING PERFORMANCE - APRIL 2020

| REPORTED CRIME                 |          |          |            |
|--------------------------------|----------|----------|------------|
| CRIMES AGAINST PERSONS         | LAPD     | LASD     | FYTD       |
| Homicide                       | 0        | 0        | 0          |
| Rape                           | 0        | 0        | 0          |
| Robbery                        | 1        | 0        | 28         |
| Aggravated Assault             | 0        | 2        | 19         |
| Aggravated Assault on Operator | 0        | 0        | 0          |
| Battery                        | 5        | 0        | 50         |
| Battery Rail Operator          | 0        | 0        | 0          |
| Sex Offenses                   | 0        | 1        | 16         |
| <b>SUB-TOTAL</b>               | <b>6</b> | <b>3</b> | <b>113</b> |
| CRIMES AGAINST PROPERTY        | LAPD     | LASD     | FYTD       |
| Burglary                       | 0        | 0        | 1          |
| Larceny                        | 0        | 2        | 59         |
| Bike Theft                     | 0        | 0        | 17         |
| Motor Vehicle Theft            | 0        | 0        | 0          |
| Arson                          | 0        | 0        | 0          |
| Vandalism                      | 1        | 0        | 4          |
| <b>SUB-TOTAL</b>               | <b>1</b> | <b>2</b> | <b>81</b>  |
| CRIMES AGAINST SOCIETY         | LAPD     | LASD     | FYTD       |
| Weapons                        | 0        | 0        | 2          |
| Narcotics                      | 0        | 0        | 2          |
| Trespassing                    | 0        | 0        | 6          |
| <b>SUB-TOTAL</b>               | <b>0</b> | <b>0</b> | <b>10</b>  |
| <b>TOTAL</b>                   | <b>7</b> | <b>5</b> | <b>204</b> |

| ARRESTS      |          |          |            |
|--------------|----------|----------|------------|
| AGENCY       | LAPD     | LASD     | FYTD       |
| Felony       | 0        | 2        | 51         |
| Misdemeanor  | 4        | 2        | 107        |
| <b>TOTAL</b> | <b>4</b> | <b>4</b> | <b>158</b> |

| CITATIONS              |           |          |            |
|------------------------|-----------|----------|------------|
| AGENCY                 | LAPD      | LASD     | FYTD       |
| Other Citations        | 9         | 7        | 267        |
| Vehicle Code Citations | 29        | 0        | 201        |
| <b>TOTAL</b>           | <b>38</b> | <b>7</b> | <b>468</b> |

| CALLS FOR SERVICE |           |            |              |
|-------------------|-----------|------------|--------------|
| AGENCY            | LAPD      | LASD       | FYTD         |
| Routine           | 5         | 90         | 806          |
| Priority          | 19        | 36         | 707          |
| Emergency         | 1         | 1          | 74           |
| <b>TOTAL</b>      | <b>25</b> | <b>127</b> | <b>1,587</b> |

| DISPATCHED VS. PROACTIVE |             |             |
|--------------------------|-------------|-------------|
| AGENCY                   | LAPD        | LASD        |
| Dispatched               | 19%         | 9%          |
| Proactive                | 81%         | 91%         |
| <b>TOTAL</b>             | <b>100%</b> | <b>100%</b> |

| CRIMES PER STATION    |                        |                         |                        |            |
|-----------------------|------------------------|-------------------------|------------------------|------------|
| STATION               | CRIMES AGAINST PERSONS | CRIMES AGAINST PROPERTY | CRIMES AGAINST SOCIETY | FYTD       |
| 7th St/Metro Ctr      | 0                      | 1                       | 0                      | 9          |
| Pico                  | 0                      | 0                       | 0                      | 0          |
| LATTC/Ortho Institute | 0                      | 0                       | 0                      | 18         |
| Jefferson/USC         | 0                      | 0                       | 0                      | 10         |
| Expo Park/USC         | 0                      | 0                       | 0                      | 4          |
| Expo/Vermont          | 2                      | 0                       | 0                      | 17         |
| Expo/Western          | 0                      | 0                       | 0                      | 19         |
| Expo/Crenshaw         | 2                      | 0                       | 0                      | 14         |
| Farmdale              | 0                      | 0                       | 0                      | 15         |
| Expo/La Brea          | 0                      | 0                       | 0                      | 18         |
| La Cienega/Jefferson  | 2                      | 0                       | 0                      | 13         |
| Culver City           | 0                      | 1                       | 0                      | 11         |
| Palms                 | 0                      | 0                       | 0                      | 7          |
| Westwood/Rancho Park  | 0                      | 0                       | 0                      | 2          |
| Expo/Sepulveda        | 0                      | 0                       | 0                      | 9          |
| Expo/Bundy            | 0                      | 0                       | 0                      | 22         |
| 26th St/Bergamot      | 0                      | 0                       | 0                      | 5          |
| 17th St/SMC           | 0                      | 0                       | 0                      | 5          |
| Downtown Santa Monica | 3                      | 1                       | 0                      | 16         |
| Expo Line Rail Yard   | 0                      | 0                       | 0                      | 0          |
| <b>Total</b>          | <b>9</b>               | <b>3</b>                | <b>0</b>               | <b>214</b> |

| PERCENTAGE OF TIME SPENT ON THE RAIL SYSTEM |     |
|---|-----|
| Expo Line-LAPD                              | 89% |
| Expo Line-LASD                              | 10% |

| GRADE CROSSING OPERATIONS |          |          |              |
|---------------------------|----------|----------|--------------|
| LOCATION                  | LAPD     | LASD     | FYTD         |
| Exposition Blvd           | 0        | 0        | 995          |
| Santa Monica              | N/A      | 7        | 137          |
| Culver City               | N/A      | 1        | 6            |
| <b>TOTAL</b>              | <b>0</b> | <b>8</b> | <b>1,138</b> |

| LEGEND                                  |  |
|---|--|
| Los Angeles Police Department           |  |
| Los Angeles County Sheriff's Department |  |

### MONTHLY UPDATE ON TRANSIT POLICING PERFORMANCE - APRIL 2020

| REPORTED CRIME                 |           |            |
|--------------------------------|-----------|------------|
| CRIMES AGAINST PERSONS         | LAPD      | FYTD       |
| Homicide                       | 0         | 0          |
| Rape                           | 1         | 2          |
| Robbery                        | 2         | 29         |
| Aggravated Assault             | 2         | 40         |
| Aggravated Assault on Operator | 0         | 0          |
| Battery                        | 13        | 169        |
| Battery Rail Operator          | 0         | 1          |
| Sex Offenses                   | 0         | 16         |
| <b>SUB-TOTAL</b>               | <b>18</b> | <b>257</b> |
| CRIMES AGAINST PROPERTY        | LAPD      | FYTD       |
| Burglary                       | 0         | 0          |
| Larceny                        | 15        | 133        |
| Bike Theft                     | 1         | 9          |
| Motor Vehicle Theft            | 0         | 0          |
| Arson                          | 0         | 0          |
| Vandalism                      | 2         | 14         |
| <b>SUB-TOTAL</b>               | <b>18</b> | <b>156</b> |
| CRIMES AGAINST SOCIETY         | LAPD      | FYTD       |
| Weapons                        | 0         | 0          |
| Narcotics                      | 0         | 0          |
| Trespassing                    | 2         | 34         |
| <b>SUB-TOTAL</b>               | <b>2</b>  | <b>34</b>  |
| <b>TOTAL</b>                   | <b>38</b> | <b>447</b> |

| ARRESTS      |           |              |
|--------------|-----------|--------------|
| AGENCY       | LAPD      | FYTD         |
| Felony       | 6         | 249          |
| Misdemeanor  | 12        | 874          |
| <b>TOTAL</b> | <b>18</b> | <b>1,123</b> |

| CITATIONS              |            |              |
|------------------------|------------|--------------|
| AGENCY                 | LAPD       | FYTD         |
| Other Citations        | 88         | 3,932        |
| Vehicle Code Citations | 14         | 1,275        |
| <b>TOTAL</b>           | <b>102</b> | <b>5,207</b> |

| CALLS FOR SERVICE |           |            |
|-------------------|-----------|------------|
| AGENCY            | LAPD      | FYTD       |
| Routine           | 12        | 63         |
| Priority          | 61        | 155        |
| Emergency         | 2         | 6          |
| <b>TOTAL</b>      | <b>75</b> | <b>224</b> |

| DISPATCHED VS. PROACTIVE |             |
|--------------------------|-------------|
| AGENCY                   | LAPD        |
| Dispatched               | 19%         |
| Proactive                | 81%         |
| <b>TOTAL</b>             | <b>100%</b> |

| CRIMES PER STATION         |                        |                         |                        |            |
|----------------------------|------------------------|-------------------------|------------------------|------------|
| STATION                    | CRIMES AGAINST PERSONS | CRIMES AGAINST PROPERTY | CRIMES AGAINST SOCIETY | FYTD       |
| Union Station              | 5                      | 1                       | 1                      | 69         |
| Civic Center/Grand Park    | 0                      | 0                       | 0                      | 12         |
| Pershing Square            | 1                      | 2                       | 0                      | 36         |
| 7th St/Metro Ctr           | 3                      | 1                       | 0                      | 48         |
| Westlake/MacArthur Park    | 3                      | 4                       | 0                      | 56         |
| Wilshire/Vermont           | 1                      | 1                       | 1                      | 30         |
| Wilshire/Normandie         | 0                      | 0                       | 0                      | 5          |
| Vermont/Beverly            | 0                      | 0                       | 0                      | 25         |
| Wilshire/Western           | 0                      | 0                       | 0                      | 13         |
| Vermont/Santa Monica       | 1                      | 0                       | 0                      | 20         |
| Vermont/Sunset             | 0                      | 1                       | 0                      | 16         |
| Hollywood/Western          | 1                      | 0                       | 0                      | 17         |
| Hollywood/Vine             | 1                      | 2                       | 0                      | 23         |
| Hollywood/Highland         | 2                      | 1                       | 0                      | 26         |
| Universal City/Studio City | 0                      | 1                       | 0                      | 11         |
| North Hollywood            | 0                      | 4                       | 0                      | 38         |
| Red Line Rail Yard         | 0                      | 0                       | 0                      | 0          |
| <b>Total</b>               | <b>18</b>              | <b>18</b>               | <b>2</b>               | <b>445</b> |

| PERCENTAGE OF TIME SPENT ON THE RAIL SYSTEM |     |
|---|-----|
| Red Line- LAPD                              | 89% |

| LEGEND                        |
|-------------------------------|
| Los Angeles Police Department |

# GOLD LINE

## ATTACHMENT B

### MONTHLY UPDATE ON TRANSIT POLICING PERFORMANCE - APRIL 2020

| REPORTED CRIME                 |          |          |            |
|--------------------------------|----------|----------|------------|
| CRIMES AGAINST PERSONS         | LAPD     | LASD     | FYTD       |
| Homicide                       | 0        | 0        | 0          |
| Rape                           | 0        | 0        | 2          |
| Robbery                        | 1        | 0        | 11         |
| Aggravated Assault             | 0        | 0        | 13         |
| Aggravated Assault on Operator | 0        | 0        | 0          |
| Battery                        | 0        | 2        | 31         |
| Battery Rail Operator          | 0        | 0        | 1          |
| Sex Offenses                   | 0        | 0        | 3          |
| <b>SUB-TOTAL</b>               | <b>1</b> | <b>2</b> | <b>61</b>  |
| CRIMES AGAINST PROPERTY        | LAPD     | LASD     | FYTD       |
| Burglary                       | 0        | 0        | 0          |
| Larceny                        | 0        | 0        | 35         |
| Bike Theft                     | 0        | 0        | 13         |
| Motor Vehicle Theft            | 0        | 0        | 4          |
| Arson                          | 0        | 0        | 1          |
| Vandalism                      | 1        | 0        | 18         |
| <b>SUB-TOTAL</b>               | <b>1</b> | <b>0</b> | <b>71</b>  |
| CRIMES AGAINST SOCIETY         | LAPD     | LASD     | FYTD       |
| Weapons                        | 0        | 0        | 5          |
| Narcotics                      | 0        | 0        | 6          |
| Trespassing                    | 0        | 0        | 2          |
| <b>SUB-TOTAL</b>               | <b>0</b> | <b>0</b> | <b>13</b>  |
| <b>TOTAL</b>                   | <b>2</b> | <b>2</b> | <b>145</b> |

| ARRESTS      |          |          |            |
|--------------|----------|----------|------------|
| AGENCY       | LAPD     | LASD     | FYTD       |
| Felony       | 0        | 0        | 41         |
| Misdemeanor  | 0        | 2        | 159        |
| <b>TOTAL</b> | <b>0</b> | <b>2</b> | <b>200</b> |

| CITATIONS              |           |          |            |
|------------------------|-----------|----------|------------|
| AGENCY                 | LAPD      | LASD     | FYTD       |
| Other Citations        | 10        | 2        | 375        |
| Vehicle Code Citations | 0         | 0        | 100        |
| <b>TOTAL</b>           | <b>10</b> | <b>2</b> | <b>475</b> |

| CALLS FOR SERVICE |           |            |              |
|-------------------|-----------|------------|--------------|
| AGENCY            | LAPD      | LASD       | FYTD         |
| Routine           | 4         | 90         | 1,168        |
| Priority          | 13        | 83         | 1,134        |
| Emergency         | 0         | 9          | 135          |
| <b>TOTAL</b>      | <b>17</b> | <b>182</b> | <b>2,437</b> |

| DISPATCHED VS. PROACTIVE |             |             |
|--------------------------|-------------|-------------|
| AGENCY                   | LAPD        | LASD        |
| Dispatched               | 17%         | 4%          |
| Proactive                | 83%         | 96%         |
| <b>TOTAL</b>             | <b>100%</b> | <b>100%</b> |

| PERCENTAGE OF TIME SPENT ON THE RAIL SYSTEM |     |
|---|-----|
| Gold Line-LAPD                              | 89% |
| Gold Line-LASD                              | 26% |

| GRADE CROSSING OPERATIONS |          |           |              |
|---------------------------|----------|-----------|--------------|
| LOCATION                  | LAPD     | LASD      | FYTD         |
| Marmion Way               | 0        | 0         | 684          |
| Arcadia Station           | 0        | 9         | 85           |
| Irwindale                 | 0        | 4         | 37           |
| Monrovia                  | 0        | 3         | 38           |
| City of Pasadena          | 0        | 13        | 224          |
| Magnolia Ave              | 0        | 0         | 1            |
| Duarte Station            | 0        | 8         | 38           |
| City Of Azusa             | 0        | 1         | 107          |
| South Pasadena            | 0        | 8         | 113          |
| City Of East LA           | 0        | 16        | 84           |
| Figueroa St               | 0        | 0         | 342          |
| <b>TOTAL GOAL= 10</b>     | <b>0</b> | <b>62</b> | <b>1,753</b> |

| LEGEND                                  |  |
|---|--|
| Los Angeles Police Department           |  |
| Los Angeles County Sheriff's Department |  |

| CRIMES PER STATION         |                        |                         |                        |            |
|----------------------------|------------------------|-------------------------|------------------------|------------|
| STATION                    | CRIMES AGAINST PERSONS | CRIMES AGAINST PROPERTY | CRIMES AGAINST SOCIETY | FYTD       |
| APU/Citrus College         | 1                      | 0                       | 0                      | 10         |
| Azusa Downtown             | 0                      | 0                       | 0                      | 4          |
| Irwindale                  | 0                      | 0                       | 0                      | 7          |
| Duarte/City of Hope        | 0                      | 0                       | 0                      | 9          |
| Monrovia                   | 0                      | 0                       | 0                      | 9          |
| Arcadia                    | 0                      | 0                       | 0                      | 4          |
| Sierra Madre Villa         | 0                      | 0                       | 0                      | 9          |
| Allen                      | 0                      | 0                       | 0                      | 4          |
| Lake                       | 1                      | 0                       | 0                      | 5          |
| Memorial Park              | 0                      | 0                       | 0                      | 10         |
| Del Mar                    | 0                      | 0                       | 0                      | 2          |
| Fillmore                   | 0                      | 0                       | 0                      | 2          |
| South Pasadena             | 0                      | 0                       | 0                      | 2          |
| Highland Park              | 0                      | 0                       | 0                      | 5          |
| Southwest Museum           | 0                      | 0                       | 0                      | 4          |
| Heritage Square            | 0                      | 0                       | 0                      | 2          |
| Lincoln/Cypress            | 1                      | 0                       | 0                      | 6          |
| Chinatown                  | 0                      | 0                       | 0                      | 4          |
| Union Station              | 0                      | 0                       | 0                      | 13         |
| Little Tokyo/Arts Dist     | 0                      | 0                       | 0                      | 4          |
| Pico/Aliso                 | 0                      | 0                       | 0                      | 2          |
| Mariachi Plaza             | 0                      | 1                       | 0                      | 4          |
| Soto                       | 0                      | 0                       | 0                      | 6          |
| Indiana (both LAPD & LASD) | 0                      | 0                       | 0                      | 4          |
| Maravilla                  | 0                      | 0                       | 0                      | 2          |
| East LA Civic Ctr          | 0                      | 0                       | 0                      | 2          |
| Atlantic                   | 0                      | 0                       | 0                      | 10         |
| <b>Total</b>               | <b>3</b>               | <b>1</b>                | <b>0</b>               | <b>145</b> |

### MONTHLY UPDATE ON TRANSIT POLICING PERFORMANCE - APRIL 2020

| REPORTED CRIME                 |          |           |
|--------------------------------|----------|-----------|
| CRIMES AGAINST PERSONS         | LAPD     | FYTD      |
| Homicide                       | 0        | 1         |
| Rape                           | 0        | 0         |
| Robbery                        | 1        | 12        |
| Aggravated Assault             | 0        | 7         |
| Aggravated Assault on Operator | 0        | 0         |
| Battery                        | 0        | 15        |
| Battery Bus Operator           | 0        | 1         |
| Sex Offenses                   | 1        | 1         |
| <b>SUB-TOTAL</b>               | <b>2</b> | <b>37</b> |
| CRIMES AGAINST PROPERTY        | LAPD     | FYTD      |
| Burglary                       | 0        | 0         |
| Larceny                        | 1        | 7         |
| Bike Theft                     | 0        | 3         |
| Motor Vehicle Theft            | 0        | 0         |
| Arson                          | 0        | 0         |
| Vandalism                      | 0        | 4         |
| <b>SUB-TOTAL</b>               | <b>1</b> | <b>14</b> |
| CRIMES AGAINST SOCIETY         | LAPD     | FYTD      |
| Weapons                        | 0        | 0         |
| Narcotics                      | 0        | 0         |
| Trespassing                    | 0        | 0         |
| <b>SUB-TOTAL</b>               | <b>0</b> | <b>0</b>  |
| <b>TOTAL</b>                   | <b>3</b> | <b>51</b> |

| ARRESTS      |          |           |
|--------------|----------|-----------|
| AGENCY       | LAPD     | FYTD      |
| Felony       | 0        | 10        |
| Misdemeanor  | 0        | 40        |
| <b>TOTAL</b> | <b>0</b> | <b>50</b> |

| CITATIONS              |          |              |
|------------------------|----------|--------------|
| AGENCY                 | LAPD     | FYTD         |
| Other Citations        | 0        | 2,479        |
| Vehicle Code Citations | 0        | 2,391        |
| <b>TOTAL</b>           | <b>0</b> | <b>4,870</b> |

| CALLS FOR SERVICE |           |            |
|-------------------|-----------|------------|
| AGENCY            | LAPD      | FYTD       |
| Routine           | 1         | 37         |
| Priority          | 13        | 136        |
| Emergency         | 0         | 8          |
| <b>TOTAL</b>      | <b>14</b> | <b>181</b> |

| DISPATCHED VS. PROACTIVE |             |
|--------------------------|-------------|
| AGENCY                   | LAPD        |
| Dispatched               | 16%         |
| Proactive                | 84%         |
| <b>TOTAL</b>             | <b>100%</b> |

| PERCENTAGE OF TIME SPENT ON THE BUS SYSTEM |     |
|--|-----|
| Orange Line- LAPD                          | 91% |

| LEGEND                        |  |
|-------------------------------|--|
| Los Angeles Police Department |  |

| CRIMES PER STATION |                        |                         |                        |           |
|--------------------|------------------------|-------------------------|------------------------|-----------|
| STATION            | CRIMES AGAINST PERSONS | CRIMES AGAINST PROPERTY | CRIMES AGAINST SOCIETY | FYTD      |
| North Hollywood    | 2                      | 1                       | 0                      | 14        |
| Laurel Canyon      | 0                      | 0                       | 0                      | 0         |
| Valley College     | 0                      | 0                       | 0                      | 1         |
| Woodman            | 0                      | 0                       | 0                      | 0         |
| Van Nuys           | 0                      | 0                       | 0                      | 8         |
| Sepulveda          | 0                      | 0                       | 0                      | 2         |
| Woodley            | 0                      | 0                       | 0                      | 2         |
| Balboa             | 0                      | 0                       | 0                      | 3         |
| Reseda             | 0                      | 0                       | 0                      | 3         |
| Tampa              | 0                      | 0                       | 0                      | 3         |
| Pierce College     | 0                      | 0                       | 0                      | 2         |
| De Soto            | 0                      | 0                       | 0                      | 0         |
| Canoga             | 0                      | 0                       | 0                      | 3         |
| Warner Center      | 0                      | 0                       | 0                      | 0         |
| Sherman Way        | 0                      | 0                       | 0                      | 1         |
| Roscoe             | 0                      | 0                       | 0                      | 1         |
| Nordhoff           | 0                      | 0                       | 0                      | 3         |
| Chatsworth         | 0                      | 0                       | 0                      | 6         |
| <b>Total</b>       | <b>2</b>               | <b>1</b>                | <b>0</b>               | <b>52</b> |

### MONTHLY UPDATE ON TRANSIT POLICING PERFORMANCE - APRIL 2020

| REPORTED CRIME                 |          |          |           |
|--------------------------------|----------|----------|-----------|
| CRIMES AGAINST PERSONS         | LAPD     | LASD     | FYTD      |
| Homicide                       | 0        | 0        | 0         |
| Rape                           | 0        | 0        | 0         |
| Robbery                        | 0        | 0        | 2         |
| Aggravated Assault             | 0        | 0        | 2         |
| Aggravated Assault on Operator | 0        | 0        | 0         |
| Battery                        | 0        | 0        | 3         |
| Battery Bus Operator           | 0        | 0        | 0         |
| Sex Offenses                   | 0        | 0        | 2         |
| <b>SUB-TOTAL</b>               | <b>0</b> | <b>0</b> | <b>9</b>  |
| CRIMES AGAINST PROPERTY        | LAPD     | LASD     | FYTD      |
| Burglary                       | 0        | 0        | 0         |
| Larceny                        | 0        | 0        | 8         |
| Bike Theft                     | 0        | 0        | 0         |
| Motor Vehicle Theft            | 0        | 0        | 0         |
| Arson                          | 0        | 0        | 0         |
| Vandalism                      | 0        | 0        | 2         |
| <b>SUB-TOTAL</b>               | <b>0</b> | <b>0</b> | <b>10</b> |
| CRIMES AGAINST SOCIETY         | LAPD     | LASD     | FYTD      |
| Weapons                        | 0        | 0        | 0         |
| Narcotics                      | 0        | 0        | 2         |
| Trespassing                    | 0        | 0        | 0         |
| <b>SUB-TOTAL</b>               | <b>0</b> | <b>0</b> | <b>2</b>  |
| <b>TOTAL</b>                   | <b>0</b> | <b>0</b> | <b>21</b> |

| ARRESTS      |          |          |           |
|--------------|----------|----------|-----------|
| AGENCY       | LAPD     | LASD     | FYTD      |
| Felony       | 0        | 0        | 1         |
| Misdemeanor  | 0        | 0        | 74        |
| <b>TOTAL</b> | <b>0</b> | <b>0</b> | <b>75</b> |

| CITATIONS              |          |          |              |
|------------------------|----------|----------|--------------|
| AGENCY                 | LAPD     | LASD     | FYTD         |
| Other Citations        | 0        | 0        | 2,364        |
| Vehicle Code Citations | 0        | 0        | 2,445        |
| <b>TOTAL</b>           | <b>0</b> | <b>0</b> | <b>4,809</b> |

| CALLS FOR SERVICE |          |          |            |
|-------------------|----------|----------|------------|
| AGENCY            | LAPD     | LASD     | FYTD       |
| Routine           | 0        | 1        | 37         |
| Priority          | 6        | 1        | 67         |
| Emergency         | 1        | 0        | 7          |
| <b>TOTAL</b>      | <b>7</b> | <b>2</b> | <b>111</b> |

| DISPATCHED VS. PROACTIVE |           |             |
|--------------------------|-----------|-------------|
| AGENCY                   | LAPD      | LASD        |
| Dispatched               | 0%        | 1%          |
| Proactive                | 0%        | 99%         |
| <b>TOTAL</b>             | <b>0%</b> | <b>100%</b> |

| CRIMES PER STATION         |                        |                         |                        |           |
|----------------------------|------------------------|-------------------------|------------------------|-----------|
| STATION                    | CRIMES AGAINST PERSONS | CRIMES AGAINST PROPERTY | CRIMES AGAINST SOCIETY | FYTD      |
| El Monte                   | 0                      | 0                       | 0                      | 2         |
| Cal State LA               | 0                      | 0                       | 0                      | 0         |
| LAC/USC Medical Ctr        | 0                      | 0                       | 0                      | 0         |
| Alameda                    | 0                      | 0                       | 0                      | 2         |
| Downtown                   | 0                      | 0                       | 0                      | 3         |
| 37th St/USC                | 0                      | 0                       | 0                      | 0         |
| Slauson                    | 0                      | 0                       | 0                      | 1         |
| Manchester                 | 0                      | 0                       | 0                      | 0         |
| Harbor Fwy                 | 0                      | 0                       | 0                      | 3         |
| Rosecrans                  | 0                      | 0                       | 0                      | 3         |
| Harbor Gateway Transit Ctr | 0                      | 0                       | 0                      | 4         |
| Carson                     | 0                      | 0                       | 0                      | 1         |
| PCH                        | 0                      | 0                       | 0                      | 1         |
| San Pedro/Beacon           | 0                      | 0                       | 0                      | 1         |
| <b>Total</b>               | <b>0</b>               | <b>0</b>                | <b>0</b>               | <b>21</b> |

| PERCENTAGE OF TIME SPENT ON THE BUS SYSTEM |    |
|--|----|
| Silver Line- LAPD                          | 0% |
| Silver Line- LASD                          | 1% |

| LEGEND                                  |  |
|---|--|
| Los Angeles Police Department           |  |
| Los Angeles County Sheriff's Department |  |

## MONTHLY UPDATE ON TRANSIT POLICING PERFORMANCE - APRIL 2020

| REPORTED CRIME                 |           |           |            |
|--------------------------------|-----------|-----------|------------|
| CRIMES AGAINST PERSONS         | LAPD      | LASD      | FYTD       |
| Homicide                       | 0         | 0         | 0          |
| Rape                           | 0         | 0         | 0          |
| Robbery                        | 3         | 1         | 50         |
| Aggravated Assault             | 2         | 4         | 65         |
| Aggravated Assault on Operator | 0         | 0         | 8          |
| Battery                        | 7         | 4         | 223        |
| Battery Bus Operator           | 3         | 2         | 57         |
| Sex Offenses                   | 2         | 0         | 31         |
| <b>SUB-TOTAL</b>               | <b>17</b> | <b>11</b> | <b>434</b> |
| CRIMES AGAINST PROPERTY        | LAPD      | LASD      | FYTD       |
| Burglary                       | 0         | 0         | 0          |
| Larceny                        | 1         | 1         | 147        |
| Bike Theft                     | 0         | 1         | 10         |
| Motor Vehicle Theft            | 0         | 0         | 2          |
| Arson                          | 0         | 0         | 0          |
| Vandalism                      | 3         | 3         | 43         |
| <b>SUB-TOTAL</b>               | <b>4</b>  | <b>5</b>  | <b>202</b> |
| CRIMES AGAINST SOCIETY         | LAPD      | LASD      | FYTD       |
| Weapons                        | 0         | 0         | 13         |
| Narcotics                      | 0         | 0         | 75         |
| Trespassing                    | 0         | 0         | 6          |
| <b>SUB-TOTAL</b>               | <b>0</b>  | <b>0</b>  | <b>94</b>  |
| <b>TOTAL</b>                   | <b>21</b> | <b>16</b> | <b>730</b> |

| LASD's Crimes per Sector |           |            |
|--------------------------|-----------|------------|
| Sector                   |           | FYTD       |
| Westside                 | 3         | 14         |
| San Fernando             | 0         | 11         |
| San Gabriel Valley       | 3         | 38         |
| Gateway Cities           | 7         | 94         |
| South Bay                | 3         | 86         |
| <b>Total</b>             | <b>16</b> | <b>243</b> |

| LAPD's Crimes per Sector |           |            |
|--------------------------|-----------|------------|
| Sector                   |           | FYTD       |
| <b>Valley Bureau</b>     |           |            |
| Van Nuys                 | 1         | 14         |
| West Valley              | 2         | 8          |
| North Hollywood          | 0         | 14         |
| Foothill                 | 1         | 5          |
| Devonshire               | 0         | 4          |
| Mission                  | 0         | 5          |
| Topanga                  | 0         | 6          |
| <b>Central Bureau</b>    |           |            |
| Central                  | 1         | 76         |
| Rampart                  | 2         | 30         |
| Hollenbeck               | 0         | 7          |
| Northeast                | 0         | 6          |
| Newton                   | 1         | 41         |
| <b>West Bureau</b>       |           |            |
| Hollywood                | 1         | 17         |
| Wilshire                 | 1         | 25         |
| West LA                  | 0         | 10         |
| Pacific                  | 0         | 5          |
| Olympic                  | 4         | 45         |
| <b>Southwest Bureau</b>  |           |            |
| Southwest                | 4         | 68         |
| Harbor                   | 0         | 6          |
| 77th Street              | 2         | 73         |
| Southeast                | 1         | 22         |
| <b>Total</b>             | <b>21</b> | <b>487</b> |

| ARRESTS      |          |          |            |
|--------------|----------|----------|------------|
| AGENCY       | LAPD     | LASD     | FYTD       |
| Felony       | 7        | 3        | 103        |
| Misdemeanor  | 1        | 6        | 611        |
| <b>TOTAL</b> | <b>8</b> | <b>9</b> | <b>714</b> |

| CITATIONS              |          |           |              |
|------------------------|----------|-----------|--------------|
| AGENCY                 | LAPD     | LASD      | FYTD         |
| Other Citations        | 5        | 6         | 725          |
| Vehicle Code Citations | 0        | 19        | 365          |
| <b>TOTAL</b>           | <b>5</b> | <b>25</b> | <b>1,090</b> |

| CALLS FOR SERVICE |          |            |              |
|-------------------|----------|------------|--------------|
| AGENCY            | LAPD     | LASD       | FYTD         |
| Routine           | 3        | 98         | 1,169        |
| Priority          | 1        | 144        | 1,622        |
| Emergency         | 0        | 17         | 181          |
| <b>TOTAL</b>      | <b>4</b> | <b>259</b> | <b>2,972</b> |

| DISPATCHED VS. PROACTIVE |             |             |
|--------------------------|-------------|-------------|
| AGENCY                   | LAPD        | LASD        |
| Dispatched               | 22%         | 2%          |
| Proactive                | 78%         | 98%         |
| <b>TOTAL</b>             | <b>100%</b> | <b>100%</b> |

| PERCENTAGE OF TIME SPENT ON THE BUS SYSTEM |     |
|--|-----|
| LAPD BUS                                   | 88% |
| LASD BUS                                   | 32% |

| LEGEND                                  |  |
|---|--|
| Los Angeles Police Department           |  |
| Los Angeles County Sheriff's Department |  |

# UNION STATION

## ATTACHMENT B

### MONTHLY UPDATE ON TRANSIT POLICING PERFORMANCE - APRIL 2020

| REPORTED CRIME                 |           |            |
|--------------------------------|-----------|------------|
| CRIMES AGAINST PERSONS         | LAPD      | FYTD       |
| Homicide                       | 0         | 0          |
| Rape                           | 0         | 0          |
| Robbery                        | 0         | 9          |
| Aggravated Assault             | 0         | 9          |
| Aggravated Assault on Operator | 0         | 0          |
| Battery                        | 7         | 80         |
| Battery Rail Operator          | 0         | 0          |
| Sex Offenses                   | 0         | 6          |
| <b>SUB-TOTAL</b>               | <b>7</b>  | <b>104</b> |
| CRIMES AGAINST PROPERTY        | LAPD      | FYTD       |
| Burglary                       | 0         | 1          |
| Larceny                        | 3         | 63         |
| Bike Theft                     | 2         | 7          |
| Motor Vehicle Theft            | 0         | 0          |
| Arson                          | 0         | 0          |
| Vandalism                      | 2         | 6          |
| <b>SUB-TOTAL</b>               | <b>7</b>  | <b>77</b>  |
| CRIMES AGAINST SOCIETY         | LAPD      | FYTD       |
| Weapons                        | 0         | 0          |
| Narcotics                      | 0         | 0          |
| Trespassing                    | 4         | 46         |
| <b>SUB-TOTAL</b>               | <b>4</b>  | <b>46</b>  |
| <b>TOTAL</b>                   | <b>18</b> | <b>227</b> |



| ARRESTS      |          |            |
|--------------|----------|------------|
| AGENCY       | LAPD     | FYTD       |
| Felony       | 1        | 45         |
| Misdemeanor  | 5        | 165        |
| <b>TOTAL</b> | <b>6</b> | <b>210</b> |

| CITATIONS              |           |            |
|------------------------|-----------|------------|
| AGENCY                 | LAPD      | FYTD       |
| Other Citations        | 5         | 237        |
| Vehicle Code Citations | 6         | 88         |
| <b>TOTAL</b>           | <b>11</b> | <b>325</b> |

| CALLS FOR SERVICE |           |            |
|-------------------|-----------|------------|
| AGENCY            | LAPD      | FYTD       |
| Routine           | 14        | 198        |
| Priority          | 24        | 325        |
| Emergency         | 0         | 18         |
| <b>TOTAL</b>      | <b>38</b> | <b>541</b> |

| DISPATCHED VS. PROACTIVE |             |
|--------------------------|-------------|
| AGENCY                   | LAPD        |
| Dispatched               | 21%         |
| Proactive                | 79%         |
| <b>TOTAL</b>             | <b>100%</b> |

| PERCENTAGE OF TIME SPENT AT UNION STATION |      |
|---|------|
| LOCATION                                  | LAPD |
| Union Station                             | 88%  |

| LEGEND                        |  |
|-------------------------------|--|
| Los Angeles Police Department |  |



### MONTHLY UPDATE ON TRANSIT POLICING PERFORMANCE - MAY 2020

| REPORTED CRIME                 |          |           |          |            |
|--------------------------------|----------|-----------|----------|------------|
| CRIMES AGAINST PERSONS         | LAPD     | LASD      | LBPD     | FYTD       |
| Homicide                       | 0        | 0         | 0        | 0          |
| Rape                           | 0        | 0         | 0        | 1          |
| Robbery                        | 1        | 2         | 0        | 38         |
| Aggravated Assault             | 0        | 3         | 0        | 28         |
| Aggravated Assault on Operator | 0        | 0         | 0        | 0          |
| Battery                        | 2        | 2         | 1        | 52         |
| Battery Rail Operator          | 0        | 0         | 0        | 0          |
| Sex Offenses                   | 1        | 0         | 1        | 8          |
| <b>SUB-TOTAL</b>               | <b>4</b> | <b>7</b>  | <b>2</b> | <b>127</b> |
| CRIMES AGAINST PROPERTY        | LAPD     | LASD      | LBPD     | FYTD       |
| Burglary                       | 0        | 1         | 0        | 3          |
| Larceny                        | 0        | 2         | 0        | 39         |
| Bike Theft                     | 0        | 1         | 0        | 1          |
| Motor Vehicle Theft            | 0        | 1         | 0        | 6          |
| Arson                          | 0        | 1         | 0        | 1          |
| Vandalism                      | 0        | 0         | 0        | 27         |
| Other                          | 0        | 0         | 0        | 0          |
| <b>SUB-TOTAL</b>               | <b>0</b> | <b>6</b>  | <b>0</b> | <b>77</b>  |
| CRIMES AGAINST SOCIETY         | LAPD     | LASD      | LBPD     | FYTD       |
| Weapons                        | 0        | 1         | 0        | 17         |
| Narcotics                      | 0        | 0         | 0        | 54         |
| Trespassing                    | 0        | 0         | 0        | 15         |
| <b>SUB-TOTAL</b>               | <b>0</b> | <b>1</b>  | <b>0</b> | <b>86</b>  |
| <b>TOTAL</b>                   | <b>4</b> | <b>14</b> | <b>2</b> | <b>290</b> |

| CRIMES PER STATION     |                        |                         |                        |            |
|------------------------|------------------------|-------------------------|------------------------|------------|
| STATION                | CRIMES AGAINST PERSONS | CRIMES AGAINST PROPERTY | CRIMES AGAINST SOCIETY | FYTD       |
| 7th St/Metro Ctr       | 1                      | 0                       | 0                      | 18         |
| Pico                   | 1                      | 0                       | 0                      | 8          |
| Grand/LATTC            | 0                      | 0                       | 0                      | 1          |
| San Pedro St           | 0                      | 0                       | 0                      | 5          |
| Washington             | 0                      | 0                       | 0                      | 5          |
| Vernon                 | 2                      | 0                       | 0                      | 4          |
| Slauson                | 0                      | 0                       | 0                      | 16         |
| Florence               | 0                      | 0                       | 0                      | 20         |
| Firestone              | 0                      | 0                       | 0                      | 13         |
| 103rd St/Watts Towers  | 0                      | 0                       | 0                      | 9          |
| Willowbrook/Rosa Parks | 0                      | 2                       | 1                      | 67         |
| Compton                | 3                      | 0                       | 0                      | 37         |
| Artesia                | 2                      | 3                       | 0                      | 36         |
| Del Amo                | 2                      | 1                       | 0                      | 10         |
| Wardlow                | 0                      | 0                       | 0                      | 2          |
| Willow St              | 0                      | 0                       | 0                      | 10         |
| PCH                    | 0                      | 0                       | 0                      | 8          |
| Anaheim St             | 1                      | 0                       | 0                      | 8          |
| 5th St                 | 1                      | 0                       | 0                      | 2          |
| 1st St                 | 0                      | 0                       | 0                      | 2          |
| Downtown Long Beach    | 0                      | 0                       | 0                      | 9          |
| Pacific Av             | 0                      | 0                       | 0                      | 1          |
| Blue Line Rail Yard    | 0                      | 0                       | 0                      | 0          |
| <b>Total</b>           | <b>13</b>              | <b>6</b>                | <b>1</b>               | <b>291</b> |

| ARRESTS      |          |           |           |            |
|--------------|----------|-----------|-----------|------------|
| AGENCY       | LAPD     | LASD      | LBPD      | FYTD       |
| Felony       | 0        | 6         | 4         | 196        |
| Misdemeanor  | 2        | 8         | 6         | 775        |
| <b>TOTAL</b> | <b>2</b> | <b>14</b> | <b>10</b> | <b>971</b> |

| CITATIONS              |          |           |           |               |
|------------------------|----------|-----------|-----------|---------------|
| AGENCY                 | LAPD     | LASD      | LBPD      | FYTD          |
| Other Citations        | 2        | 13        | 1         | 10,116        |
| Vehicle Code Citations | 6        | 1         | 31        | 8,682         |
| <b>TOTAL</b>           | <b>8</b> | <b>14</b> | <b>32</b> | <b>18,798</b> |

| CALLS FOR SERVICE |           |            |           |              |
|-------------------|-----------|------------|-----------|--------------|
| AGENCY            | LAPD      | LASD       | LBPD      | FYTD         |
| Routine           | 1         | 56         | 2         | 748          |
| Priority          | 12        | 86         | 25        | 1,292        |
| Emergency         | 3         | 13         | 14        | 316          |
| <b>TOTAL</b>      | <b>16</b> | <b>155</b> | <b>41</b> | <b>2,356</b> |

| DISPATCHED VS. PROACTIVE |             |             |             |
|--------------------------|-------------|-------------|-------------|
| AGENCY                   | LAPD        | LASD        | LBPD        |
| Dispatched               | 18%         | 3%          | 2%          |
| Proactive                | 82%         | 97%         | 98%         |
| <b>TOTAL</b>             | <b>100%</b> | <b>100%</b> | <b>100%</b> |

| PERCENTAGE OF TIME ON THE RAIL SYSTEM |     |
|---------------------------------------|-----|
| Blue Line-LAPD                        | 89% |
| Blue Line-LASD                        | 14% |
| Blue Line-LBPD                        | 70% |

| GRADE CROSSING OPERATIONS |          |           |          |            |
|---------------------------|----------|-----------|----------|------------|
| LOCATION                  | LAPD     | LASD      | LBPD     | FYTD       |
| Washington St             | 0        | 0         | 0        | 109        |
| Flower St                 | 0        | 0         | 0        | 46         |
| 103rd St                  | 0        | 0         | 0        | 3          |
| Wardlow Rd                | 0        | 0         | 4        | 31         |
| Pacific Ave.              | 0        | 0         | 0        | 2          |
| Willowbrook               | 0        | 14        | 0        | 276        |
| Slauson                   | 0        | 0         | 0        | 83         |
| Firestone                 | 0        | 0         | 0        | 38         |
| Florence                  | 0        | 15        | 0        | 117        |
| Compton                   | 0        | 9         | 0        | 173        |
| Artesia                   | 0        | 6         | 0        | 40         |
| Del Amo                   | 0        | 7         | 0        | 40         |
| Long Beach Blvd           | 0        | 0         | 0        | 10         |
| <b>TOTAL</b>              | <b>0</b> | <b>51</b> | <b>4</b> | <b>968</b> |

| LEGEND                                  |
|---|
| Los Angeles Police Department           |
| Los Angeles County Sheriff's Department |
| Long Beach Police Department            |

### MONTHLY UPDATE ON TRANSIT POLICING PERFORMANCE - MAY 2020

| REPORTED CRIME                 |          |           |            |
|--------------------------------|----------|-----------|------------|
| CRIMES AGAINST PERSONS         | LAPD     | LASD      | FYTD       |
| Homicide                       | 0        | 0         | 0          |
| Rape                           | 0        | 0         | 3          |
| Robbery                        | 1        | 4         | 34         |
| Aggravated Assault             | 0        | 3         | 19         |
| Aggravated Assault on Operator | 0        | 0         | 0          |
| Battery                        | 2        | 0         | 40         |
| Battery Rail Operator          | 0        | 0         | 0          |
| Sex Offenses                   | 0        | 0         | 8          |
| <b>SUB-TOTAL</b>               | <b>3</b> | <b>7</b>  | <b>104</b> |
| CRIMES AGAINST PROPERTY        | LAPD     | LASD      | FYTD       |
| Burglary                       | 0        | 0         | 3          |
| Larceny                        | 2        | 0         | 18         |
| Bike Theft                     | 0        | 0         | 1          |
| Motor Vehicle Theft            | 0        | 1         | 4          |
| Arson                          | 0        | 0         | 1          |
| Vandalism                      | 0        | 5         | 15         |
| <b>SUB-TOTAL</b>               | <b>2</b> | <b>6</b>  | <b>42</b>  |
| CRIMES AGAINST SOCIETY         | LAPD     | LASD      | FYTD       |
| Weapons                        | 0        | 0         | 12         |
| Narcotics                      | 0        | 0         | 21         |
| Trespassing                    | 0        | 0         | 5          |
| <b>SUB-TOTAL</b>               | <b>0</b> | <b>0</b>  | <b>38</b>  |
| <b>TOTAL</b>                   | <b>5</b> | <b>13</b> | <b>184</b> |

| ARRESTS      |          |           |            |
|--------------|----------|-----------|------------|
| AGENCY       | LAPD     | LASD      | FYTD       |
| Felony       | 1        | 7         | 72         |
| Misdemeanor  | 2        | 5         | 286        |
| <b>TOTAL</b> | <b>3</b> | <b>12</b> | <b>358</b> |

| CITATIONS              |          |          |            |
|------------------------|----------|----------|------------|
| AGENCY                 | LAPD     | LASD     | FYTD       |
| Other Citations        | 0        | 9        | 393        |
| Vehicle Code Citations | 0        | 0        | 98         |
| <b>TOTAL</b>           | <b>0</b> | <b>9</b> | <b>491</b> |

| CALLS FOR SERVICE |          |            |              |
|-------------------|----------|------------|--------------|
| AGENCY            | LAPD     | LASD       | FYTD         |
| Routine           | 2        | 112        | 1,129        |
| Priority          | 7        | 92         | 905          |
| Emergency         | 0        | 6          | 124          |
| <b>TOTAL</b>      | <b>9</b> | <b>210</b> | <b>2,158</b> |

| DISPATCHED VS. PROACTIVE |             |             |
|--------------------------|-------------|-------------|
| AGENCY                   | LAPD        | LASD        |
| Dispatched               | 20%         | 5%          |
| Proactive                | 80%         | 95%         |
| <b>TOTAL</b>             | <b>100%</b> | <b>100%</b> |

| CRIMES PER STATION     |                        |                         |                        |            |
|------------------------|------------------------|-------------------------|------------------------|------------|
| STATION                | CRIMES AGAINST PERSONS | CRIMES AGAINST PROPERTY | CRIMES AGAINST SOCIETY | FYTD       |
| Redondo Beach          | 1                      | 0                       | 0                      | 9          |
| Douglas                | 0                      | 0                       | 0                      | 0          |
| El Segundo             | 0                      | 1                       | 0                      | 4          |
| Mariposa               | 0                      | 0                       | 0                      | 1          |
| Aviation/LAX           | 2                      | 0                       | 0                      | 5          |
| Hawthorne/Lennox       | 1                      | 0                       | 0                      | 9          |
| Crenshaw               | 3                      | 0                       | 0                      | 19         |
| Vermont/Athens         | 1                      | 2                       | 0                      | 17         |
| Harbor Fwy             | 0                      | 2                       | 0                      | 10         |
| Avalon                 | 1                      | 0                       | 0                      | 14         |
| Willowbrook/Rosa Parks | 0                      | 2                       | 0                      | 46         |
| Long Beach Bl          | 1                      | 1                       | 0                      | 26         |
| Lakewood Bl            | 0                      | 0                       | 0                      | 13         |
| Norwalk                | 0                      | 0                       | 0                      | 14         |
| <b>Total</b>           | <b>10</b>              | <b>8</b>                | <b>0</b>               | <b>187</b> |

| PERCENTAGE OF TIME SPENT ON THE RAIL SYSTEM |     |
|---|-----|
| Green Line-LAPD                             | 89% |
| Green Line-LASD                             | 19% |

| LEGEND                                  |  |
|---|--|
| Los Angeles Police Department           |  |
| Los Angeles County Sheriff's Department |  |

# EXPO LINE

## ATTACHMENT B

### MONTHLY UPDATE ON TRANSIT POLICING PERFORMANCE - MAY 2020

| REPORTED CRIME                 |          |          |            |
|--------------------------------|----------|----------|------------|
| CRIMES AGAINST PERSONS         | LAPD     | LASD     | FYTD       |
| Homicide                       | 0        | 0        | 0          |
| Rape                           | 0        | 0        | 0          |
| Robbery                        | 1        | 0        | 29         |
| Aggravated Assault             | 2        | 1        | 22         |
| Aggravated Assault on Operator | 0        | 0        | 0          |
| Battery                        | 0        | 3        | 53         |
| Battery Rail Operator          | 0        | 0        | 0          |
| Sex Offenses                   | 0        | 0        | 16         |
| <b>SUB-TOTAL</b>               | <b>3</b> | <b>4</b> | <b>120</b> |
| CRIMES AGAINST PROPERTY        | LAPD     | LASD     | FYTD       |
| Burglary                       | 0        | 0        | 1          |
| Larceny                        | 1        | 0        | 60         |
| Bike Theft                     | 0        | 0        | 17         |
| Motor Vehicle Theft            | 0        | 0        | 0          |
| Arson                          | 0        | 0        | 0          |
| Vandalism                      | 0        | 0        | 4          |
| <b>SUB-TOTAL</b>               | <b>1</b> | <b>0</b> | <b>82</b>  |
| CRIMES AGAINST SOCIETY         | LAPD     | LASD     | FYTD       |
| Weapons                        | 0        | 0        | 2          |
| Narcotics                      | 0        | 1        | 3          |
| Trespassing                    | 0        | 0        | 6          |
| <b>SUB-TOTAL</b>               | <b>0</b> | <b>1</b> | <b>11</b>  |
| <b>TOTAL</b>                   | <b>4</b> | <b>5</b> | <b>213</b> |

| ARRESTS      |          |          |            |
|--------------|----------|----------|------------|
| AGENCY       | LAPD     | LASD     | FYTD       |
| Felony       | 3        | 2        | 56         |
| Misdemeanor  | 2        | 2        | 111        |
| <b>TOTAL</b> | <b>5</b> | <b>4</b> | <b>167</b> |

| CITATIONS              |          |          |            |
|------------------------|----------|----------|------------|
| AGENCY                 | LAPD     | LASD     | FYTD       |
| Other Citations        | 1        | 2        | 270        |
| Vehicle Code Citations | 0        | 0        | 201        |
| <b>TOTAL</b>           | <b>1</b> | <b>2</b> | <b>471</b> |

| CALLS FOR SERVICE |           |            |              |
|-------------------|-----------|------------|--------------|
| AGENCY            | LAPD      | LASD       | FYTD         |
| Routine           | 10        | 90         | 906          |
| Priority          | 34        | 30         | 771          |
| Emergency         | 0         | 3          | 77           |
| <b>TOTAL</b>      | <b>44</b> | <b>123</b> | <b>1,754</b> |

| DISPATCHED VS. PROACTIVE |             |             |
|--------------------------|-------------|-------------|
| AGENCY                   | LAPD        | LASD        |
| Dispatched               | 23%         | 7%          |
| Proactive                | 77%         | 93%         |
| <b>TOTAL</b>             | <b>100%</b> | <b>100%</b> |

| PERCENTAGE OF TIME SPENT ON THE RAIL SYSTEM |     |
|---|-----|
| Expo Line-LAPD                              | 91% |
| Expo Line-LASD                              | 10% |

| GRADE CROSSING OPERATIONS |          |          |              |
|---------------------------|----------|----------|--------------|
| LOCATION                  | LAPD     | LASD     | FYTD         |
| Exposition Blvd           | 0        | 0        | 995          |
| Santa Monica              | N/A      | 5        | 142          |
| Culver City               | N/A      | 0        | 6            |
| <b>TOTAL</b>              | <b>0</b> | <b>5</b> | <b>1,143</b> |

| LEGEND                                  |  |
|---|--|
| Los Angeles Police Department           |  |
| Los Angeles County Sheriff's Department |  |

| CRIMES PER STATION    |                        |                         |                        |            |
|-----------------------|------------------------|-------------------------|------------------------|------------|
| STATION               | CRIMES AGAINST PERSONS | CRIMES AGAINST PROPERTY | CRIMES AGAINST SOCIETY | FYTD       |
| 7th St/Metro Ctr      | 0                      | 0                       | 0                      | 9          |
| Pico                  | 0                      | 1                       | 0                      | 1          |
| LATTC/Ortho Institute | 0                      | 0                       | 0                      | 18         |
| Jefferson/USC         | 0                      | 0                       | 0                      | 10         |
| Expo Park/USC         | 0                      | 0                       | 0                      | 4          |
| Expo/Vermont          | 0                      | 0                       | 0                      | 17         |
| Expo/Western          | 0                      | 0                       | 0                      | 19         |
| Expo/Crenshaw         | 1                      | 0                       | 0                      | 15         |
| Farmdale              | 1                      | 0                       | 0                      | 16         |
| Expo/La Brea          | 1                      | 0                       | 0                      | 19         |
| La Cienega/Jefferson  | 0                      | 0                       | 0                      | 13         |
| Culver City           | 0                      | 0                       | 0                      | 11         |
| Palms                 | 0                      | 0                       | 0                      | 7          |
| Westwood/Rancho Park  | 0                      | 0                       | 0                      | 2          |
| Expo/Sepulveda        | 0                      | 0                       | 0                      | 9          |
| Expo/Bundy            | 0                      | 0                       | 0                      | 22         |
| 26th St/Bergamot      | 0                      | 0                       | 1                      | 6          |
| 17th St/SMC           | 1                      | 0                       | 0                      | 6          |
| Downtown Santa Monica | 3                      | 0                       | 0                      | 19         |
| Expo Line Rail Yard   | 0                      | 0                       | 0                      | 0          |
| <b>Total</b>          | <b>7</b>               | <b>1</b>                | <b>1</b>               | <b>223</b> |

### MONTHLY UPDATE ON TRANSIT POLICING PERFORMANCE - MAY 2020

| REPORTED CRIME                 |           |            |
|--------------------------------|-----------|------------|
| CRIMES AGAINST PERSONS         | LAPD      | FYTD       |
| Homicide                       | 0         | 0          |
| Rape                           | 0         | 2          |
| Robbery                        | 3         | 32         |
| Aggravated Assault             | 9         | 49         |
| Aggravated Assault on Operator | 0         | 0          |
| Battery                        | 10        | 179        |
| Battery Rail Operator          | 1         | 2          |
| Sex Offenses                   | 0         | 16         |
| <b>SUB-TOTAL</b>               | <b>23</b> | <b>280</b> |
| CRIMES AGAINST PROPERTY        | LAPD      | FYTD       |
| Burglary                       | 0         | 0          |
| Larceny                        | 5         | 138        |
| Bike Theft                     | 1         | 10         |
| Motor Vehicle Theft            | 1         | 1          |
| Arson                          | 0         | 0          |
| Vandalism                      | 0         | 14         |
| <b>SUB-TOTAL</b>               | <b>7</b>  | <b>163</b> |
| CRIMES AGAINST SOCIETY         | LAPD      | FYTD       |
| Weapons                        | 0         | 0          |
| Narcotics                      | 0         | 0          |
| Trespassing                    | 0         | 34         |
| <b>SUB-TOTAL</b>               | <b>0</b>  | <b>34</b>  |
| <b>TOTAL</b>                   | <b>30</b> | <b>477</b> |

| ARRESTS      |           |              |
|--------------|-----------|--------------|
| AGENCY       | LAPD      | FYTD         |
| Felony       | 7         | 256          |
| Misdemeanor  | 10        | 884          |
| <b>TOTAL</b> | <b>17</b> | <b>1,140</b> |

| CITATIONS              |          |              |
|------------------------|----------|--------------|
| AGENCY                 | LAPD     | FYTD         |
| Other Citations        | 8        | 3,940        |
| Vehicle Code Citations | 1        | 1,276        |
| <b>TOTAL</b>           | <b>9</b> | <b>5,216</b> |

| CALLS FOR SERVICE |            |            |
|-------------------|------------|------------|
| AGENCY            | LAPD       | FYTD       |
| Routine           | 21         | 33         |
| Priority          | 92         | 153        |
| Emergency         | 3          | 5          |
| <b>TOTAL</b>      | <b>116</b> | <b>191</b> |

| DISPATCHED VS. PROACTIVE |             |
|--------------------------|-------------|
| AGENCY                   | LAPD        |
| Dispatched               | 22%         |
| Proactive                | 78%         |
| <b>TOTAL</b>             | <b>100%</b> |

| CRIMES PER STATION         |                        |                         |                        |            |
|----------------------------|------------------------|-------------------------|------------------------|------------|
| STATION                    | CRIMES AGAINST PERSONS | CRIMES AGAINST PROPERTY | CRIMES AGAINST SOCIETY | FYTD       |
| Union Station              | 1                      | 2                       | 0                      | 72         |
| Civic Center/Grand Park    | 0                      | 0                       | 0                      | 12         |
| Pershing Square            | 3                      | 0                       | 0                      | 39         |
| 7th St/Metro Ctr           | 1                      | 0                       | 0                      | 49         |
| Westlake/MacArthur Park    | 5                      | 1                       | 0                      | 62         |
| Wilshire/Vermont           | 3                      | 0                       | 0                      | 33         |
| Wilshire/Normandie         | 0                      | 1                       | 0                      | 6          |
| Vermont/Beverly            | 3                      | 0                       | 0                      | 28         |
| Wilshire/Western           | 1                      | 0                       | 1                      | 15         |
| Vermont/Santa Monica       | 2                      | 0                       | 0                      | 22         |
| Vermont/Sunset             | 0                      | 0                       | 0                      | 16         |
| Hollywood/Western          | 0                      | 0                       | 0                      | 17         |
| Hollywood/Vine             | 1                      | 0                       | 0                      | 24         |
| Hollywood/Highland         | 0                      | 0                       | 0                      | 26         |
| Universal City/Studio City | 0                      | 1                       | 0                      | 12         |
| North Hollywood            | 3                      | 1                       | 0                      | 42         |
| Red Line Rail Yard         | 0                      | 0                       | 0                      | 0          |
| <b>Total</b>               | <b>23</b>              | <b>6</b>                | <b>1</b>               | <b>475</b> |

| PERCENTAGE OF TIME SPENT ON THE RAIL SYSTEM |     |
|---|-----|
| Red Line- LAPD                              | 89% |

| LEGEND                        |
|-------------------------------|
| Los Angeles Police Department |

# GOLD LINE

## ATTACHMENT B

### MONTHLY UPDATE ON TRANSIT POLICING PERFORMANCE - MAY 2020

| REPORTED CRIME                 |          |          |            |
|--------------------------------|----------|----------|------------|
| CRIMES AGAINST PERSONS         | LAPD     | LASD     | FYTD       |
| Homicide                       | 0        | 0        | 0          |
| Rape                           | 0        | 0        | 2          |
| Robbery                        | 0        | 3        | 14         |
| Aggravated Assault             | 0        | 0        | 13         |
| Aggravated Assault on Operator | 0        | 0        | 0          |
| Battery                        | 2        | 1        | 34         |
| Battery Rail Operator          | 1        | 0        | 2          |
| Sex Offenses                   | 0        | 0        | 3          |
| <b>SUB-TOTAL</b>               | <b>3</b> | <b>4</b> | <b>68</b>  |
| CRIMES AGAINST PROPERTY        | LAPD     | LASD     | FYTD       |
| Burglary                       | 0        | 0        | 0          |
| Larceny                        | 0        | 2        | 37         |
| Bike Theft                     | 0        | 0        | 13         |
| Motor Vehicle Theft            | 0        | 0        | 4          |
| Arson                          | 0        | 0        | 1          |
| Vandalism                      | 2        | 0        | 20         |
| <b>SUB-TOTAL</b>               | <b>2</b> | <b>2</b> | <b>75</b>  |
| CRIMES AGAINST SOCIETY         | LAPD     | LASD     | FYTD       |
| Weapons                        | 0        | 0        | 5          |
| Narcotics                      | 0        | 0        | 6          |
| Trespassing                    | 0        | 0        | 2          |
| <b>SUB-TOTAL</b>               | <b>0</b> | <b>0</b> | <b>13</b>  |
| <b>TOTAL</b>                   | <b>5</b> | <b>6</b> | <b>156</b> |

| ARRESTS      |          |          |            |
|--------------|----------|----------|------------|
| AGENCY       | LAPD     | LASD     | FYTD       |
| Felony       | 0        | 2        | 43         |
| Misdemeanor  | 2        | 0        | 161        |
| <b>TOTAL</b> | <b>2</b> | <b>2</b> | <b>204</b> |

| CITATIONS              |          |          |            |
|------------------------|----------|----------|------------|
| AGENCY                 | LAPD     | LASD     | FYTD       |
| Other Citations        | 2        | 0        | 377        |
| Vehicle Code Citations | 0        | 0        | 100        |
| <b>TOTAL</b>           | <b>2</b> | <b>0</b> | <b>477</b> |

| CALLS FOR SERVICE |           |            |              |
|-------------------|-----------|------------|--------------|
| AGENCY            | LAPD      | LASD       | FYTD         |
| Routine           | 9         | 112        | 1,289        |
| Priority          | 28        | 79         | 1,241        |
| Emergency         | 1         | 6          | 142          |
| <b>TOTAL</b>      | <b>38</b> | <b>197</b> | <b>2,672</b> |

| DISPATCHED VS. PROACTIVE |             |             |
|--------------------------|-------------|-------------|
| AGENCY                   | LAPD        | LASD        |
| Dispatched               | 20%         | 6%          |
| Proactive                | 80%         | 94%         |
| <b>TOTAL</b>             | <b>100%</b> | <b>100%</b> |

| PERCENTAGE OF TIME SPENT ON THE RAIL SYSTEM |     |
|---|-----|
| Gold Line-LAPD                              | 91% |
| Gold Line-LASD                              | 25% |

| GRADE CROSSING OPERATIONS |          |           |              |
|---------------------------|----------|-----------|--------------|
| LOCATION                  | LAPD     | LASD      | FYTD         |
| Marmion Way               | 0        | 0         | 684          |
| Arcadia Station           | 0        | 8         | 93           |
| Irwindale                 | 0        | 5         | 42           |
| Monrovia                  | 0        | 6         | 44           |
| City of Pasadena          | 0        | 15        | 239          |
| Magnolia Ave              | 0        | 0         | 1            |
| Duarte Station            | 0        | 3         | 41           |
| City Of Azusa             | 0        | 9         | 116          |
| South Pasadena            | 0        | 15        | 128          |
| City Of East LA           | 0        | 14        | 98           |
| Figueroa St               | 0        | 0         | 342          |
| <b>TOTAL GOAL= 10</b>     | <b>0</b> | <b>75</b> | <b>1,828</b> |

| LEGEND                                  |  |
|---|--|
| Los Angeles Police Department           |  |
| Los Angeles County Sheriff's Department |  |

| CRIMES PER STATION         |                        |                         |                        |            |
|----------------------------|------------------------|-------------------------|------------------------|------------|
| STATION                    | CRIMES AGAINST PERSONS | CRIMES AGAINST PROPERTY | CRIMES AGAINST SOCIETY | FYTD       |
| APU/Citrus College         | 0                      | 0                       | 0                      | 10         |
| Azusa Downtown             | 1                      | 0                       | 0                      | 5          |
| Irwindale                  | 0                      | 0                       | 0                      | 7          |
| Duarte/City of Hope        | 0                      | 0                       | 0                      | 9          |
| Monrovia                   | 1                      | 0                       | 0                      | 10         |
| Arcadia                    | 0                      | 0                       | 0                      | 4          |
| Sierra Madre Villa         | 0                      | 0                       | 0                      | 9          |
| Allen                      | 0                      | 0                       | 0                      | 4          |
| Lake                       | 0                      | 0                       | 0                      | 5          |
| Memorial Park              | 2                      | 0                       | 0                      | 12         |
| Del Mar                    | 0                      | 0                       | 0                      | 2          |
| Fillmore                   | 0                      | 0                       | 0                      | 2          |
| South Pasadena             | 0                      | 0                       | 0                      | 2          |
| Highland Park              | 1                      | 0                       | 0                      | 6          |
| Southwest Museum           | 1                      | 1                       | 0                      | 6          |
| Heritage Square            | 0                      | 0                       | 0                      | 2          |
| Lincoln/Cypress            | 0                      | 0                       | 0                      | 6          |
| Chinatown                  | 0                      | 0                       | 0                      | 4          |
| Union Station              | 1                      | 1                       | 0                      | 15         |
| Little Tokyo/Arts Dist     | 0                      | 0                       | 0                      | 4          |
| Pico/Aliso                 | 0                      | 0                       | 0                      | 2          |
| Mariachi Plaza             | 0                      | 0                       | 0                      | 4          |
| Soto                       | 0                      | 0                       | 0                      | 6          |
| Indiana (both LAPD & LASD) | 0                      | 2                       | 0                      | 6          |
| Maravilla                  | 0                      | 0                       | 0                      | 2          |
| East LA Civic Ctr          | 0                      | 0                       | 0                      | 2          |
| Atlantic                   | 0                      | 0                       | 0                      | 10         |
| <b>Total</b>               | <b>7</b>               | <b>4</b>                | <b>0</b>               | <b>156</b> |

### MONTHLY UPDATE ON TRANSIT POLICING PERFORMANCE - MAY 2020

| REPORTED CRIME                 |          |           |
|--------------------------------|----------|-----------|
| CRIMES AGAINST PERSONS         | LAPD     | FYTD      |
| Homicide                       | 0        | 1         |
| Rape                           | 0        | 0         |
| Robbery                        | 0        | 12        |
| Aggravated Assault             | 0        | 7         |
| Aggravated Assault on Operator | 0        | 0         |
| Battery                        | 1        | 16        |
| Battery Bus Operator           | 0        | 1         |
| Sex Offenses                   | 0        | 1         |
| <b>SUB-TOTAL</b>               | <b>1</b> | <b>38</b> |
| CRIMES AGAINST PROPERTY        | LAPD     | FYTD      |
| Burglary                       | 0        | 0         |
| Larceny                        | 0        | 7         |
| Bike Theft                     | 0        | 3         |
| Motor Vehicle Theft            | 0        | 0         |
| Arson                          | 0        | 0         |
| Vandalism                      | 0        | 4         |
| <b>SUB-TOTAL</b>               | <b>0</b> | <b>14</b> |
| CRIMES AGAINST SOCIETY         | LAPD     | FYTD      |
| Weapons                        | 0        | 0         |
| Narcotics                      | 0        | 0         |
| Trespassing                    | 0        | 0         |
| <b>SUB-TOTAL</b>               | <b>0</b> | <b>0</b>  |
| <b>TOTAL</b>                   | <b>1</b> | <b>52</b> |

| ARRESTS      |          |           |
|--------------|----------|-----------|
| AGENCY       | LAPD     | FYTD      |
| Felony       | 0        | 10        |
| Misdemeanor  | 0        | 40        |
| <b>TOTAL</b> | <b>0</b> | <b>50</b> |

| CITATIONS              |          |              |
|------------------------|----------|--------------|
| AGENCY                 | LAPD     | FYTD         |
| Other Citations        | 1        | 2,480        |
| Vehicle Code Citations | 0        | 2,391        |
| <b>TOTAL</b>           | <b>1</b> | <b>4,871</b> |

| CALLS FOR SERVICE |          |            |
|-------------------|----------|------------|
| AGENCY            | LAPD     | FYTD       |
| Routine           | 2        | 39         |
| Priority          | 4        | 140        |
| Emergency         | 1        | 9          |
| <b>TOTAL</b>      | <b>7</b> | <b>188</b> |

| DISPATCHED VS. PROACTIVE |             |
|--------------------------|-------------|
| AGENCY                   | LAPD        |
| Dispatched               | 18%         |
| Proactive                | 82%         |
| <b>TOTAL</b>             | <b>100%</b> |

| PERCENTAGE OF TIME SPENT ON THE BUS SYSTEM |     |
|--|-----|
| Orange Line- LAPD                          | 91% |

| LEGEND                        |  |
|-------------------------------|--|
| Los Angeles Police Department |  |

| CRIMES PER STATION |                        |                         |                        |           |
|--------------------|------------------------|-------------------------|------------------------|-----------|
| STATION            | CRIMES AGAINST PERSONS | CRIMES AGAINST PROPERTY | CRIMES AGAINST SOCIETY | FYTD      |
| North Hollywood    | 0                      | 0                       | 0                      | 14        |
| Laurel Canyon      | 0                      | 0                       | 0                      | 0         |
| Valley College     | 0                      | 0                       | 0                      | 1         |
| Woodman            | 0                      | 0                       | 0                      | 0         |
| Van Nuys           | 0                      | 0                       | 0                      | 8         |
| Sepulveda          | 0                      | 0                       | 0                      | 2         |
| Woodley            | 0                      | 0                       | 0                      | 2         |
| Balboa             | 0                      | 0                       | 0                      | 3         |
| Reseda             | 0                      | 0                       | 0                      | 3         |
| Tampa              | 0                      | 0                       | 0                      | 3         |
| Pierce College     | 0                      | 0                       | 0                      | 2         |
| De Soto            | 0                      | 0                       | 0                      | 0         |
| Canoga             | 1                      | 0                       | 0                      | 4         |
| Warner Center      | 0                      | 0                       | 0                      | 0         |
| Sherman Way        | 0                      | 0                       | 0                      | 1         |
| Roscoe             | 0                      | 0                       | 0                      | 1         |
| Nordhoff           | 0                      | 0                       | 0                      | 3         |
| Chatsworth         | 0                      | 0                       | 0                      | 6         |
| <b>Total</b>       | <b>1</b>               | <b>0</b>                | <b>0</b>               | <b>53</b> |

### MONTHLY UPDATE ON TRANSIT POLICING PERFORMANCE - MAY 2020

| REPORTED CRIME                 |          |          |           |
|--------------------------------|----------|----------|-----------|
| CRIMES AGAINST PERSONS         | LAPD     | LASD     | FYTD      |
| Homicide                       | 0        | 0        | 0         |
| Rape                           | 0        | 0        | 0         |
| Robbery                        | 1        | 0        | 3         |
| Aggravated Assault             | 0        | 0        | 2         |
| Aggravated Assault on Operator | 0        | 0        | 0         |
| Battery                        | 0        | 0        | 3         |
| Battery Bus Operator           | 0        | 0        | 0         |
| Sex Offenses                   | 0        | 0        | 2         |
| <b>SUB-TOTAL</b>               | <b>1</b> | <b>0</b> | <b>10</b> |
| CRIMES AGAINST PROPERTY        | LAPD     | LASD     | FYTD      |
| Burglary                       | 0        | 0        | 0         |
| Larceny                        | 0        | 0        | 8         |
| Bike Theft                     | 0        | 0        | 0         |
| Motor Vehicle Theft            | 0        | 0        | 0         |
| Arson                          | 0        | 0        | 0         |
| Vandalism                      | 0        | 0        | 2         |
| <b>SUB-TOTAL</b>               | <b>0</b> | <b>0</b> | <b>10</b> |
| CRIMES AGAINST SOCIETY         | LAPD     | LASD     | FYTD      |
| Weapons                        | 0        | 0        | 0         |
| Narcotics                      | 0        | 0        | 2         |
| Trespassing                    | 0        | 0        | 0         |
| <b>SUB-TOTAL</b>               | <b>0</b> | <b>0</b> | <b>2</b>  |
| <b>TOTAL</b>                   | <b>1</b> | <b>0</b> | <b>22</b> |

| ARRESTS      |          |          |           |
|--------------|----------|----------|-----------|
| AGENCY       | LAPD     | LASD     | FYTD      |
| Felony       | 0        | 0        | 1         |
| Misdemeanor  | 0        | 0        | 74        |
| <b>TOTAL</b> | <b>0</b> | <b>0</b> | <b>75</b> |

| CITATIONS              |          |          |              |
|------------------------|----------|----------|--------------|
| AGENCY                 | LAPD     | LASD     | FYTD         |
| Other Citations        | 0        | 0        | 2,364        |
| Vehicle Code Citations | 0        | 0        | 2,445        |
| <b>TOTAL</b>           | <b>0</b> | <b>0</b> | <b>4,809</b> |

| CALLS FOR SERVICE |          |          |            |
|-------------------|----------|----------|------------|
| AGENCY            | LAPD     | LASD     | FYTD       |
| Routine           | 0        | 0        | 37         |
| Priority          | 1        | 2        | 70         |
| Emergency         | 0        | 0        | 7          |
| <b>TOTAL</b>      | <b>1</b> | <b>2</b> | <b>114</b> |

| DISPATCHED VS. PROACTIVE |           |             |
|--------------------------|-----------|-------------|
| AGENCY                   | LAPD      | LASD        |
| Dispatched               | 0%        | 2%          |
| Proactive                | 0%        | 98%         |
| <b>TOTAL</b>             | <b>0%</b> | <b>100%</b> |

| CRIMES PER STATION         |                        |                         |                        |           |
|----------------------------|------------------------|-------------------------|------------------------|-----------|
| STATION                    | CRIMES AGAINST PERSONS | CRIMES AGAINST PROPERTY | CRIMES AGAINST SOCIETY | FYTD      |
| El Monte                   | 0                      | 0                       | 0                      | 2         |
| Cal State LA               | 0                      | 0                       | 0                      | 0         |
| LAC/USC Medical Ctr        | 0                      | 0                       | 0                      | 0         |
| Alameda                    | 0                      | 0                       | 0                      | 2         |
| Downtown                   | 0                      | 0                       | 0                      | 3         |
| 37th St/USC                | 0                      | 0                       | 0                      | 0         |
| Slauson                    | 0                      | 0                       | 0                      | 1         |
| Manchester                 | 0                      | 0                       | 0                      | 0         |
| Harbor Fwy                 | 0                      | 0                       | 0                      | 3         |
| Rosecrans                  | 0                      | 0                       | 0                      | 3         |
| Harbor Gateway Transit Ctr | 1                      | 0                       | 0                      | 5         |
| Carson                     | 0                      | 0                       | 0                      | 1         |
| PCH                        | 0                      | 0                       | 0                      | 1         |
| San Pedro/Beacon           | 0                      | 0                       | 0                      | 1         |
| <b>Total</b>               | <b>1</b>               | <b>0</b>                | <b>0</b>               | <b>22</b> |

| PERCENTAGE OF TIME SPENT ON THE BUS SYSTEM |    |
|--|----|
| Silver Line- LAPD                          | 0% |
| Silver Line- LASD                          | 1% |

| LEGEND                                  |  |
|---|--|
| Los Angeles Police Department           |  |
| Los Angeles County Sheriff's Department |  |

## MONTHLY UPDATE ON TRANSIT POLICING PERFORMANCE - MAY 2020

| REPORTED CRIME                 |           |           |            |
|--------------------------------|-----------|-----------|------------|
| CRIMES AGAINST PERSONS         | LAPD      | LASD      | FYTD       |
| Homicide                       | 0         | 0         | 0          |
| Rape                           | 0         | 0         | 0          |
| Robbery                        | 3         | 1         | 54         |
| Aggravated Assault             | 5         | 0         | 70         |
| Aggravated Assault on Operator | 0         | 2         | 10         |
| Battery                        | 6         | 3         | 232        |
| Battery Bus Operator           | 1         | 1         | 59         |
| Sex Offenses                   | 0         | 0         | 31         |
| <b>SUB-TOTAL</b>               | <b>15</b> | <b>7</b>  | <b>456</b> |
| CRIMES AGAINST PROPERTY        | LAPD      | LASD      | FYTD       |
| Burglary                       | 0         | 0         | 0          |
| Larceny                        | 4         | 0         | 151        |
| Bike Theft                     | 1         | 0         | 11         |
| Motor Vehicle Theft            | 0         | 0         | 2          |
| Arson                          | 0         | 0         | 0          |
| Vandalism                      | 5         | 2         | 50         |
| <b>SUB-TOTAL</b>               | <b>10</b> | <b>2</b>  | <b>214</b> |
| CRIMES AGAINST SOCIETY         | LAPD      | LASD      | FYTD       |
| Weapons                        | 0         | 1         | 14         |
| Narcotics                      | 0         | 0         | 75         |
| Trespassing                    | 0         | 0         | 6          |
| <b>SUB-TOTAL</b>               | <b>0</b>  | <b>1</b>  | <b>95</b>  |
| <b>TOTAL</b>                   | <b>25</b> | <b>10</b> | <b>765</b> |

| LASD's Crimes per Sector |           |            |
|--------------------------|-----------|------------|
| Sector                   |           | FYTD       |
| Westside                 | 0         | 14         |
| San Fernando             | 0         | 11         |
| San Gabriel Valley       | 4         | 42         |
| Gateway Cities           | 4         | 98         |
| South Bay                | 2         | 88         |
| <b>Total</b>             | <b>10</b> | <b>253</b> |

| LAPD's Crimes per Sector |           |            |
|--------------------------|-----------|------------|
| Sector                   |           | FYTD       |
| <b>Valley Bureau</b>     |           |            |
| Van Nuys                 | 1         | 15         |
| West Valley              | 0         | 8          |
| North Hollywood          | 2         | 16         |
| Foothill                 | 0         | 5          |
| Devonshire               | 0         | 4          |
| Mission                  | 0         | 5          |
| Topanga                  | 0         | 6          |
| <b>Central Bureau</b>    |           |            |
| Central                  | 7         | 83         |
| Rampart                  | 1         | 31         |
| Hollenbeck               | 0         | 7          |
| Northeast                | 1         | 7          |
| Newton                   | 0         | 41         |
| <b>West Bureau</b>       |           |            |
| Hollywood                | 0         | 17         |
| Wilshire                 | 1         | 26         |
| West LA                  | 2         | 12         |
| Pacific                  | 0         | 5          |
| Olympic                  | 3         | 48         |
| <b>Southwest Bureau</b>  |           |            |
| Southwest                | 2         | 70         |
| Harbor                   | 0         | 6          |
| 77th Street              | 1         | 74         |
| Southeast                | 4         | 26         |
| <b>Total</b>             | <b>25</b> | <b>512</b> |

| ARRESTS      |          |           |            |
|--------------|----------|-----------|------------|
| AGENCY       | LAPD     | LASD      | FYTD       |
| Felony       | 1        | 4         | 108        |
| Misdemeanor  | 6        | 9         | 626        |
| <b>TOTAL</b> | <b>7</b> | <b>13</b> | <b>734</b> |

| CITATIONS              |           |           |              |
|------------------------|-----------|-----------|--------------|
| AGENCY                 | LAPD      | LASD      | FYTD         |
| Other Citations        | 10        | 16        | 751          |
| Vehicle Code Citations | 0         | 13        | 378          |
| <b>TOTAL</b>           | <b>10</b> | <b>29</b> | <b>1,129</b> |

| CALLS FOR SERVICE |           |            |              |
|-------------------|-----------|------------|--------------|
| AGENCY            | LAPD      | LASD       | FYTD         |
| Routine           | 6         | 101        | 1,276        |
| Priority          | 12        | 122        | 1,756        |
| Emergency         | 2         | 15         | 198          |
| <b>TOTAL</b>      | <b>20</b> | <b>238</b> | <b>3,230</b> |

| DISPATCHED VS. PROACTIVE |             |             |
|--------------------------|-------------|-------------|
| AGENCY                   | LAPD        | LASD        |
| Dispatched               | 19%         | 2%          |
| Proactive                | 81%         | 98%         |
| <b>TOTAL</b>             | <b>100%</b> | <b>100%</b> |

| PERCENTAGE OF TIME SPENT ON THE BUS SYSTEM |     |
|--|-----|
| LAPD BUS                                   | 88% |
| LASD BUS                                   | 32% |

| LEGEND                                  |  |
|---|--|
| Los Angeles Police Department           |  |
| Los Angeles County Sheriff's Department |  |



# UNION STATION

## ATTACHMENT B

### MONTHLY UPDATE ON TRANSIT POLICING PERFORMANCE - MAY 2020

| REPORTED CRIME                 |           |            |
|--------------------------------|-----------|------------|
| CRIMES AGAINST PERSONS         | LAPD      | FYTD       |
| Homicide                       | 0         | 0          |
| Rape                           | 0         | 0          |
| Robbery                        | 0         | 9          |
| Aggravated Assault             | 2         | 11         |
| Aggravated Assault on Operator | 0         | 0          |
| Battery                        | 2         | 82         |
| Battery Rail Operator          | 0         | 0          |
| Sex Offenses                   | 0         | 6          |
| <b>SUB-TOTAL</b>               | <b>4</b>  | <b>108</b> |
| CRIMES AGAINST PROPERTY        | LAPD      | FYTD       |
| Burglary                       | 0         | 1          |
| Larceny                        | 3         | 66         |
| Bike Theft                     | 0         | 7          |
| Motor Vehicle Theft            | 0         | 0          |
| Arson                          | 0         | 0          |
| Vandalism                      | 1         | 7          |
| <b>SUB-TOTAL</b>               | <b>4</b>  | <b>81</b>  |
| CRIMES AGAINST SOCIETY         | LAPD      | FYTD       |
| Weapons                        | 0         | 0          |
| Narcotics                      | 0         | 0          |
| Trespassing                    | 7         | 53         |
| <b>SUB-TOTAL</b>               | <b>7</b>  | <b>53</b>  |
| <b>TOTAL</b>                   | <b>15</b> | <b>242</b> |



| ARRESTS      |          |            |
|--------------|----------|------------|
| AGENCY       | LAPD     | FYTD       |
| Felony       | 2        | 47         |
| Misdemeanor  | 6        | 171        |
| <b>TOTAL</b> | <b>8</b> | <b>218</b> |

| CITATIONS              |          |            |
|------------------------|----------|------------|
| AGENCY                 | LAPD     | FYTD       |
| Other Citations        | 0        | 237        |
| Vehicle Code Citations | 4        | 92         |
| <b>TOTAL</b>           | <b>4</b> | <b>329</b> |

| CALLS FOR SERVICE |           |            |
|-------------------|-----------|------------|
| AGENCY            | LAPD      | FYTD       |
| Routine           | 11        | 209        |
| Priority          | 23        | 348        |
| Emergency         | 1         | 19         |
| <b>TOTAL</b>      | <b>35</b> | <b>576</b> |

| DISPATCHED VS. PROACTIVE |            |
|--------------------------|------------|
| AGENCY                   | LAPD       |
| Dispatched               | 16%        |
| Proactive                | 74%        |
| <b>TOTAL</b>             | <b>90%</b> |

| PERCENTAGE OF TIME SPENT AT UNION STATION |      |
|---|------|
| LOCATION                                  | LAPD |
| Union Station                             | 86%  |

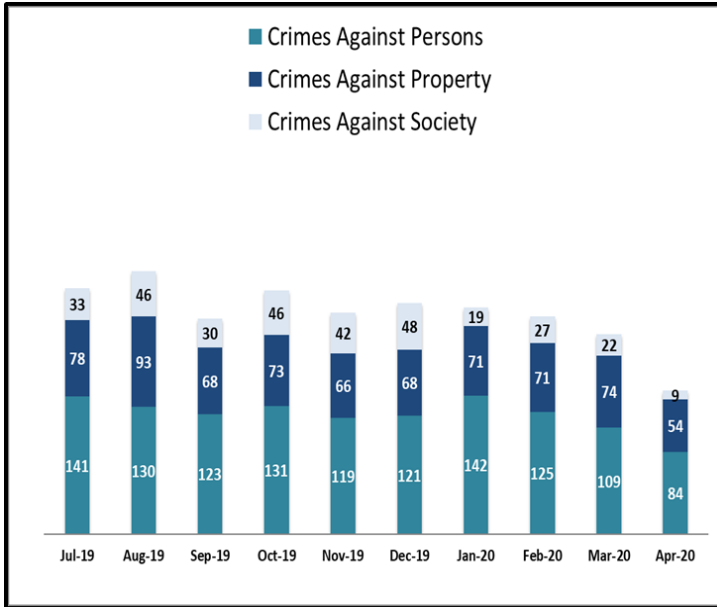
| LEGEND                        |  |
|-------------------------------|--|
| Los Angeles Police Department |  |

# KEY PERFORMANCE INDICATORS

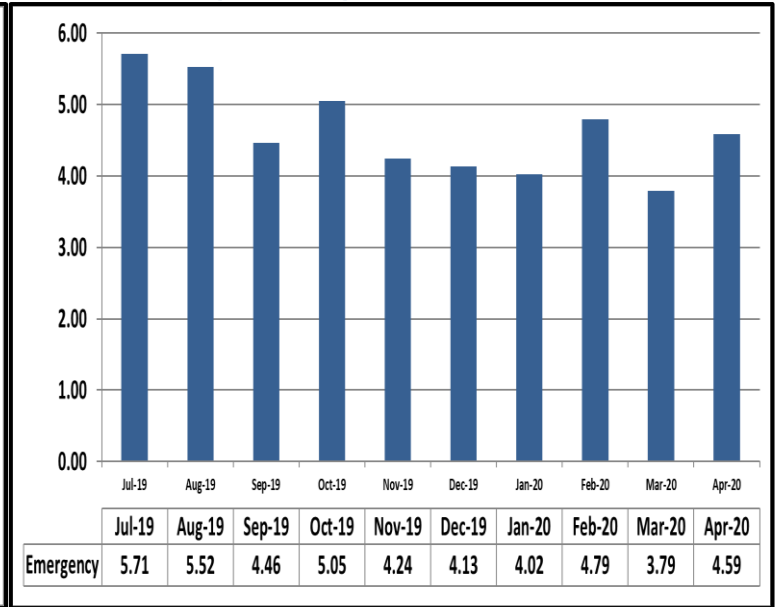
APRIL 2020

Attachment C

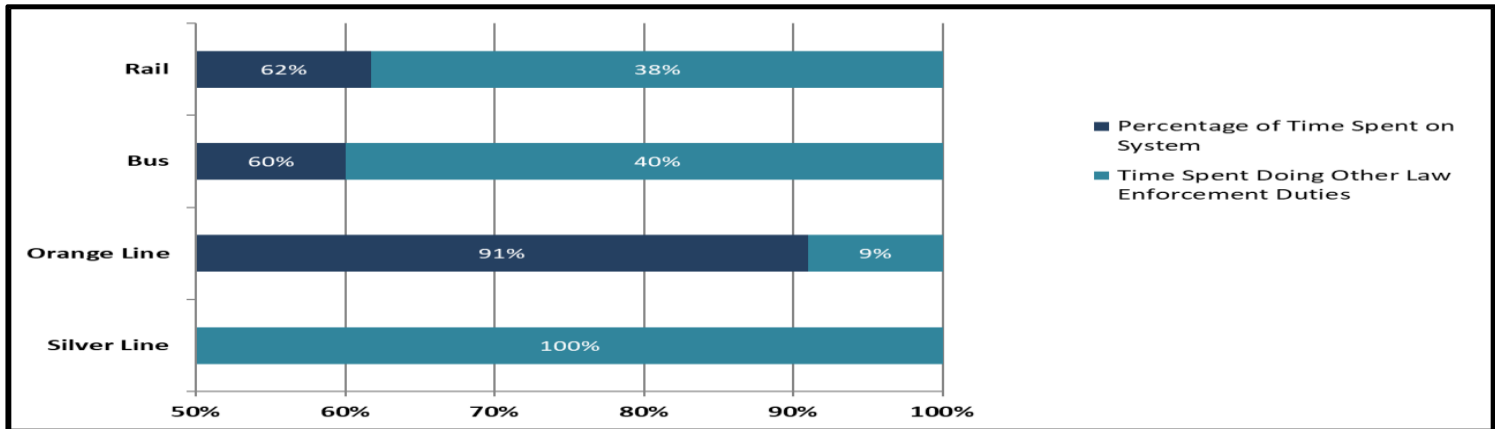
## Crimes Against Persons, Property, and Society



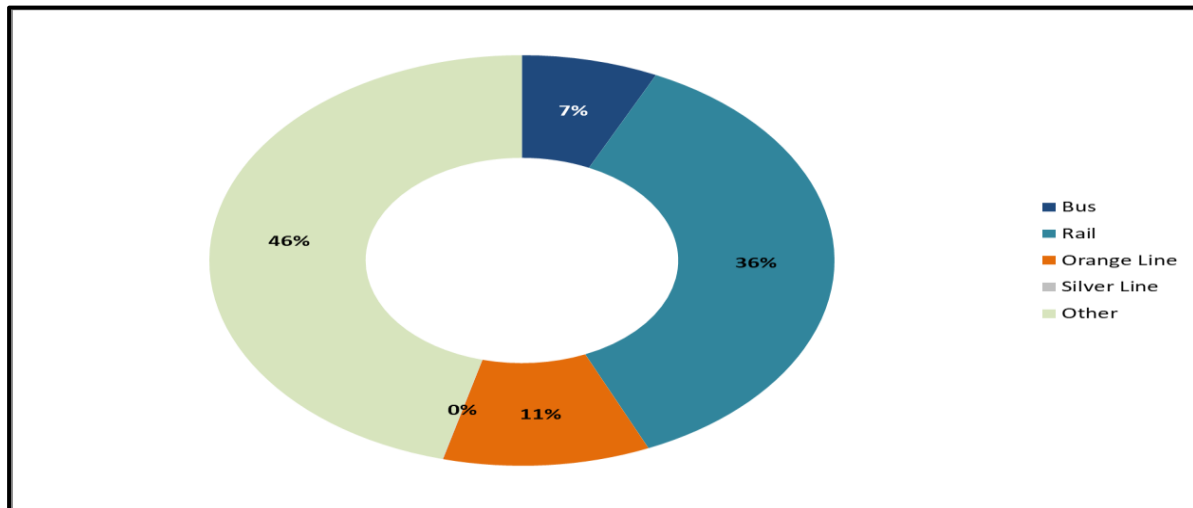
## Average Emergency Response Times



## Percentage of Time Spent on the System



## Percentage of Time Spent on the System as a Whole

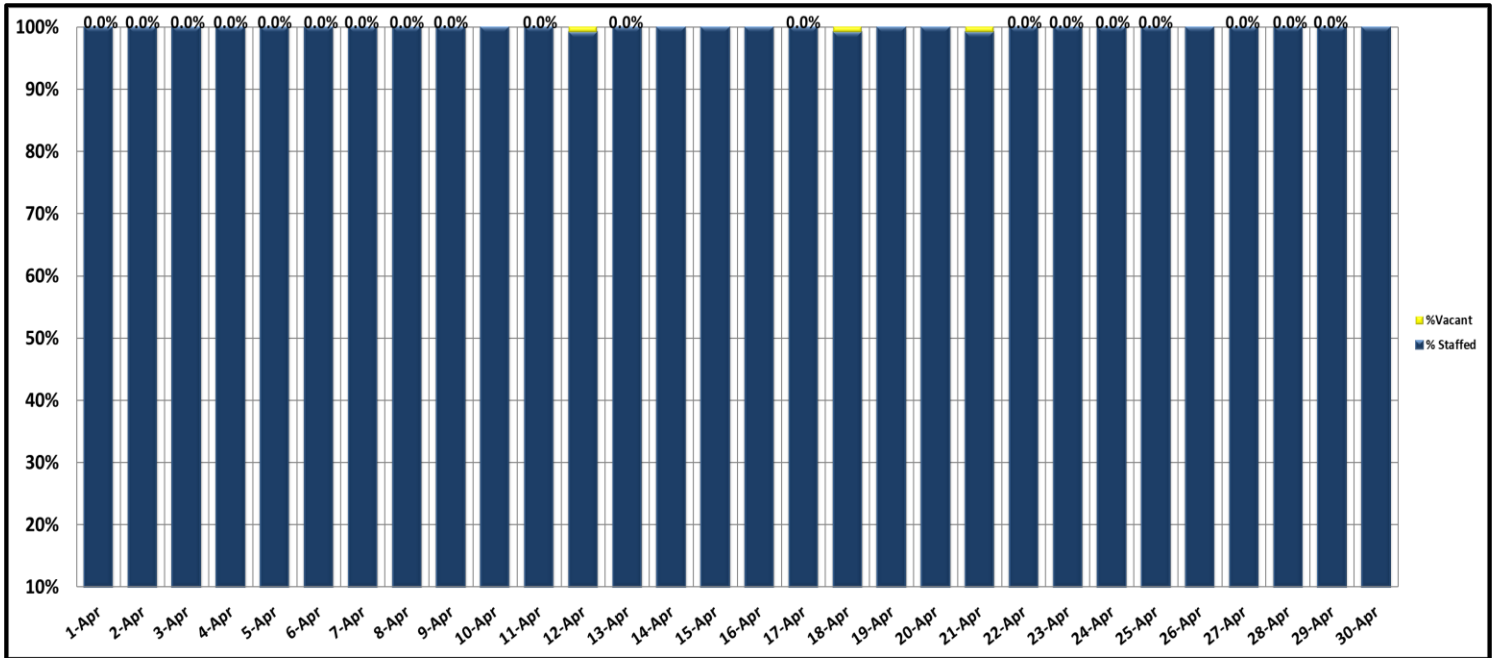


# KEY PERFORMANCE INDICATORS

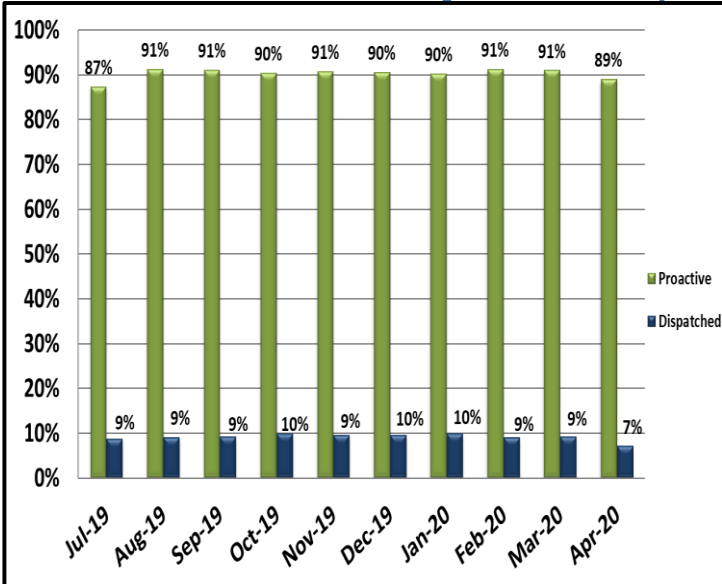
APRIL 2020

Attachment C

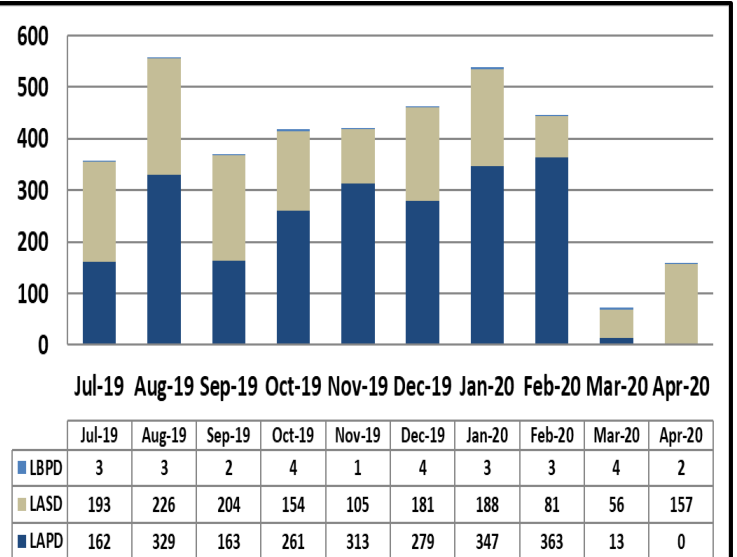
## Ratio of Staffing Levels vs Vacant Assignments



## Ratio of Proactive vs Dispatched Activity



## Grade Crossing Operations



### Grade Crossing Operation Locations April:

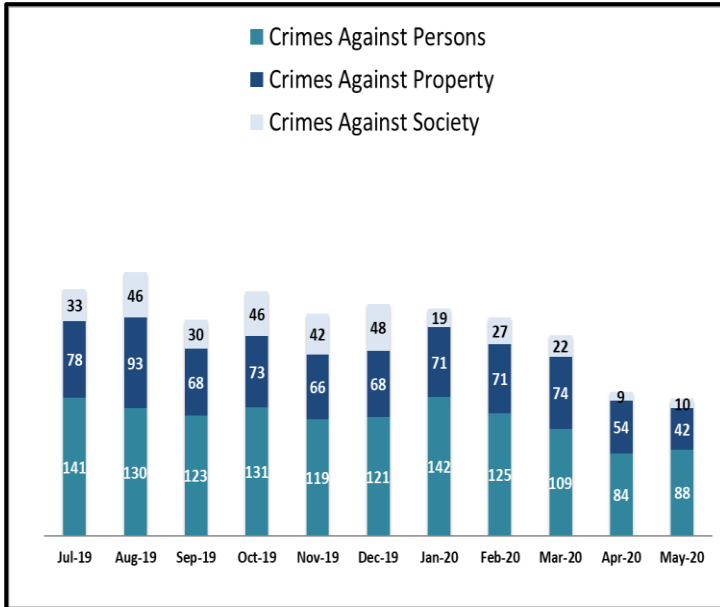
1. Blue Line Stations (89)
2. Expo Line Stations (8)
3. Gold Line Stations (62)

# KEY PERFORMANCE INDICATORS

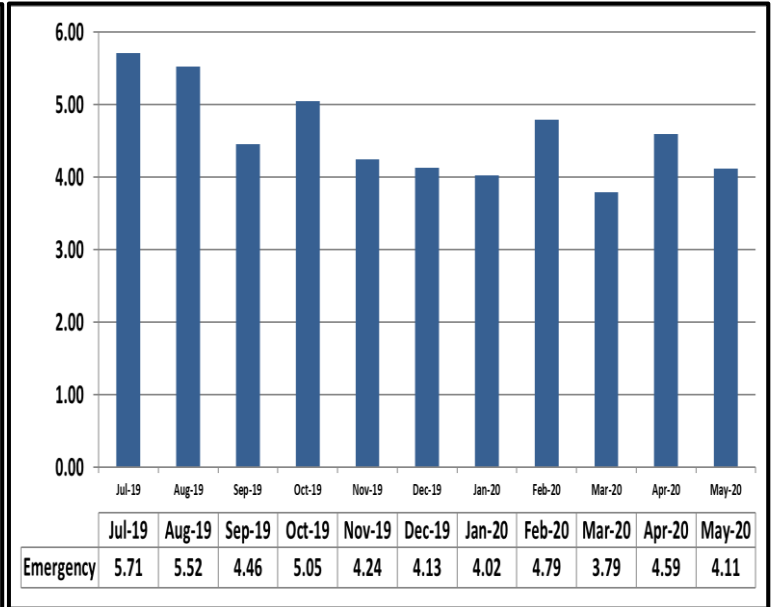
MAY 2020

Attachment C

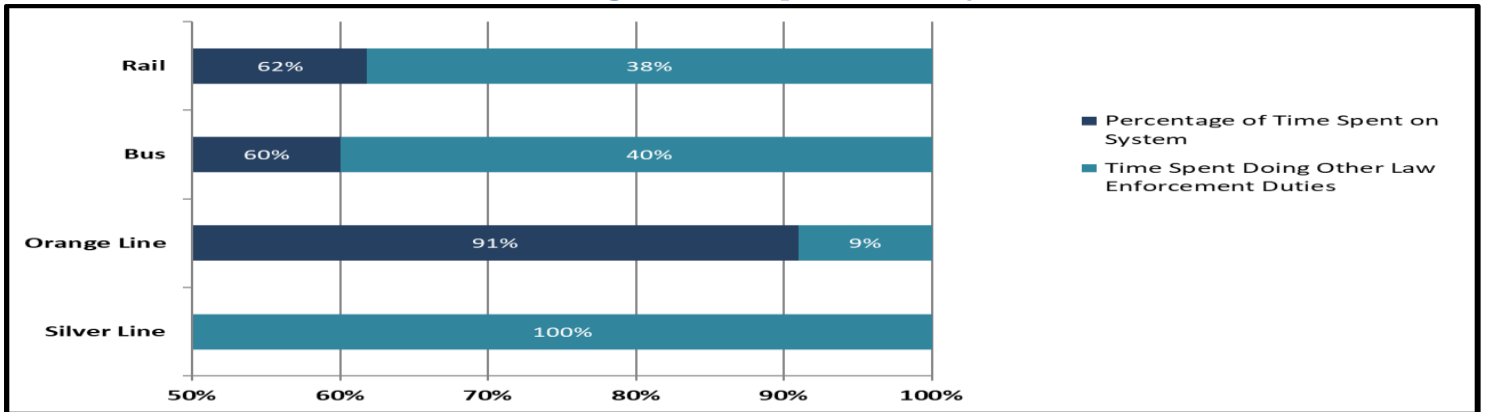
## Crimes Against Persons, Property, and Society



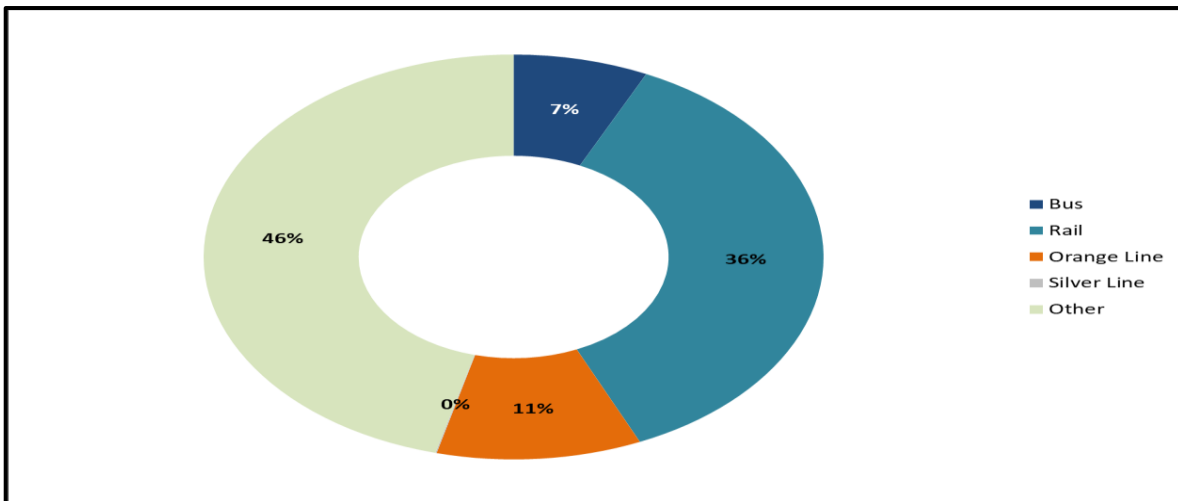
## Average Emergency Response Times



## Percentage of Time Spent on the System



## Percentage of Time Spent on the System as a Whole

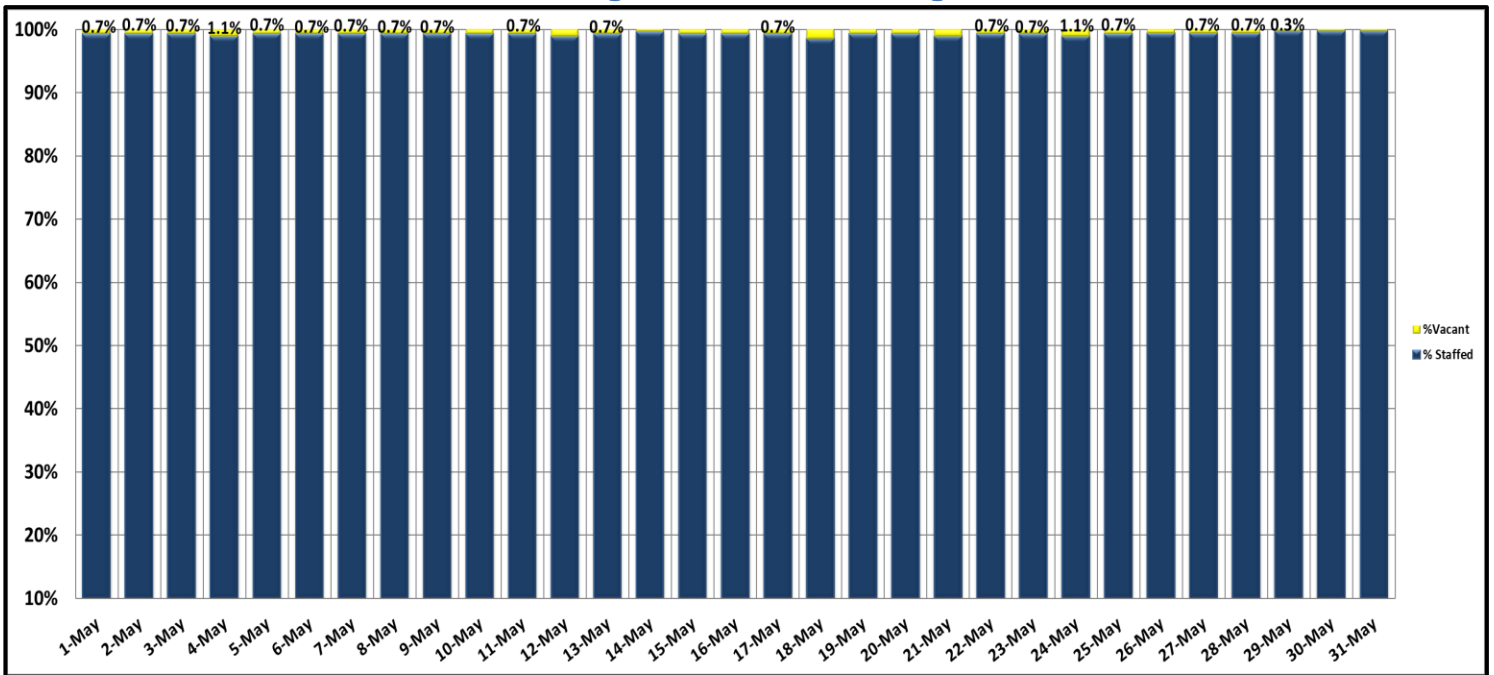


# KEY PERFORMANCE INDICATORS

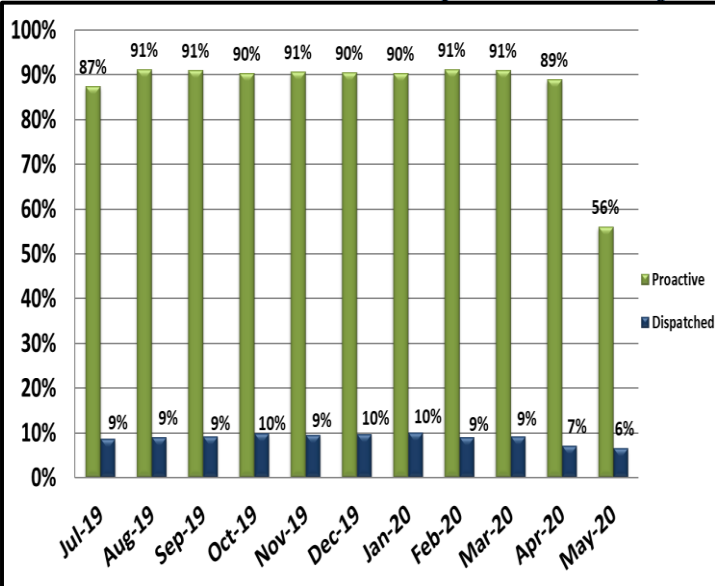
MAY 2020

Attachment C

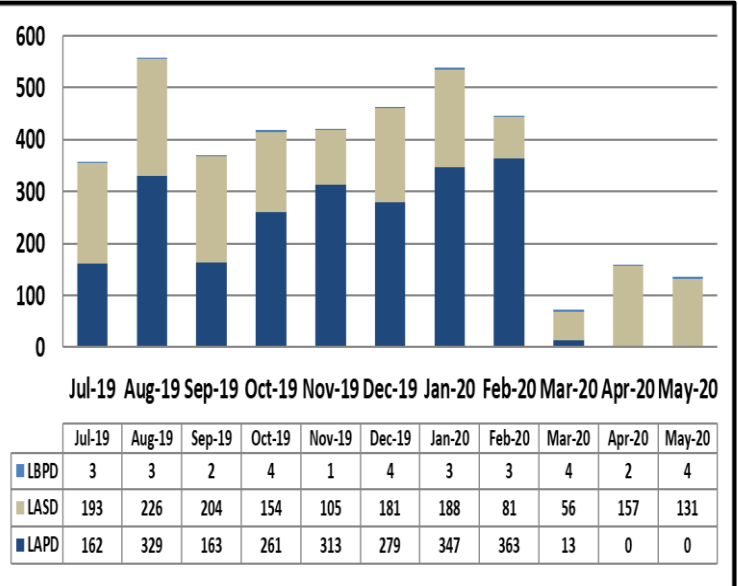
## Ratio of Staffing Levels vs Vacant Assignments



## Ratio of Proactive vs Dispatched Activity



## Grade Crossing Operations



### Grade Crossing Operation Locations May:

1. Blue Line Stations (55)
2. Expo Line Stations (5)
3. Gold Line Stations (75)

# Transit Police

## Monthly Crime Report



Attachment D

|                                | 2019       | 2020       |
|--------------------------------|------------|------------|
|                                | April      | April      |
| <b>CRIMES AGAINST PERSONS</b>  |            |            |
| Homicide                       | 0          | 0          |
| Rape                           | 1          | 1          |
| Robbery                        | 28         | 13         |
| Aggravated Assault             | 24         | 14         |
| Aggravated Assault on Operator | 3          | 0          |
| Battery                        | 60         | 45         |
| Battery on Operator            | 6          | 5          |
| Sex Offenses                   | 14         | 6          |
| <b>SUB-TOTAL</b>               | <b>136</b> | <b>84</b>  |
| <b>CRIMES AGAINST PROPERTY</b> |            |            |
| Burglary                       | 0          | 0          |
| Larceny                        | 70         | 32         |
| Bike Theft                     | 5          | 4          |
| Motor Vehicle Theft            | 1          | 1          |
| Arson                          | 1          | 0          |
| Vandalism                      | 11         | 17         |
| Other                          | 0          | 0          |
| <b>SUB-TOTAL</b>               | <b>88</b>  | <b>54</b>  |
| <b>CRIMES AGAINST SOCIETY</b>  |            |            |
| Weapons                        | 1          | 1          |
| Narcotics                      | 18         | 1          |
| Trespassing                    | 9          | 7          |
| <b>SUB-TOTAL</b>               | <b>28</b>  | <b>9</b>   |
| <b>TOTAL</b>                   | <b>252</b> | <b>147</b> |
| <b>ENFORCEMENT EFFORTS</b>     |            |            |
| Arrests                        | 326        | 79         |
| Citations                      | 2,324      | 241        |
| Fare Checks                    | 84,267     | 2,106      |
| Calls for Service              | 1,141      | 1,124      |

# Transit Police

## Monthly Crime Report



Attachment D

|                                | 2019       | 2020       |
|--------------------------------|------------|------------|
|                                | May        | May        |
| <b>CRIMES AGAINST PERSONS</b>  |            |            |
| Homicide                       | 0          | 0          |
| Rape                           | 0          | 0          |
| Robbery                        | 25         | 20         |
| Aggravated Assault             | 18         | 25         |
| Aggravated Assault on Operator | 1          | 2          |
| Battery                        | 63         | 35         |
| Battery on Operator            | 8          | 4          |
| Sex Offenses                   | 10         | 2          |
| <b>SUB-TOTAL</b>               | <b>125</b> | <b>88</b>  |
|                                |            |            |
| <b>CRIMES AGAINST PROPERTY</b> |            |            |
| Burglary                       | 0          | 1          |
| Larceny                        | 61         | 19         |
| Bike Theft                     | 3          | 3          |
| Motor Vehicle Theft            | 2          | 3          |
| Arson                          | 0          | 1          |
| Vandalism                      | 10         | 15         |
| Other                          | 0          | 0          |
| <b>SUB-TOTAL</b>               | <b>76</b>  | <b>42</b>  |
|                                |            |            |
| <b>CRIMES AGAINST SOCIETY</b>  |            |            |
| Weapons                        | 4          | 2          |
| Narcotics                      | 19         | 1          |
| Trespassing                    | 15         | 7          |
| <b>SUB-TOTAL</b>               | <b>38</b>  | <b>10</b>  |
| <b>TOTAL</b>                   | <b>239</b> | <b>140</b> |
|                                |            |            |
| <b>ENFORCEMENT EFFORTS</b>     |            |            |
| Arrests                        | 451        | 79         |
| Citations                      | 2,960      | 241        |
| Fare Checks                    | 129,818    | 2,106      |
| Calls for Service              | 1,194      | 1,124      |

## Metro's Homeless Efforts

### C3 Homeless Outreach April 1, 2020 through April 30, 2020

| Performance Measure   | April Number Served | Project Year to date Number Served |
|---|---------------------|------------------------------------|
| Number of unduplicated individuals' initiated contact (pre-engagement phase)  | 395                 | 7,390                              |
| Number of Unduplicated individuals engaged (engagement phase)   | 127                 | 3,690                              |
| Number of unduplicated individuals who are provided services or who successfully attained referrals*  | *Unavailable        | 2,961                              |
| Number of unduplicated individuals engaged who successfully attained an interim housing resource (this includes crisis and/or bridge housing) | 309                 | 1,645                              |
| Number of unduplicated individuals engaged who are successfully linked to a permanent housing program   | 5                   | 402                                |
| Number of unduplicated individuals engaged who are permanently housed   | 16                  | 250                                |

\*Due to the outbreak, the team pulled all the reported information from Clarity, the computer tracking system, of the Department of Health Services. Due to system limitations, the team was unable to pull the number of individuals who received a service for the first time.

#### Notes:

The team continued to redeploy in unique ways that crossed the day/swing shift boundary in response to the COVID-19 virus outbreak. The teams were not able to track data based on the regular swing/day deployment schedule.

The reports for April are limited to combined contract-to-date figures due to COVID-19 related schedule realignments and service adjustments (including, but not limited to social distancing requirements).

With the team's close collaboration with LAPD this month, the "referrals from LAPD" figure are also not included.

#### April Motel Report

Secured 82 motel rooms. The demographics and justification for each of these placements are attached.

Brief Demographic Overview:

- A total of 127 homeless persons were housed in 82 motel rooms.
- 74 of the clients were a combination of couples, couples with children.
- 53 clients were singularly housed, 41.73% were males.

**Total Motel Cost: \$153,955.06**



### **PATH Success Story**

A 27 year old African American pregnant female and her male partner were encountered at Pershing Square. The client and her partner became homeless after relocating to Los Angeles from the Midwest and not being able to secure employment. Because of the clients' homeless status, their children were placed in foster care. The client and her partner were in desperate need of housing services in order to gain custody of their children.

Metro Multi-Disciplinary Team (MDT) immediately placed the couple in the Crenshaw Inn Motel due to the client's pregnancy and other health issues. From the motel, MDT outreach specialists referred the clients to the Goodwill Career Development Program and Express Employment Agency to help increase their income. Based on the couple's assessment and level of independence, they were referred to the SPA 4 Family Solutions Center and SPA 4 Rapid Re- Housing Program (RRH). Metro MDT Outreach Specialist assisted the clients with housing navigation and successfully connected them to a landlord in Inglewood, CA. During the clients' time at the motel, Metro MDT provided groceries and transportation to medical, employment, and housing appointments.

In early April, the client gave birth to a healthy baby, and as a result of their connection to SPA 4 RRH and Metro MDT Outreach, the client and her partner successfully signed a lease in Inglewood on 4/28/20. The clients are now focusing on regaining custody of their children. The female client said, "I made it home!"

### **LAPD Outreach Impact Story resulting in Stable Housing, April 2020**

LAPD Transit HOPE Officers engaged a couple with their 5-month old child on April 16, 2020 at the 7th/metro Station. The couple did not want to provide a great amount of detail on how they fell into homelessness, but it seemed to be related to a falling out with family. Officers contacted PATH and the family was placed into a local motel until a housing option becomes available.

#### **LAPD Notes:**

Due to the repurposing of the HOPE Team and Red Line Surge followed by the elimination of the surge detail the average number of contacts, referrals and enforcement-related events dropped significantly.

### **Sheriff Mental Evaluation Team (MET) Contacts April 5 – May 2, 2020**

These monthly statistics only include contacts of the Transit MET Units. They do not include contacts made by other Transit Services Bureau personnel. In addition to the data reported below, Transit MET Units:

- 5 teams assisted MTA conduct homeless outreach operations at Citrus Pax, Gold Line; 7<sup>th</sup>/Metro Pax, blue Line and Santa Monica Pax, Expo Line for the week of 04/05/2020 – 04/11/2020.
- 5 teams assisted MTA conduct homeless outreach operations at Citrus Pax and Atlantic Pax, Gold Line; 7<sup>th</sup>/Mero Pax, Blue Line and Santa Monica Pax, Expo Line for the week of 04/12/2020 – 04/18/2020.
- TMET teams assisted MTA conduct homeless outreach operations at Citrus Pax and Atlantic Pax, Gold Line; and Santa Monica Pax, Expo Line for the week of 04/19/2020 – 04/25/2020.
- TMET teams assisted MTA conduct homeless outreach operations at Citrus Pax and Atlantic Pax, Gold Line; and Santa Monica Pax, Expo Line for the week of 04/26/2020 – 05/02/2020.

**LASD Notes:**

Regarding the 17 Shelter transports conducted in the month of April 2020 by LASD/TMET, most of these clients were transported while conducting Homeless Outreach Operations at 7th/Metro Pax, Blue/Expo Line, Citrus and Atlantic Pax, Gold Line; and Santa Monica Pax, Expo Line. These clients were transported to the following LA City Rec Shelters:

- Shatto Rec
- Alpine Rec
- Westwood Rec
- Hollywood Rec
- Volunteers of America

**Long Beach Quality of Life Officers Update, April 2020**

**Projects:** None Reported

**Law Enforcement Homeless Outreach Metrics, April 2020**

| <b>ACTION</b>  | <b>LAPD HOPE/TSD</b> | <b>LASD MET</b> | <b>LBDP</b> |
|----------------|----------------------|-----------------|-------------|
| Contacts       | 34                   | 1,367           | 83          |
| Referrals      | 13                   | 239             | 23          |
| 5150 Holds     | 15                   | 21              | 0           |
| Mental Illness | 19                   | 204             | 15          |

|                                   |   |     |    |
|-----------------------------------|---|-----|----|
| Substance Abuse                   | 5 | 205 | 26 |
| Veterans                          | 1 | 0   | 0  |
| Shelter                           | 3 | 17  | 1  |
| Motel Housing Plan                | 3 | 0   | 0  |
| VA Housing                        | 0 | 0   | 0  |
| Return to Family                  | 0 | 1   | 1  |
| Transitional Long<br>Term Housing | 0 | 0   | 0  |
| Detox                             | 1 | 0   | 0  |
| Rehab                             | 0 | 0   | 0  |

**Cleared Encampments Within Metro ROW:**

|                                     |  |   |   |
|-------------------------------------|--|---|---|
| <b>Incident Date:</b><br>03/09/2020 | <b>Location:</b><br>E-Line (EXPO)<br>Flower St- Jefferson tunnel | <b>Work Required:</b><br>Clean-up Trash | <b>Comments:</b><br>Clean-up completed April 30 <sup>th</sup> |
|-------------------------------------|--|---|---|

**Cleared Encampments Outside, Adjacent to Metro Right-of-Way:**

No activity this reporting period



## Board Report

---

**File #:** 2020-0386, **File Type:** Informational Report

**Agenda Number:** 19.

---

**OPERATIONS, SAFETY AND CUSTOMER EXPERIENCE COMMITTEE  
EXECUTIVE MANAGEMENT COMMITTEE  
JUNE 18, 2020**

**SUBJECT: COMPREHENSIVE PRICING STUDY**

**ACTION: RECEIVE AND FILE**

**RECOMMENDATION**

RECEIVE AND FILE status report on the recently initiated Comprehensive Pricing Study.

**ISSUE**

This is the first official communication to the Board regarding Metro's Comprehensive Pricing Study. The purpose is to report on progress to date and highlight key elements and expectations of the study.

**BACKGROUND**

Vision 2028 identifies pricing as an important lever towards achieving Metro's strategic goals, including the target of doubling the share of non-single-occupant vehicle trips. Vision 2028 directs staff to conduct a comprehensive transportation system pricing study to determine options for meeting goals of revenue, equity, security, ridership, and user experience, and to recommend pricing policies arising from the study to the Metro Board.

The Comprehensive Pricing Study is timely with the work of the COVID-19 Recovery Task Force and the recently approved Board Motion 2020-0355 (Emergency Relief: Full-Price Passes).

**DISCUSSION**

The pricing of Metro's suite of transportation services has been developed at different points in time to meet different service and policy objectives. With the adoption of Vision 2028, these pricing policies may no longer be optimally aligned to support Metro's strategic goals. A comprehensive review will identify opportunities for appropriate change.

**Study Objectives**

The study objectives are:

1. Review current pricing policies (including incentive and discount programs) for transportation services provided by Metro including the following:
  - Metro conventional bus and rail transit
  - Metro MicroTransit
  - Metro on-demand ridesharing (e.g. Mobility-on-Demand)
  - Metro Bike Share
  - Metro Vanpool
  - Transportation parking or access on or adjacent to Metro properties (e.g. personal motor vehicles, scooters, Metro Bike Hub, bike lockers)
  - Metro ExpressLanes
2. Develop a complete understanding of the capital and operating costs, and non-financial elements, associated with Metro's transit fare and user fee collection and enforcement systems for its transportation services.
3. Identify and evaluate pricing policy options relative to the goals of revenue, equity, security, ridership, and user experience. Additional considerations may include the environment/health, viability (e.g. technology, resource requirements) and governance (e.g. coordination and integration with municipal transportation services and pricing policies). Trade-offs will be identified.
4. Present pricing policy recommendations to the Metro Board of Directors.

The study team will coordinate with other concurrent Metro initiatives that have pricing, equity, and customer experience elements, including the COVID-19 Recovery Task Force, Traffic Reduction Study, NextGen Bus Plan, and Long Range Transportation Plan. Where appropriate, the study will identify relevant guidance for the pricing of non-Metro services, such as municipal transit and parking, and services partly funded by Metro in partnership with other agencies (e.g. Access Services paratransit and the Metro Freeway Service Patrol).

## Study Principles

The conduct of the study is grounded in the following core principles:

- **Evidence-Based:** data, evidence, and robust deliberations will guide the development of appropriate pricing policies
- **Inclusive:** the study will create space for involvement by all affected departments at Metro as well as agency partners, and will create opportunities for meaningful dialogues and engagement with communities throughout Los Angeles County

- **Transparent:** the process and work will be undertaken in a manner that is visible to internal and external stakeholders
- **Traceable:** the process and work will be documented so that decision-points can be traced back to a key data point or deliberation
- **Consensus-Driven:** recognizing that pricing is a value-laden topic, the study will succeed only if there is broad-based consensus on potential new pricing policies.

### Study Governance

Because pricing touches on nearly all aspects of Metro’s business, an ‘all-of-agency’ approach is required to identify and implement the appropriate pricing policies. Departments ranging from the Office of Management & Budget to System Security & Law Enforcement are key partners and their contributions will be fundamental to the success of this initiative. The following project advisory groups will be established:

|                          | <b>Executive Steering Group</b>                       | <b>Technical Working Group</b>                                 |
|--------------------------|---|--|
| <b>Role</b>              | Strategic oversight and coordination; review findings | Technical advice; data provision; review analysis and findings |
| <b>Membership</b>        | Members or designates of the Senior Leadership Team   | Staff nominated by Senior Leadership Team                      |
| <b>Meeting Frequency</b> | Key milestones  | Weekly to Bi-Weekly  |

Further, a communications and engagement framework will be prepared to ensure in-depth engagement with residents, workers, and employers in the county, with particular attention paid to Equity Focus Communities. Appropriate communications and engagement techniques will be identified in respect of the COVID-19 pandemic.

### Study Timeline

The study consists of two phases. In Phase 1, pricing policies will be identified and evaluated. Recommendations on changes to pricing policies will be advanced to the Board for consideration. Phase 1 is anticipated to be completed in early 2021. Due to the COVID-19 pandemic, the timeline will evolve as circumstances warrant. The Board and relevant committees will receive progress updates at each milestone.

#### Phase 1: Pricing Policies

##### A. Project Definition and Start-Up (Jan - May 2020)

- Engage Senior Leadership Team
- Establish project advisory groups
- B. Research and Engagement (June - Fall 2020)
  - Research
  - User and community engagement (e.g. online surveys, virtual dialogues)
  - Develop Evaluation Framework and Performance Measures
- C. Generate Policy Options (Fall 2020 - Winter 2020)
  - Engage Community on Policy Options Development
  - Engage Metro staff on Policy Options Development
- D. Policy Options Evaluation (Fall 2020)
- E. Recommendations to Board (Spring 2021)

Should the Board approve the recommendations, Phase 2 will involve the design, implementation, and monitoring of those recommendations. Pending directions from the Board, scoping for Phase 2 will begin upon completion of Phase 1.

## Equity Goal

Depending on its design, transportation pricing can either help or hinder efforts to promote racial, social, and economic equity amongst Los Angeles County residents and workers. For this reason, equity is one of the topline goals in the study. The development of appropriate performance measures to evaluate policy options relative to the goal of equity will involve pivoting off Metro's Equity Platform, the "Understanding How Women Travel Study", user experience surveys, and dialogues with community stakeholders.

Staff have identified an initial list of equity-related performance measures. Further research, dialogue, and analysis will be undertaken to refine and expand on these and other performance measures, subject to the availability of reliable data and appropriate quantitative and qualitative methods. This work will be coordinated with the Executive Officer of Equity and Race.

Sample performance measures include:

- Annual out-of-pocket costs as % of household income for extremely-low and low-income households
- Cost of trip-chaining for extremely-low and low-income customers
- Access to opportunity (employment, education, health care, social) opportunities by race, gender, income, age, and household size
- Non-work trips in evenings and weekends by extremely-low and low-income customers
- Ease of understanding and complying with pricing policies (e.g. means-testing requirements) to access transportation services.

### **FINANCIAL IMPACT**

Receiving and filing this report has no financial impact or impact to budget. Through the evaluation process, the cost and revenue impacts of policy options will be quantified and reported along with other performance measures.

### **IMPLEMENTATION OF STRATEGIC PLAN GOALS**

The conduct of the Comprehensive Pricing Study is a direct implementation of Vision 2028 (Initiative 1.3.a: Develop simplified, sustainable, and comprehensive pricing policies to support the provision of equitable, affordable, and high-quality transportation services).

### **NEXT STEPS**


The Comprehensive Pricing Study will proceed as set out in this report. Staff will return to this committee and report on progress in early Fall 2020. Through this study, Metro is demonstrating its leadership in evidence-based policymaking to improve mobility and equitable access to opportunities, and in the creation of a transparent and collaborative planning process.

### **ATTACHMENTS**

Prepared by: doreen Morrissey, Principal Transportation Planner, Office of Extraordinary Innovation  
213.418.3421

Raymond Kan, Senior Manager, Office of Extraordinary Innovation 213.364.3048

Reviewed by: Joshua Schank, Chief Innovation Officer, Office of Extraordinary Innovation (213) 418-4435



Phillip A. Washington  
Chief Executive Officer





# Metro Comprehensive Pricing Study

Operations, Safety, and Customer Experience Committee  
Executive Management Committee  
#2020-0386



Metro

# The need for a comprehensive study

## Existing Metro Pricing - a sampling:

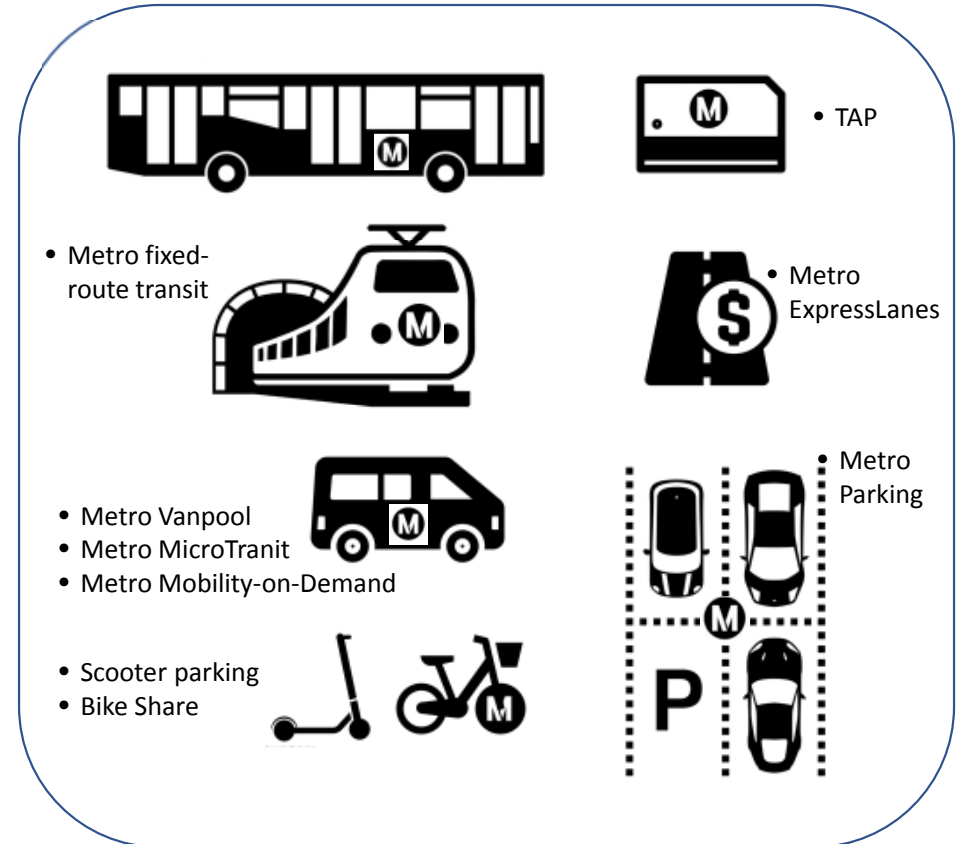
|  |   |
|--|---|
| LIFE income-based fare reductions with means-testing for transit             | “free” Dodger Stadium Express shuttle     |
| \$0.50 surcharge for transfer to non-Metro bus                               | “free” Mobility-on-Demand pilot           |
| \$0.75 surcharge for Silver Line and Express Bus Lines                       | Parking fees at Metro park-and-ride       |
| Free transit transfers for 2 hrs to complete a one-way trip (not roundtrips) | Vanpool subsidies                         |
| Transit and Bike Share pass products (1-, 7-, 30-day)                        | ExpressLanes discounts (differ from LIFE) |
| Free student fares?  | MicroTransit – fare TBD                   |

## Potential Pricing Concepts?



# Study Objectives and Scope

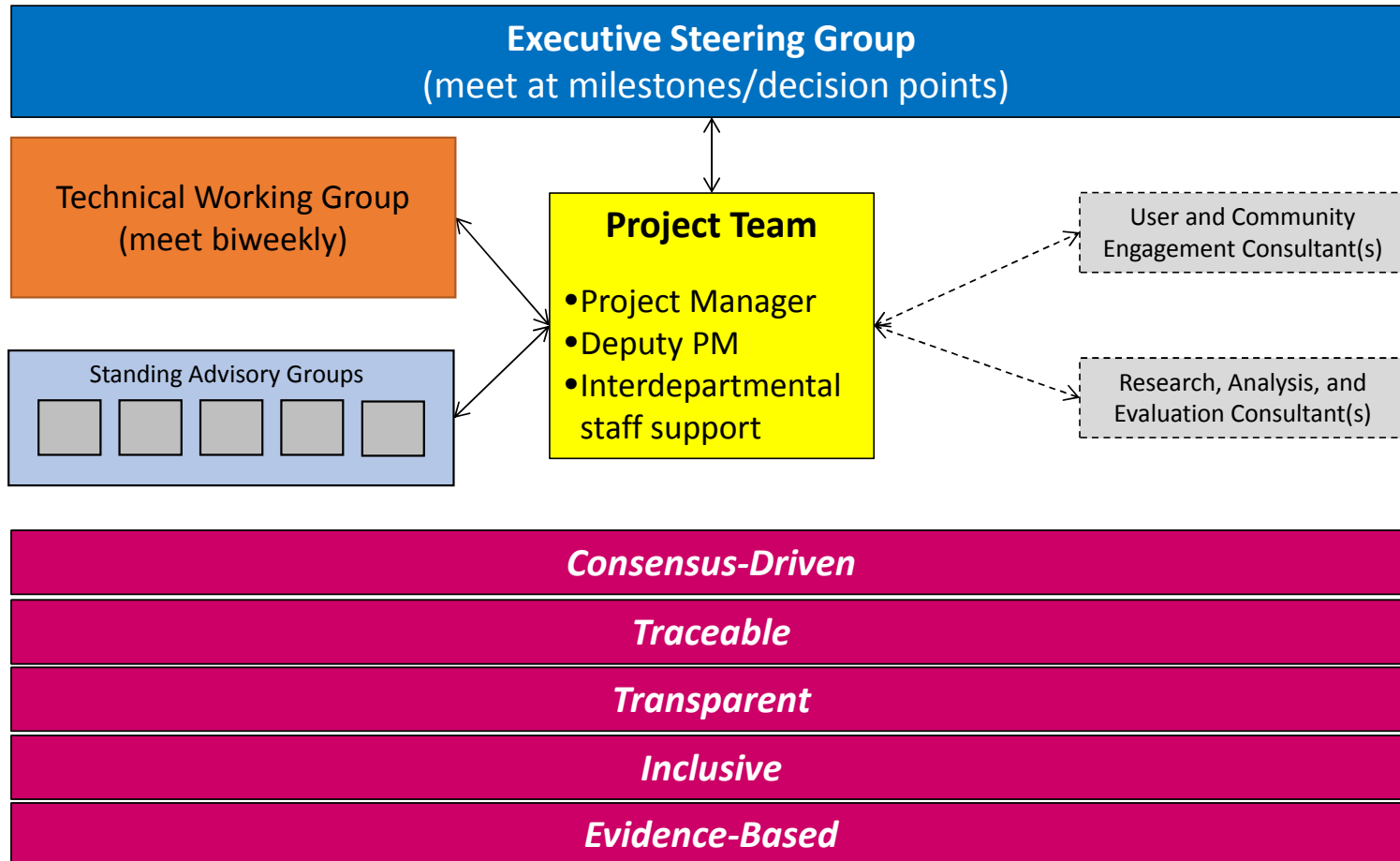
1. Review current pricing for Metro services
2. Understand financial and non-financial elements of collecting and enforcing fares and fees.
3. Identify better performing pricing policy options that align with the goals of **revenue, equity, security, ridership, and user experience.**
4. Make specific pricing policy recommendations to the Metro Board.



# Work Plan (adapt and evolve)


| Jan 2020  | Feb 2020 | Mar 2020 | Apr 2020 | May 2020 | Jun 2020   | Jul 2020 | Aug 2020 | Sep 2020   | Oct 2020  | Nov 2020 | Dec 2020 | Jan 2021  | Feb 2021  | Mar 2021  | Apr 2021  |  |  |  |
|---|----------|----------|----------|----------|--|----------|----------|--|---|----------|----------|---|---|---|---|--|--|--|
| <b>Activity 1. Project Definition</b> <ul style="list-style-type: none"> <li>Define study goals and scope</li> <li>Receive CEO go ahead</li> <li>Engage Senior Leadership Team</li> <li>Engage Board staff</li> <li>Identify resource requirements</li> </ul> |          |          |          |          | <b>Activity 2A. Foundational Research</b> <ul style="list-style-type: none"> <li>Review current practices, including cost of fee collection and enforcement</li> <li>Title VI preparation</li> <li>Evaluation framework</li> </ul> |          |          | <b>Activity 3. Policy Options and Evaluation</b> <ul style="list-style-type: none"> <li>Identify and evaluate pricing policy options/scenarios</li> <li>Title VI analysis</li> </ul> |   |          |          |   | <b>Activity 2B. 'Values and Directions' Engagement</b> <ul style="list-style-type: none"> <li>Communications framework</li> <li>Surveys</li> <li>Virtual meetings with community groups and stakeholders</li> </ul> |   |   | <b>Activity 4. Policy Options Engagement</b> <ul style="list-style-type: none"> <li>Focus groups</li> <li>Listening hubs</li> <li>Workshops</li> </ul> |  |  |
| <i>Board Check-In</i>   |          |          |          |          |   |          |          |  |  |          |          |  |   |  |  |   |  |  |
|   |          |          |          |          |  |          |          |  |   |          |          |   |   |   | <b>Recommendations</b>  |  |  |  |

# Study Principles and Governance



# Next Steps (3-4 months)

- A. Convene Executive Steering Group and Technical Working Group**
- B. 'Values and Directions' Engagement Preparation**
  - Communications framework
  - County-wide survey and Board Directors engagement
  - One-on-one dialogues
- C. Foundational Research**
  - Surveys
  - Metro policy and current practices in other jurisdictions
  - Cost of user fee collection/enforcement and discount programs
  - Evaluation framework and performance measures
  - Title VI analysis preparation



# Thank you

Ray Kan

[kanr@metro.net](mailto:kanr@metro.net)

Project Manager

OEI

doreen Morrissey

[morrisseyd@metro.net](mailto:morrisseyd@metro.net)

Deputy Project Manager

OEI



## Board Report

---

File #: 2020-0348, File Type: Contract

Agenda Number: 28.

---

### OPERATIONS, SAFETY, AND CUSTOMER EXPERIENCE COMMITTEE JUNE 18, 2020

**SUBJECT: METRO RED LINE SCADA REPLACEMENT**

**ACTION: APPROVE RECOMMENDATIONS**

**RECOMMENDATION**

AUTHORIZE:

- A. The Chief Executive Officer to increase the Contract Modification Authority (CMA) specific to Contract No. OP39603035 with ARINC Control and Information Systems (ARINC) in the amount of \$3,357,496 increasing the total authorized contract amount from \$15,551,028 to \$18,908,524.
- B. The Chief Executive Officer to execute contract modifications up to the Board-approved CMA in an amount not to exceed \$18,908,524.
- C. The purchase of additional coverage on the existing \$15,000,000 supplemental project insurance in excess of ARINC's limited liability in an amount not-to-exceed \$700,000. This action increases the total coverage cost from \$1,449,000 to \$2,149,000;
- D. An extension to the period of performance of Contract OP39603035 to December 31, 2021 to allow for SCADA-related work on the CLAX/AMC Station to be completed under this Contract.

**ISSUE**

This request addresses the following critical needs related to Metro's SCADA system:

- a) The need to implement and integrate a SCADA system in support of the Crenshaw/LAX Airport Metro Connector (AMC) Station.
- b) The need to implement and integrate a SCADA system in support of the Little Tokyo station that is part of the Regional Connector project, which is anticipated to occur in the Fall of 2020;
- c) The need for acquisition, installation and integration of new SCADA equipment, configured in a Virtual Machine (VM) and Virtual Desktop Infrastructure (VDI) environment to bring the Metro Red Line to compliance with Metro's updated SCADA systems standards; This will also bring all other Metro Rail lines to compliance.



---

## **BACKGROUND**

Contract No. OP39603035 was approved by the Board in November 2013, after a competitive procurement, for equipment and services for the replacement of the obsolete Red Line SCADA System. ARINC was chosen as the most technically qualified firm offering the lowest price. Modification No.1 was issued on July 14, 2014 to include integration of the Foothill and EXPO-II light rail expansion projects to the project. Modification No. 2, issued on November 14, 2014, was an administrative action which did not change the contract value. Modification No. 3 was issued on June 19, 2015 to include modifications to technical specifications and to purchase an additional project specific professional liability insurance associated with the increased contract scope. Modification No. 4 was issued on September 22, 2016 to include integration of the Crenshaw/LAX light rail expansion project to the Contract and to purchase an additional project specific professional liability insurance associated with the increased contract scope.

Recommendations (A) and (B) will allow sufficient contract authority for the implementation and integration of SCADA systems at the CLAX/AMC Connector station and the Little Tokyo station to proceed according to the project's schedule. It will also enable Metro staff to bring the existing SCADA System into compliance with current Metro Information Technology Hardware and Security standards and allow for compliance with recommendations from the recent MASD Report No. 19-OPS-P03. This will provide the SCADA system the capability to seamlessly and effortlessly support all upcoming Rail expansion projects such as the Purple Line and Foothill Extension.

Recommendation (C), authorization for the purchase of additional project insurance coverage, will provide protection in excess of ARINC's limited liability specifically for the increased contract scope required for Little Tokyo station and CLAX/AMC station, should it be needed.

Recommendation (D), authorizes an extension in the period of contract performance to December 31, 2021 that will ensure ample time is available for completion of SCADA installation and integration work at Little Tokyo station, and CLAX/AMC station. It will also allow time for resolution of issues such as software defect corrections or software enhancements, if and when required.

## **DISCUSSION**

Metro Rail Operations and Wayside Maintenance rely heavily on the SCADA system to provide supervisory and control functions that are essential for the safe, reliable and efficient operation of the Metro rail lines. These functions include centralized control and/or monitoring of train movement, traction and auxiliary power, fire detection and suppression, gas detection, emergency tunnel and ancillary ventilation, elevators and escalators, radio, emergency telephone, Transit Passenger Information System (TPIS) and intrusion.

Enhancements to the existing system are necessary to comply with MASD Audit recommendations and ITS security standards. Some of the enhancements include bringing outdated SCADA systems into compliance; deployment of a local Intrusion Detection System (IDS) and enhancing SCADA system logical security and firewall monitoring capabilities.

Adherence to the latest ITS infrastructure and architecture recommendations will enable a seamless

and enhanced integration of SCADA with other enterprise services which include:

- State of the art cyber security
- System backup and disaster recovery
- Nextrip Rail
- BOC/ROC integration
- Emergency backup control center

Next generation intrusion detection/prevention systems and firewalls will be deployed to provide sophisticated cyber security enabling a level of threat detection, threat prevention, and management necessary to respond to increasing cyber threats against our Nation's critical infrastructure. These systems will also provide the configuration management and forensic data that are essential for effective security oversight and audit.

Adoption of the latest ITS virtual application and desktop infrastructure standards will greatly simplify maintenance, system expansion and in assuring 100% compliance with Metro Information Security Policy. This architecture will also support the integration of bus and rail into a multi-modal operations center with minimal modification that will be required.

Adoption of the latest ITS data storage architecture will enable SCADA system configuration and alarm/event database data to be integrated into the ITS automated backup and disaster recovery system ensuring the ability to restore system operation on any level in a minimum amount of time.

### **DETERMINATION OF SAFETY IMPACT**

Approval of these items would greatly enhance the safety and reliability of the Rail SCADA system by enhancing cyber security, system availability and will address Audit findings.

### **FINANCIAL IMPACT**

Funding for this effort is included in the approved Life of Project (LOP) budget of project 205038 - Heavy Rail Subway SCADA System Replacement.

Since this is a multi-year project, the Project Manager and Chief Operating Officer will ensure that all related costs are budgeted in future Fiscal Years.

### **Impact to Budget**

The current source of funds for this action is Measure M 2% State of Good Repair. Using this funding source maximizes the project funding allocations allowed by approved provisions and guidelines.

### **IMPLEMENTATION OF STRATEGIC PLAN GOALS**

Approval of this recommendation supports the following Metro Strategic Plan Goal 5; Provide responsive, accountable, and trustworthy governance within the Metro organization.

### **ALTERNATIVES CONSIDERED**

The Board may choose to not approve the requested increase in contract value with ARINC and direct staff to hold an open procurement. This alternative is not recommended. An open solicitation may result in delivery of a new and different SCADA system that may be incompatible with the existing system. This presents training and maintenance difficulties that will negatively affect the overall safe, effective and efficient operation. Award to a new contractor will also present significant schedule and cost risk to the Regional Connector and AMC projects.

Metro must make every effort to comply with current ITS standards and to address the recent Audit findings and recommendations. Compliance with the ITS standard is mandatory and any deviation will adversely affect Metro's ability to implement cost effective security, enterprise integration and scalability in a timely fashion.

The Board may also decide not to purchase additional supplemental insurance if the Board determines that additional exposure related to the inability to collect damages for ARINC's professional negligence for their integration activities is an acceptable risk. This alternative is not recommended by Metro Risk Management.

The Board may also reject the request for a contract extension to December 31, 2021. This is not recommended as sufficient time is important for the Little Tokyo and CLAX/AMC Connector Station SCADA systems to be properly implemented and integrated into the existing SCADA system. These activities are considered part of the critical path and any delays will adversely affect the overall project schedule.

### **NEXT STEPS**


Upon Board approval, staff will issue contract modifications as needed under Contract No. OP39603035 with ARINC on an as needed basis. Staff will also monitor all expenditures associated with this contract modification to ensure remaining within approved cash flow limits for FY21.

### **ATTACHMENTS**

Attachment A - Procurement Summary  
Attachment B - Contract Modification/Change Order Log  
Attachment C - DEOD Summary

Prepared by: Errol Taylor, Senior Executive Officer, Maintenance and Engineering, (213) 922-3227  
Leticia Solis, Deputy Executive Officer, Wayside Systems Engineering and Maintenance (213) 613-2115  
David Chu, Director, Wayside Systems, SCADA, (213) 418-3042

Reviewed by: James T. Gallagher, Chief Operations Officer, (213) 418-3108  
Debra Avila, Chief Vendor/Contract Management Officer, (213) 418-3051



Phillip A. Washington  
Chief Executive Officer

**PROCUREMENT SUMMARY**

**METRO RED LINE SCADA REPLACEMENT / OP39603035**

|    |  |          |   |              |
|----|--|----------|---|--------------|
| 1. | <b>Contract Number:</b> OP39603035   |          |   |              |
| 2. | <b>Contractor:</b> ARINC Control and Information Systems (ARINC)   |          |   |              |
| 3. | <b>Mod. Work Description:</b> Integration of Little Tokyo/CLAX/AMC Station into SCADA system; Replacement SCADA Hardware for Metro Red Line. |          |   |              |
| 4. | <b>Contract Work Description:</b> Equipment and services for the replacement of the obsolete SCADA system                                    |          |   |              |
| 5. | <b>The following data is current as of: May 8, 2020</b>  |          |   |              |
| 6. | <b>Contract Completion Status:</b>   |          | <b>Financial Status</b>                               |              |
|    | <b>Contract Awarded</b>  | 11/28/13 | <b>Contract Award Amount:</b>                         | \$6,178,383  |
|    | <b>Notice to Proceed (NTP):</b>  | 1/3/14   | <b>Total of Modifications approved:</b>               | \$9,372,645  |
|    | <b>Original Completion Date</b>  | 1/3/21   | <b>Pending Modifications (including this action):</b> | \$0          |
|    | <b>Current Estimate Completion date</b>  | 12/31/21 | <b>Current Contract Value (with this action):</b>     | \$15,551,028 |
| 7. | <b>Contract Administrator:</b><br>Ernesto De Guzman  |          | <b>Telephone Number:</b><br>213-922-7267              |              |
| 8. | <b>Project Manager:</b><br>David Chu   |          | <b>Telephone Number:</b><br>213-418-3042              |              |

**A. Procurement Background**

This Board action is to approve an increase in Contract Modification Authority for Contact No. OP39603035 to:

- a) allow for the integration of the Little Tokyo Station, and the Crenshaw/LAX Airport Metro Connection station to the existing Metro Red Line SCADA replacement project;
- b) to obtain services to furnish, implement and integrate new SCADA equipment hardware configured in Virtual Machine (VM)/Virtual Desktop Infrastructure (VDI) to bring Metro’s existing SCADA system to compliance with the latest ITS standards for SCADA systems and to address recommendations from MASD Report No. 19-OPS-PO3.

Contract No. OP39603035 was approved by the Board in November 2013. Four modifications were issued to the contract.

Refer to Attachment B – Contract Modification/Change Order Log.

**B. Cost/Price Analysis**

Future contract modifications will be determined to be fair and reasonable in accordance with Metro's Acquisition Policies and Procedures at the time they are issued.

**ATTACHMENT B**

**CONTRACT MODIFICATION/CHANGE ORDER LOG  
METRO RED LINE SCADA REPLACEMENT  
OP39603035**

| <b>Mod No.</b> | <b>Description</b>  | <b>Status (approved or pending)</b> | <b>Date</b> | <b>\$ Amount</b>    |
|----------------|---|-------------------------------------|-------------|---------------------|
| 1              | Integration of Foothill and EXPO II Light Rail Extension        | Approved                            | 07/14/14    | \$2,914,575         |
| 2              | Administrative Change   | Approved                            | 11/14/14    | \$0.00              |
| 3              | Additions and deletions to SCADA Tech Specs                     | Approved                            | 06/19/15    | \$1,463,555         |
| 4              | Metro Green Line/Crenshaw Line/LAX Light Rail SCADA Integration | Approved                            | 09/22/16    | \$4,994,515         |
|                | Modification Total:   |                                     |             | \$9,372,645         |
|                | Original Contract   | Approved                            | 11/28/13    | \$6,178,383         |
|                | <b>Total</b>  |                                     |             | <b>\$15,551,028</b> |

## DEOD SUMMARY

## METRO RED LINE SCADA REPLACEMENT / OP39603035

**A. Small Business Participation**

ARINC Control and Information Systems (ARINC) made a 12.64% Small Business Enterprise (SBE) commitment. The project is 93% complete. Current SBE participation is 12.01%, representing a slight shortfall of .63% (decreased from 1.05% as reported prior to Modification 4). ARINC has increased its SBE participation through the development of its SBE subcontractor, Anysolv Technologies to perform work on the proprietary software, and has accelerated participation through the addition of a staff consultant to the SBE's team in May 2020. ARINC is expected to meet its SBE commitment by close of FY2020 (June 30th) through completion of the project.

|                                  |                   |                                     |                   |
|----------------------------------|-------------------|-------------------------------------|-------------------|
| <b>Small Business Commitment</b> | <b>12.64% SBE</b> | <b>Small Business Participation</b> | <b>12.01% SBE</b> |
|----------------------------------|-------------------|-------------------------------------|-------------------|

|    | <b>SBE Subcontractors</b> | <b>Current Participation<sup>1</sup></b> |
|----|---------------------------|--|
| 1. | Anysolv Technologies      | 12.01%                                   |
|    | <b>Total</b>              | <b>12.01%</b>                            |

<sup>1</sup>Current Participation = Total Actual amount Paid-to-Date to SBE firms ÷ Total Actual Amount Paid-to-date to Prime.

**B. Living Wage and Service Contract Worker Retention Policy Applicability**

The Living Wage and Service Contract Worker Retention Policy (LW/SCWRP) is not applicable to this contract.

**C. Prevailing Wage Applicability**

Prevailing Wage requirements are applicable to this project. DEOD will continue to monitor contractors' compliance with the State of California Department of Industrial Relations (DIR), California Labor Code, and, if federally funded, the U S Department of Labor (DOL) Davis Bacon and Related Acts (DBRA).

**D. Project Labor Agreement/Construction Careers Policy**

Project Labor Agreement/Construction Careers Policy is not applicable to this Contract. Project Labor Agreement/Construction Careers Policy is applicable only to



construction contracts that have a construction contract value in excess of \$2.5 million.