

Metro

*Los Angeles County Metropolitan Transportation Authority
One Gateway Plaza
3rd Floor Board Room*



Agenda - Final

Thursday, June 16, 2016

10:15 AM

**One Gateway Plaza, Los Angeles, CA 90012,
3rd Floor, Metro Board Room**

System Safety, Security and Operations Committee

John Fasana, Chair

Michael Antonovich, Vice Chair

Jacquelyn Dupont-Walker

Don Knabe

Ara Najarian

Carrie Bowen, non-voting member

Phillip A. Washington, Chief Executive Officer

METROPOLITAN TRANSPORTATION AUTHORITY BOARD RULES (ALSO APPLIES TO BOARD COMMITTEES)

PUBLIC INPUT

A member of the public may address the Board on agenda items, before or during the Board or Committee's consideration of the item for one (1) minute per item, or at the discretion of the Chair. A request to address the Board should be submitted in person at the meeting to the Board Secretary. Individuals requesting to speak on more than three (3) agenda items will be allowed to speak up to a maximum of three (3) minutes per meeting. For individuals requiring translation service, time allowed will be doubled.

The public may also address the Board on non-agenda items within the subject matter jurisdiction of the Board during the public comment period, which will be held at the beginning and/or end of each meeting. Each person will be allowed to speak for up to three (3) minutes per meeting and may speak no more than once during the Public Comment period. Speakers will be called according to the order in which the speaker request forms are received. Elected officials, not their staff or deputies, may be called out of order and prior to the Board's consideration of the relevant item.

In accordance with State Law (Brown Act), all matters to be acted on by the MTA Board must be posted at least 72 hours prior to the Board meeting. In case of emergency, or when a subject matter arises subsequent to the posting of the agenda, upon making certain findings, the Board may act on an item that is not on the posted agenda.

CONDUCT IN THE BOARD ROOM - The following rules pertain to conduct at Metropolitan Transportation Authority meetings:

REMOVAL FROM THE BOARD ROOM The Chair shall order removed from the Board Room any person who commits the following acts with respect to any meeting of the MTA Board:

- a. Disorderly behavior toward the Board or any member of the staff thereof, tending to interrupt the due and orderly course of said meeting.
- b. A breach of the peace, boisterous conduct or violent disturbance, tending to interrupt the due and orderly course of said meeting.
- c. Disobedience of any lawful order of the Chair, which shall include an order to be seated or to refrain from addressing the Board; and
- d. Any other unlawful interference with the due and orderly course of said meeting.

INFORMATION RELATING TO AGENDAS AND ACTIONS OF THE BOARD

Agendas for the Regular MTA Board meetings are prepared by the Board Secretary and are available prior to the meeting in the MTA Records Management Department and on the Internet. Every meeting of the MTA Board of Directors is recorded on CD's and as MP3's and can be made available for a nominal charge.

DISCLOSURE OF CONTRIBUTIONS

The State Political Reform Act (Government Code Section 84308) requires that a party to a proceeding before an agency involving a license, permit, or other entitlement for use, including all contracts (other than competitively bid, labor, or personal employment contracts), shall disclose on the record of the proceeding any contributions in an amount of more than \$250 made within the preceding 12 months by the party, or his or her agent, to any officer of the agency, additionally PUC Code Sec. 130051.20 requires that no member accept a contribution of over ten dollars (\$10) in value or amount from a construction company, engineering firm, consultant, legal firm, or any company, vendor, or business entity that has contracted with the authority in the preceding four years. Persons required to make this disclosure shall do so by filling out a "Disclosure of Contribution" form which is available at the LACMTA Board and Committee Meetings. Failure to comply with this requirement may result in the assessment of civil or criminal penalties.

ADA REQUIREMENTS

Upon request, sign language interpretation, materials in alternative formats and other accommodations are available to the public for MTA-sponsored meetings and events. All requests for reasonable accommodations must be made at least three working days (72 hours) in advance of the scheduled meeting date. Please telephone (213) 922-4600 between 8 a.m. and 5 p.m., Monday through Friday. Our TDD line is (800) 252-9040.

LIMITED ENGLISH PROFICIENCY

A Spanish language interpreter is available at all Board Meetings. Interpreters for Committee meetings and all other languages must be requested 72 hours in advance of the meeting by calling (213) 922-4600 or (323) 466-3876.



323.466.3876 x2

Español

323.466.3876 x3

한국어

日本語

中文

русский

ភាសាខ្មែរ

ภาษาไทย

Tiếng Việt

ភាសាវៀតណាម

HELPFUL PHONE NUMBERS

Copies of Agendas/Record of Board Action/Recordings of Meetings - (213) 922-4880 (Records Management Department)

General Information/Rules of the Board - (213) 922-4600

Internet Access to Agendas - www.metro.net

TDD line (800) 252-9040

NOTE: ACTION MAY BE TAKEN ON ANY ITEM IDENTIFIED ON THE AGENDA

CALL TO ORDER

ROLL CALL

29. APPROVE Consent Calendar Items: 30, 31, 32 and 33.

Consent Calendar items are approved by one motion unless held by a Director for discussion and/or separate action.

CONSENT CALENDAR

30. RECEIVE AND FILE **monthly update on Transit Policing performance.** [2016-0453](#)

Attachments: [Attachment A - Transit Policing Division Report April 2016](#)
[Attachment B - Matrix of Bus Operator Assault Suspects](#)

31. AWARD an Indefinite Delivery Indefinite Quantity Contract, No. MA5246200 to Modine Manufacturing Company, the lowest responsive and responsible bidder, for **Electric Cooling Fan Systems** for an amount not-to exceed \$2,758,124.00. [2016-0185](#)

Attachments: [Attachment A - Procurement Summary](#)
[Attachment B - DEOD Summary](#)

32. APPROVE nominees for **membership on Metro's Service Councils.** [2016-0207](#)

Attachments: [Attachment A - Listing of Qualifications 6-2016](#)
[Attachment B - Nomination Letters 6-2016](#)

33. AUTHORIZE the Chief Executive Officer to execute Modification No. 9 to Contract No. OP30002227 for **Uniform Rental Services with Prudential Overall Supply** for the not-to-exceed amount of \$650,000, increasing the total contract not-to-exceed value from \$4,515,029.28 to \$5,165,029.28. This modification also extends the period of performance by nine (9) months, from July 1, 2016, through March 31, 2017. [2016-0395](#)

This contract provides on-going uniform rental services, vehicle seat covers, and laundry services for hand towels and floor mats.

Attachments:

[Attachment A - Procurement Summary](#)

[Attachment B - DEOD Summary](#)

[Attachment C - Contract Modification-Change Order Log](#)

NON-CONSENT

34. **Operations Employee of the Month** [2016-0077](#)
35. **RECEIVE Oral Report on System Safety, Security and Operations.** [2016-0078](#)

Adjournment

Consideration of items not on the posted agenda, including: items to be presented and (if requested) referred to staff; items to be placed on the agenda for action at a future meeting of the Committee or Board; and/or items requiring immediate action because of an emergency situation or where the need to take immediate action came to the attention of the Committee subsequent to the posting of the agenda.



Board Report

File #: 2016-0453, **File Type:** Informational Report

Agenda Number: 30

SYSTEM SAFETY, SECURITY, OPERATIONS COMMITTEE JUNE 16, 2016

SUBJECT: MONTHLY UPDATE ON TRANSIT POLICING PERFORMANCE

ACTION: RECEIVE AND FILE

RECOMMENDATION

RECEIVE AND FILE **monthly update on Transit Policing performance.**

ISSUE

On September 4, 2014, the board requested that staff provide a monthly update on transit policing performance to Systems Safety and Operations Committee. Specifically, the board requested monthly updates on criminal activity, fare enforcement, response time, deployment and perception of safety.

DISCUSSION

In April 2016, staff continues to be proactive in working with Operations, Los Angeles County Sheriff's Department (LASD), and Communications in addressing perception of safety, criminal activity, fare enforcement, response time, and deployment.

In the new law enforcement services contract, staff is including key performance indicators as tools to track performance.

Below are the key highlights for April 2016:

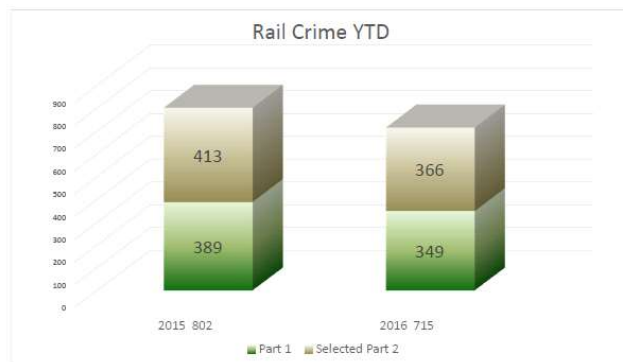
Actions to Improve the Ridership Experience

- Staff is utilizing Problem Oriented Policing strategies to develop innovative solutions at the Westlake/MacArthur Park Station.
- Staff is continuing to increase presence on the system using new technologies and redeployment of personnel.
- High Visibility

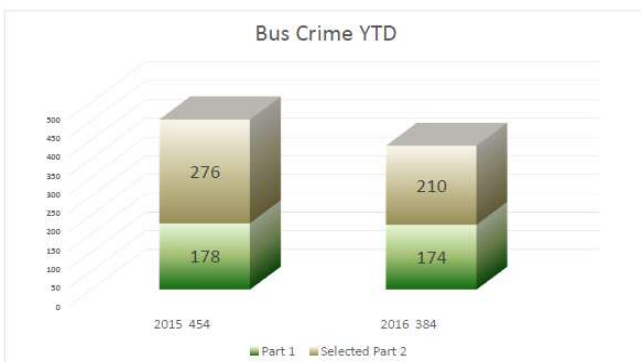
- Transit Security Officers (TSO) and Los Angeles County Sheriffs have been engaging and interacting with patrons and operators to increase presence and increase the perception of safety on the Metro system.
 - TSO Bus Boarding Activity: The total number of TSO Bus Boardings for the month of April 2016 is 860. The total number of fare checks is 6,545.
 - LASD Bus Riding Team (BRT): The total number of BRT Bus Rides for the months of April 2016 is 940. The total number of fare checks is 39,528.

Criminal Activity:

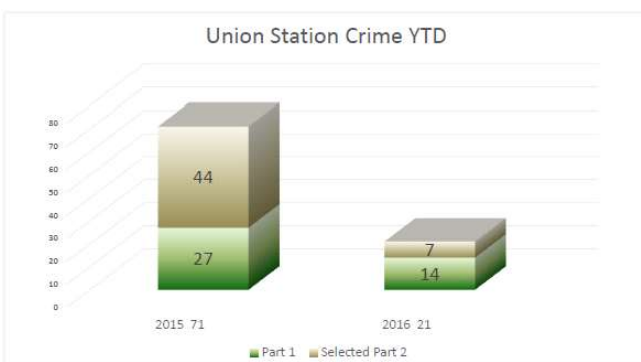
APRIL 2016



Rail Part 1 Crime
DOWN -10.3%
from last year
Rail Part 2 Crime
DOWN -11.4%
from last year
Total Rail Crime
DOWN -10.8%
from last year



Bus Part 1 Crime
Down -2.2%
from last year
Bus Part 2 Crime
DOWN -23.9%
from last year
Total Bus Crime
DOWN -15.4%
from last year



Union Station Part 1 Crime
DOWN -48.1%
from last year
Union Station Part 2 Crime
DOWN -84.1%
from last year
Total Union Station Crime
DOWN -70.4%
from last year

Bus Operator Assaults:

- From January to April 2016, there were 38 operator assaults. Of the 38 total operator assaults, 34.2% of the total assaults have had a suspect taken into custody. The majority of bus operator assaults are caused by fare related followed by missed stop.
- Comparing January-April 2015 to January-April 2016, Operator Assaults have decreased 39%.
- Of the 38 total operator assaults from January to April 2016, there were 37 non-aggravated assaults and 1 aggravated assault. The method of assault was as follows: 19 used hands, 12 used spit, 4 threw cold liquid, 2 threw an object, and there was 1 robbery.
- Attachment B contains the matrix for the suspects who have assaulted Bus Operators that LASD has been tracking.
- From January to April 2016, there were 213,413,272 bus boardings and 38 total operator assaults, equating to 1 bus operator assault per 5.6 million boardings.

Operator Safety:

- The Metro Communications team is rolling out a new marketing campaign targeted at reducing Bus Operator assaults.
- The ongoing Transit Ambassador Program focuses on classes that address conflict resolution for Operators and Supervisors.
- Metro Operations is continuing to move forward with the installation of barriers and monitors in the remaining serviceable fleet. Staff is on track to have all 900 New Flyer buses outfitted with barriers and monitors by October 2016.
- For the rest of Metro's fleet (about 1300 buses), staff will be starting a program to retrofit operator barriers onto buses starting in June 2016. This program is expected to run for approximately 24 months. Staff is also developing a new program to have video monitors retrofit onto the rest of Metro's bus fleet.
- As of May 13, 2016 the Metro New Flyer Buses that in service are as follows:
 - Number of New Flyer buses in service = 693 of 900
 - Number of buses "in-service" with protective barriers =335
 - Number of buses "in-service" with live video monitors = 477
 - Number of buses remaining to retrofit = 216

Significant Activities

- **4/19/2016** - While working in the downtown area, an astute deputy noticed what appeared to be a transient male in the area of the 5th St. side of the Pershing Square Red Line Station. On 04/17/2016, a robbery and knife attack had occurred at the station, leaving the victim stabbed

with two serious wounds to the neck. The deputy detained the person for investigation and, based on the wanted flyer and a later positive identification by the victim, the suspect was charged with robbery and assault with a deadly weapon. The investigation into this case is ongoing.

- 4/22/2016:** During the early morning hours, the TPD Threat Interdiction Unit conducted a full scale exercise, simulating a terrorist attack in the subway, with the release of chemical weapons and an active shooter. The exercise took place at the Wilshire/Western Purple Line Station. The nationally syndicated news magazine, Crime Watch Daily, was allowed to film portion of the exercise, which is scheduled to air sometime during the month of May 2016. The training exercise and news story appear to be huge successes.
- 4/26/2016:** At approximately 1:47 PM, Transit Bureau North Bus Deputies responded to an assault call at the corner of Spring St. and 6th St, in Downtown LA. Metro bus line 92 was standing there and a female patron had reported that an unknown male and prevented her from exiting the bus and grabbed her chest while doing so. Deputies arrived, found the male who was positively identified by the female victim, and arrested the male suspect. The suspect was booked for false imprisonment and sexual battery. The case will be referred for investigation.

Fare Enforcement:

- In April 2016, law enforcement performed 755,936 fare checks on the rails and Orange Line. Based on the monthly targets, in April 2016 law enforcement had a 9% saturation rate.
- Based on the chart, green checks occur when a patron has valid fare and has tapped at a turnstile or stand-alone validator. Yellow checks occur when a patron has valid fare, but failed to TAP at a transfer point. Red checks occur when a patron either has a daily/weekly/monthly pass and has not tapped at all during their trip, has stored value and failed to TAP, or has no stored value.
- At the discretion of the fare inspector, patrons are encouraged to make payment at the ticket vending machine or TAP their card on the validator in lieu of receiving a citation.

		2016								
APRIL		FARES CHECKED	GREEN CHECKS	YELLOW CHECKS	RED CHECKS	TICKETS	TARGET* ATTAINED	RIDERSHIP	TAP ENTRIES	*MONTHLY TARGET
Red/Purple		246,262	218,605	12,229	15,428	1,691	113%	3,700,845	2,943,329	220,000
Blue		131,307	93,487	23,715	14,105	1,123	62%	2,030,771	1,255,990	212,000
Green		118,225	96,852	13,119	8,254	287	87%	929,511	635,351	136,000
Gold		135,684	120,728	6,388	8,568	227	117%	1,363,396	943,408	116,000
Expo		47,876	38,220	6,021	3,635	118	53%	783,581	319,910	90,000
Orange		75,344	67,575	3,449	4,320	312	82%	666,629	465,402	92,000
Bus		1,238	214	682	342	141		-	-	
Total		755,936	635,681	65,603	54,652	3,899		9,474,733	6,563,390	
SATURATION RATE		9%								

Response Time:

- In April 2016, the average response time for “Calls for Service” (Emergency, Priority and Routine) for all rail lines and buses was 16 minutes.
- LASD currently complies with Metro’s Performance Metrics requirement of average of 30 minutes for calls for service. The response time for emergency calls was 6.9 minutes for April 2016.

ATTACHMENTS


Attachment A - Transit Policing Division Report April 2016

Attachment B - Matrix of Bus Operator Assault Suspects

Prepared by: Alex Wiggins, Chief, System Security and Law Enforcement, (213) 922-4433

Reviewed by:

Stephanie Wiggins, Deputy Chief Executive Officer, (213) 922-1023



Phillip A. Washington
Chief Executive Officer

*LOS ANGELES COUNTY SHERIFF'S DEPARTMENT
TRANSIT POLICING DIVISION
RONENE M. ANDA, CHIEF*



**MTA
MONTHLY REPORT
April 2016**

Prepared by the Crime Analysis Unit



*LOS ANGELES COUNTY SHERIFF'S DEPARTMENT
TRANSIT POLICING DIVISION
RONENE M. ANDA, CHIEF*

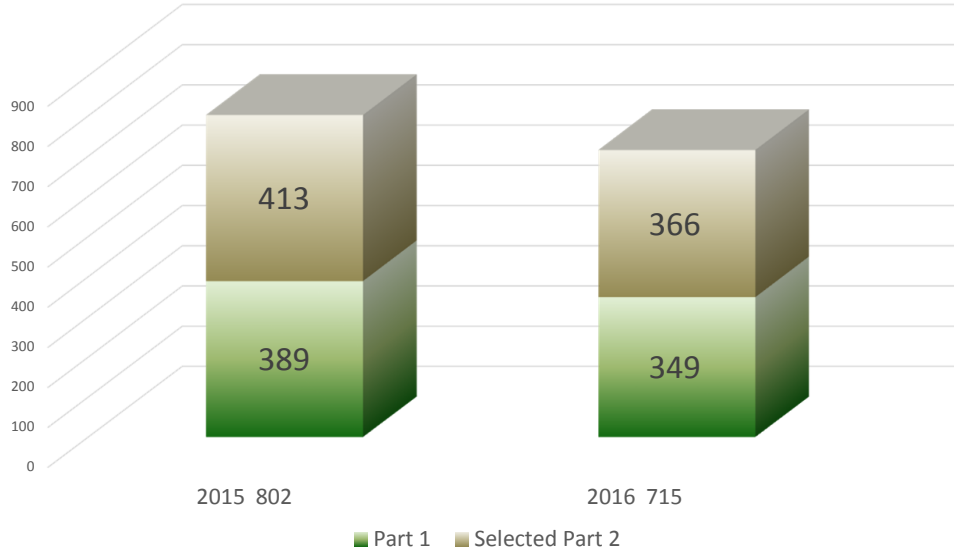
TABLE OF CONTENTS

Monthly Statistics

Summary	3
Summary	4
Part 1 Crimes by Month - Rail	5
Part 1 Crimes by Month - Bus	6
Blue Line	7
Green Line	8
Expo Line	9
Red Line	10
Gold Line	11
Orange Line	12
Silver Line	13
South Bus	14
North Bus	15
Union Station	16
Reserve Company Services	17

TRANSIT POLICING DIVISION - 2016

Rail Crime YTD

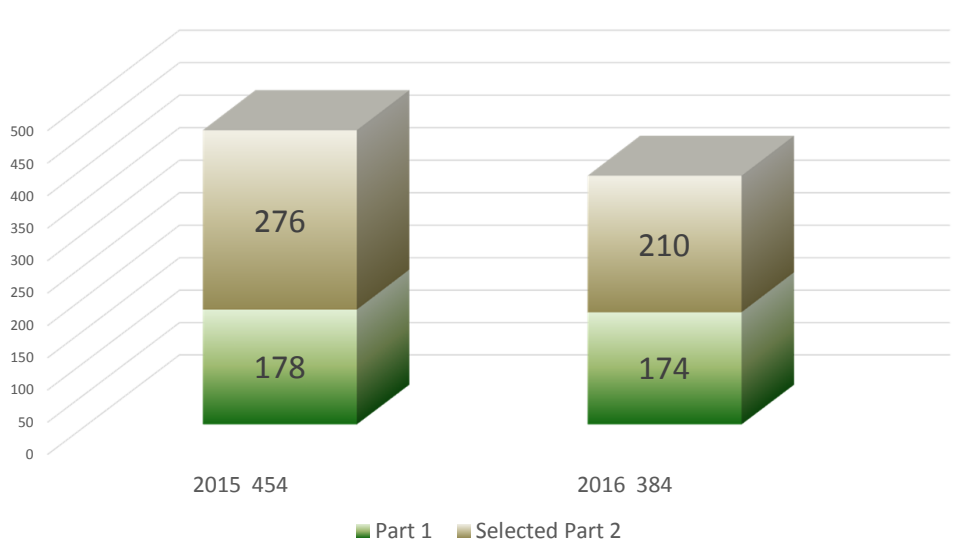


Rail Part 1 Crime
DOWN -10.3%
from last year

Rail Part 2 Crime
DOWN -11.4%
from last year

Total Rail Crime
DOWN -10.8%
from last year

Bus Crime YTD

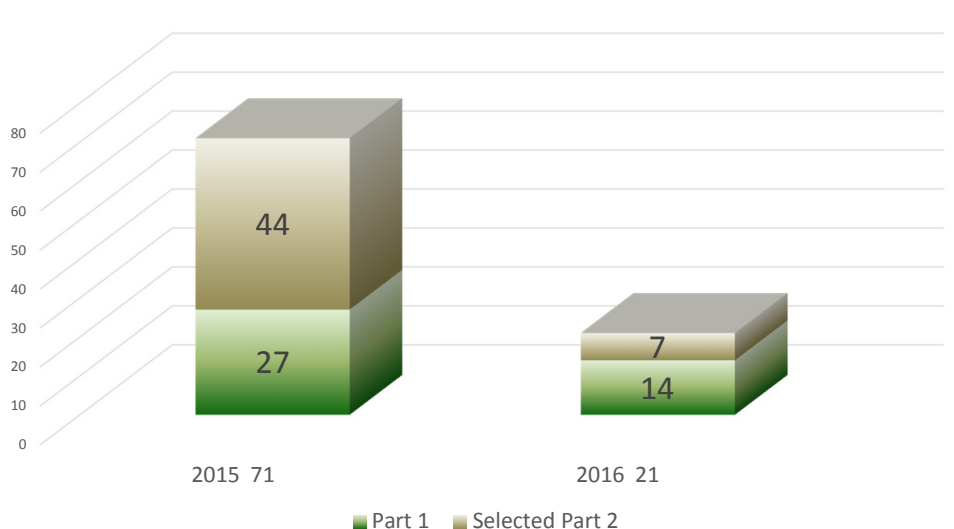


Bus Part 1 Crime
Down -2.2%
from last year

Bus Part 2 Crime
DOWN -23.9%
from last year

Total Bus Crime
DOWN -15.4%
from last year

Union Station Crime YTD



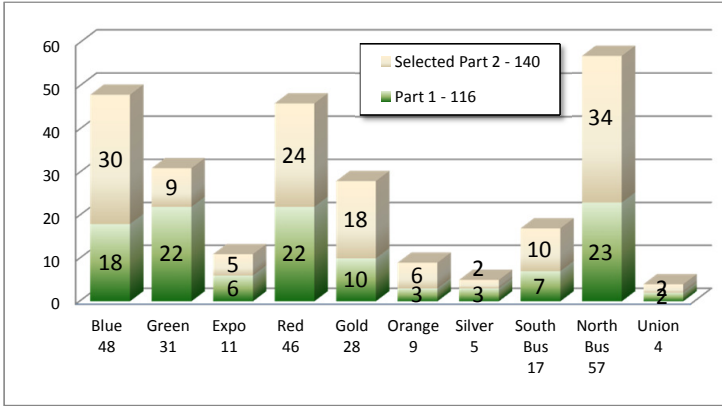
Union Station Part 1 Crime
DOWN -48.1%
from last year

Union Station Part 2 Crime
DOWN -84.1%
from last year

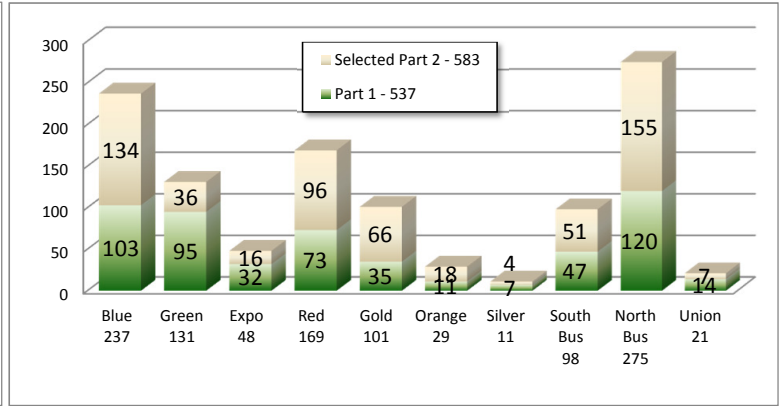
Total Union Station Crime
DOWN -70.4%
from last year

TRANSIT POLICING DIVISION - 2016

Apr Crimes - 256



YTD Crimes - 1120

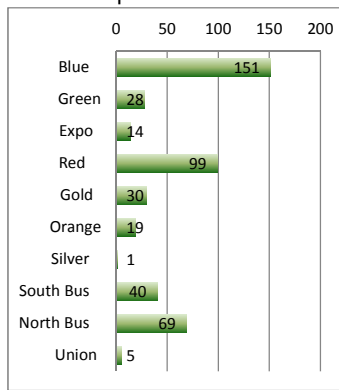


Part 1 Crimes per 1,000,000 Riders

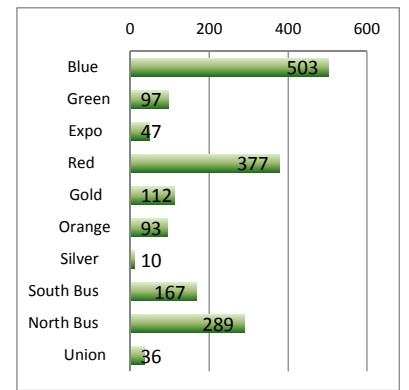
	2016 Jan - Apr	2015 Jan - Apr	2014 Jan - Apr	2013 Jan - Apr
Blue	12.8 ↓	13.4	13.0	14.5
Green	25.0 ↑	18.8	20.7	21.7
Expo	9.9 ↓	14.9	12.3	13.5
Red	4.8 ↓	5.0	4.3	4.6
Gold	6.6 ↓	10.6	4.9	6.2
Orange	4.1 ↓	8.6	6.7	4.6
Silver	4.4 ↑	1.4	2.1	1.6
Bus	1.7 ↑	1.6	1.3	1.3

Arrow indicates an increase or decrease from last year.

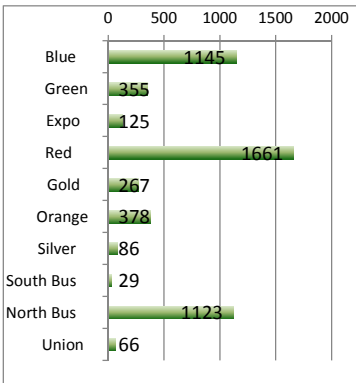
Apr Arrests - 456



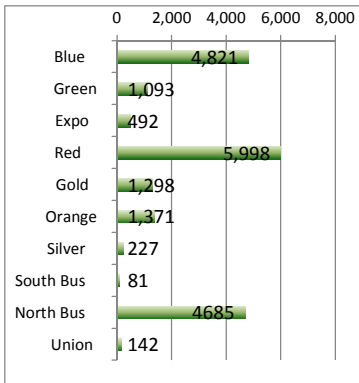
YTD Arrests - 1731



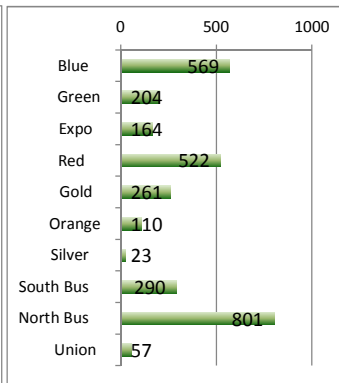
Apr Citations - 5235



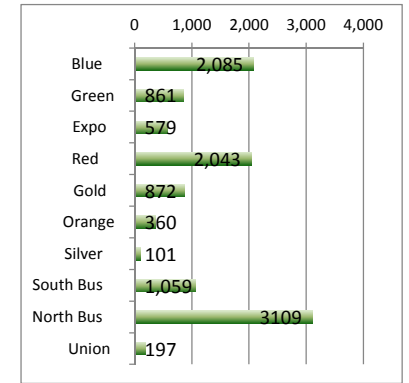
YTD Citations - 20208



Apr Calls For Service - 3001



YTD Calls For Service - 11266



SATURATION RATE

April	BLUE	GREEN	EXPO	RED	GOLD	ORG	TOTAL
Ridership	2,030,771	929,511	783,581	3,700,845	1,363,396	666,629	9,474,733
Contacts	132,430	118,512	47,994	247,953	135,911	75,656	758,456
%Passengers Inspected	6.52%	12.75%	6.12%	6.70%	9.97%	11.35%	8.01%
Boardings	0	0	0	0	0	0	0
Rides	0	0	0	0	0	0	0
Fare Warnings	0	0	0	0	0	0	0

YTD	BLUE	GREEN	EXPO	RED	GOLD	ORG	TOTAL
YTD Ridership	8,049,668	3,806,017	3,232,064	15,103,695	5,295,706	2,658,322	38,145,472
YTD Contacts*	598,332	472,540	206,925	948,127	503,317	284,696	3,013,937
%Passengers Inspected	7.43%	12.42%	6.40%	6.28%	9.50%	10.71%	7.90%
Boardings	0	0	0	0	0	19	19
Rides	0	0	0	0	0	0	0
Fare Warnings	0	0	0	0	0	2	2

* Contacts are calculated by adding MPV checks and citations.

System-Wide Highlights

Part 1 Crimes have decreased by 10% from Jan - Apr 2016 compared to Jan - Apr 2015.

All rail lines had a decrease in part 1 crimes per 1,000,000 riders except the Green Line.

Overall, buses had an increase in part 1 crimes per 1,000,000 riders from the same period last year.

*Part 1 Crimes by Month - Rail

Blue Line	Jan	Feb	Mar	Apr	May	Jun	Jul	Aug	Sep	Oct	Nov	Dec	YTD
Homicide	0	0	0	1	0	0	0	0	0	0	0	0	1
Rape	0	0	0	0	0	0	0	0	0	0	0	0	0
Robbery	13	6	5	4	0	0	0	0	0	0	0	0	28
Agg Assault	2	5	7	0	0	0	0	0	0	0	0	0	14
Agg Assault on Op	0	0	0	0	0	0	0	0	0	0	0	0	0
Burglary	0	0	0	0	0	0	0	0	0	0	0	0	0
Grand Theft	7	3	9	3	0	0	0	0	0	0	0	0	22
Petty Theft	3	4	9	7	0	0	0	0	0	0	0	0	23
GTA	1	0	4	3	0	0	0	0	0	0	0	0	8
BTFV	3	3	1	0	0	0	0	0	0	0	0	0	7
Arson	0	0	0	0	0	0	0	0	0	0	0	0	0
Total	29	21	35	18	0	0	0	0	0	0	0	0	103

Green Line	Jan	Feb	Mar	Apr	May	Jun	Jul	Aug	Sep	Oct	Nov	Dec	YTD
Homicide	0	0	0	0	0	0	0	0	0	0	0	0	0
Rape	1	0	0	0	0	0	0	0	0	0	0	0	1
Robbery	8	3	8	5	0	0	0	0	0	0	0	0	24
Agg Assault	6	1	2	1	0	0	0	0	0	0	0	0	10
Agg Assault on Op	0	0	0	0	0	0	0	0	0	0	0	0	0
Burglary	0	0	0	0	0	0	0	0	0	0	0	0	0
Grand Theft	9	1	2	7	0	0	0	0	0	0	0	0	19
Petty Theft	1	7	5	4	0	0	0	0	0	0	0	0	17
GTA	4	5	3	0	0	0	0	0	0	0	0	0	12
BTFV	2	2	2	5	0	0	0	0	0	0	0	0	11
Arson	1	0	0	0	0	0	0	0	0	0	0	0	1
Total	32	19	22	22	0	0	0	0	0	0	0	0	95

Expo Line	Jan	Feb	Mar	Apr	May	Jun	Jul	Aug	Sep	Oct	Nov	Dec	YTD
Homicide	0	0	0	0	0	0	0	0	0	0	0	0	0
Rape	0	0	0	0	0	0	0	0	0	0	0	0	0
Robbery	0	6	3	2	0	0	0	0	0	0	0	0	11
Agg Assault	0	2	1	2	0	0	0	0	0	0	0	0	5
Agg Assault on Op	0	0	0	0	0	0	0	0	0	0	0	0	0
Burglary	0	0	0	0	0	0	0	0	0	0	0	0	0
Grand Theft	4	6	0	2	0	0	0	0	0	0	0	0	12
Petty Theft	2	0	0	0	0	0	0	0	0	0	0	0	2
GTA	0	0	1	0	0	0	0	0	0	0	0	0	1
BTFV	0	0	1	0	0	0	0	0	0	0	0	0	1
Arson	0	0	0	0	0	0	0	0	0	0	0	0	0
Total	6	14	6	6	0	0	0	0	0	0	0	0	32

Red Line	Jan	Feb	Mar	Apr	May	Jun	Jul	Aug	Sep	Oct	Nov	Dec	YTD
Homicide	0	0	0	0	0	0	0	0	0	0	0	0	0
Rape	1	0	0	0	0	0	0	0	0	0	0	0	1
Robbery	6	4	2	5	0	0	0	0	0	0	0	0	17
Agg Assault	4	8	2	3	0	0	0	0	0	0	0	0	17
Agg Assault on Op	0	0	0	0	0	0	0	0	0	0	0	0	0
Burglary	0	0	0	0	0	0	0	0	0	0	0	0	0
Grand Theft	2	3	3	5	0	0	0	0	0	0	0	0	13
Petty Theft	6	5	3	9	0	0	0	0	0	0	0	0	23
GTA	1	0	1	0	0	0	0	0	0	0	0	0	2
BTFV	0	0	0	0	0	0	0	0	0	0	0	0	0
Arson	0	0	0	0	0	0	0	0	0	0	0	0	0
Total	20	20	11	22	0	0	0	0	0	0	0	0	73

Gold Line	Jan	Feb	Mar	Apr	May	Jun	Jul	Aug	Sep	Oct	Nov	Dec	YTD
Homicide	0	0	0	0	0	0	0	0	0	0	0	0	0
Rape	0	0	0	0	0	0	0	0	0	0	0	0	0
Robbery	1	1	0	1	0	0	0	0	0	0	0	0	3
Agg Assault	2	0	0	0	0	0	0	0	0	0	0	0	2
Agg Assault on Op	0	0	0	0	0	0	0	0	0	0	0	0	0
Burglary	0	0	0	0	0	0	0	0	0	0	0	0	0
Grand Theft	1	0	0	1	0	0	0	0	0	0	0	0	2
Petty Theft	1	0	4	3	0	0	0	0	0	0	0	0	8
GTA	0	0	1	1	0	0	0	0	0	0	0	0	2
BTFV	5	0	9	4	0	0	0	0	0	0	0	0	18
Arson	0	0	0	0	0	0	0	0	0	0	0	0	0
Total	10	1	14	10	0	0	0	0	0	0	0	0	35

* Part 1 Crimes are calculated in accordance with the FBI Uniform Crime Report standards. Homicides, Rapes, and Aggravated Assaults are counted by the number of victims.

Part 1 Crimes by Month - Bus

Orange Line	Jan	Feb	Mar	Apr	May	Jun	Jul	Aug	Sep	Oct	Nov	Dec	YTD
Homicide	0	0	0	0	0	0	0	0	0	0	0	0	0
Rape	0	0	0	0	0	0	0	0	0	0	0	0	0
Robbery	1	0	0	0	0	0	0	0	0	0	0	0	1
Agg Assault	0	0	1	1	0	0	0	0	0	0	0	0	2
Agg Assault on Op	0	0	0	0	0	0	0	0	0	0	0	0	0
Burglary	0	0	0	0	0	0	0	0	0	0	0	0	0
Grand Theft	1	0	0	1	0	0	0	0	0	0	0	0	2
Petty Theft	1	2	1	0	0	0	0	0	0	0	0	0	4
GTA	0	0	1	1	0	0	0	0	0	0	0	0	2
BTFV	0	0	0	0	0	0	0	0	0	0	0	0	0
Arson	0	0	0	0	0	0	0	0	0	0	0	0	0
Total	3	2	3	3	0	0	0	0	0	0	0	0	11

Silver Line	Jan	Feb	Mar	Apr	May	Jun	Jul	Aug	Sep	Oct	Nov	Dec	YTD
Homicide	0	0	0	0	0	0	0	0	0	0	0	0	0
Rape	0	0	0	0	0	0	0	0	0	0	0	0	0
Robbery	2	1	0	1	0	0	0	0	0	0	0	0	4
Agg Assault	1	0	0	1	0	0	0	0	0	0	0	0	2
Agg Assault on Op	0	0	0	0	0	0	0	0	0	0	0	0	0
Burglary	0	0	0	0	0	0	0	0	0	0	0	0	0
Grand Theft	0	0	0	1	0	0	0	0	0	0	0	0	1
Petty Theft	0	0	0	0	0	0	0	0	0	0	0	0	0
GTA	0	0	0	0	0	0	0	0	0	0	0	0	0
BTFV	0	0	0	0	0	0	0	0	0	0	0	0	0
Arson	0	0	0	0	0	0	0	0	0	0	0	0	0
Total	3	1	0	3	0	0	0	0	0	0	0	0	7

South Bus	Jan	Feb	Mar	Apr	May	Jun	Jul	Aug	Sep	Oct	Nov	Dec	YTD
Homicide	0	0	0	0	0	0	0	0	0	0	0	0	0
Rape	0	0	0	0	0	0	0	0	0	0	0	0	0
Robbery	4	4	1	2	0	0	0	0	0	0	0	0	11
Agg Assault	2	3	3	0	0	0	0	0	0	0	0	0	8
Agg Assault on Op	0	0	0	0	0	0	0	0	0	0	0	0	0
Burglary	0	0	0	0	0	0	0	0	0	0	0	0	0
Grand Theft	1	2	6	2	0	0	0	0	0	0	0	0	11
Petty Theft	5	0	4	2	0	0	0	0	0	0	0	0	11
GTA	2	0	0	0	0	0	0	0	0	0	0	0	2
BTFV	1	1	1	1	0	0	0	0	0	0	0	0	4
Arson	0	0	0	0	0	0	0	0	0	0	0	0	0
Total	15	10	15	7	0	0	0	0	0	0	0	0	47

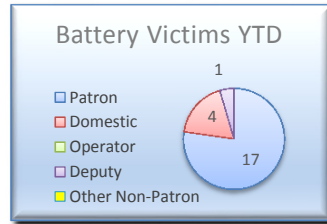
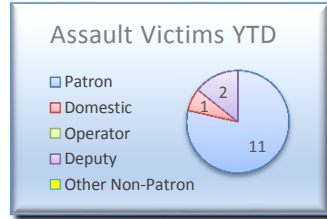
North Bus	Jan	Feb	Mar	Apr	May	Jun	Jul	Aug	Sep	Oct	Nov	Dec	YTD
Homicide	0	0	0	0	0	0	0	0	0	0	0	0	0
Rape	0	0	0	0	0	0	0	0	0	0	0	0	0
Robbery	6	5	3	1	0	0	0	0	0	0	0	0	15
Agg Assault	6	7	5	8	0	0	0	0	0	0	0	0	26
Agg Assault on Op	0	1	1	0	0	0	0	0	0	0	0	0	2
Burglary	0	0	2	0	0	0	0	0	0	0	0	0	2
Grand Theft	14	9	6	9	0	0	0	0	0	0	0	0	38
Petty Theft	5	11	10	5	0	0	0	0	0	0	0	0	31
GTA	0	1	0	0	0	0	0	0	0	0	0	0	1
BTFV	0	1	3	0	0	0	0	0	0	0	0	0	4
Arson	0	0	1	0	0	0	0	0	0	0	0	0	1
Total	31	35	31	23	0	0	0	0	0	0	0	0	120

Union Station	Jan	Feb	Mar	Apr	May	Jun	Jul	Aug	Sep	Oct	Nov	Dec	YTD
Homicide	0	0	0	0	0	0	0	0	0	0	0	0	0
Rape	0	1	0	0	0	0	0	0	0	0	0	0	1
Robbery	0	0	0	0	0	0	0	0	0	0	0	0	0
Agg Assault	1	0	0	0	0	0	0	0	0	0	0	0	1
Agg Assault on Op	0	0	0	0	0	0	0	0	0	0	0	0	0
Burglary	2	1	1	0	0	0	0	0	0	0	0	0	4
Grand Theft	0	0	0	0	0	0	0	0	0	0	0	0	0
Petty Theft	3	1	2	2	0	0	0	0	0	0	0	0	8
GTA	0	0	0	0	0	0	0	0	0	0	0	0	0
BTFV	0	0	0	0	0	0	0	0	0	0	0	0	0
Arson	0	0	0	0	0	0	0	0	0	0	0	0	0
Total	6	3	3	2	0	0	0	0	0	0	0	0	14

Total	Jan	Feb	Mar	Apr	May	Jun	Jul	Aug	Sep	Oct	Nov	Dec	YTD
Homicide	0	0	0	1	0	0	0	0	0	0	0	0	1
Rape	2	1	0	0	0	0	0	0	0	0	0	0	3
Robbery	41	30	22	21	0	0	0	0	0	0	0	0	114
Agg Assault	24	26	21	16	0	0	0	0	0	0	0	0	87
Agg Assault on Op	0	1	1	0	0	0	0	0	0	0	0	0	2
Burglary	2	1	3	0	0	0	0	0	0	0	0	0	6
Grand Theft	39	24	26	31	0	0	0	0	0	0	0	0	120
Petty Theft	27	30	38	32	0	0	0	0	0	0	0	0	127
GTA	8	6	11	5	0	0	0	0	0	0	0	0	30
BTFV	11	7	17	10	0	0	0	0	0	0	0	0	45
Arson	1	0	1	0	0	0	0	0	0	0	0	0	2
Total	155	126	140	116	0	0	0	0	0	0	0	0	537

BLUE LINE

REPORTED CRIME		
PART 1 CRIMES	Apr	YTD
Homicide	1	1
Rape	0	0
Robbery	4	28
Agg Assault	0	14
Agg Assault on Op	0	0
Burglary	0	0
Grand Theft	3	22
Petty Theft	7	23
Motor Vehicle Theft	3	8
Burg/Theft From Vehicle	0	7
Arson	0	0
SUB-TOTAL	18	103
Selected Part 2 Crimes		
Battery	5	22
Battery Rail Operator	0	0
Sex Offenses	2	6
Weapons	1	12
Narcotics	10	32
Trespassing	9	44
Vandalism	3	18
SUB-TOTAL	30	134
TOTAL	48	237



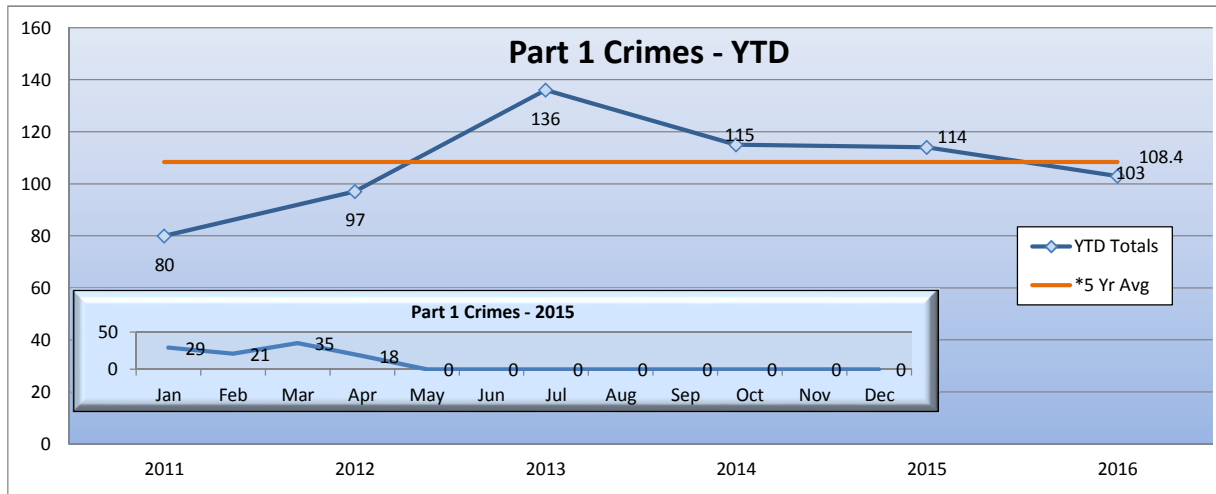
Part 1 Crimes per Station		
Station	Apr	YTD
7th/Metro	3	7
Pico	1	2
Grand	0	2
San Pedro	0	1
Washington	0	0
Vernon	0	2
Slauson	0	4
Florence	2	5
Firestone	0	10
103rd St	1	6
Willowbrook	2	6
Compton	1	8
Artesia	1	8
Del Amo	4	18
Wardlow	1	5
Willow	0	4
PCH	1	6
Anaheim	0	3
5th St	0	1
1st St	0	0
Transit Mall	1	3
Pacific	0	2
Rail Yard	0	0
Total	18	103

ARRESTS		
Type	Apr	YTD
Felony	28	115
Misdemeanor	123	388
TOTAL	151	503

CITATIONS		
Type	Apr	YTD
Fare Evasion Citations	842	3,515
Other Citations	136	638
Vehicle Code Citations	167	668
TOTAL	1,145	4,821

CALLS FOR SERVICE				
TYPE	Apr		YTD	
	Total	Avg	Total	Avg
Emergency	41	7.8	156	7.4
Priority	320	12.3	1,117	13.3
Routine	208	19.6	812	22.2
Total	569	14.6	2,085	16.3

FARE ENFORCEMENT		
	Apr	YTD
Ridership	2,030,771	8,049,668
Contacts	132,430	598,332
% of Patrons Inspected	6.52	7.43
Boardings	0	0
Ride	0	0
Fare Warning	0	0



*5 yr average is based on the average of part 1 crimes from 2011 - 2015.

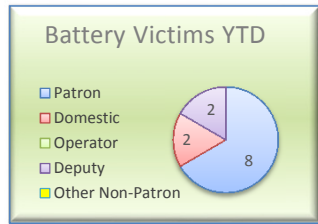
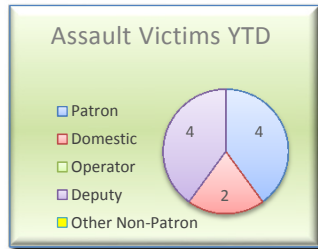
Blue Line Highlights

The Blue Line had 11 less part 1 crimes, which is a 10% decrease from the same period last year.

Part 1 crimes per 1,000,000 riders were down from the same period last year.

GREEN LINE

REPORTED CRIME		
PART 1 CRIMES	Apr	YTD
Homicide	0	0
Rape	0	1
Robbery	5	24
Agg Assault	1	10
Agg Assault on Op	0	0
Burglary	0	0
Grand Theft	7	19
Petty Theft	4	17
Motor Vehicle Theft	0	12
Burg/Theft From Vehicle	5	11
Arson	0	1
SUB-TOTAL	22	95
Selected Part 2 Crimes		
Battery	5	12
Battery Rail Operator	0	0
Sex Offenses	0	0
Weapons	0	1
Narcotics	2	8
Trespassing	0	2
Vandalism	2	13
SUB-TOTAL	9	36
TOTAL	31	131



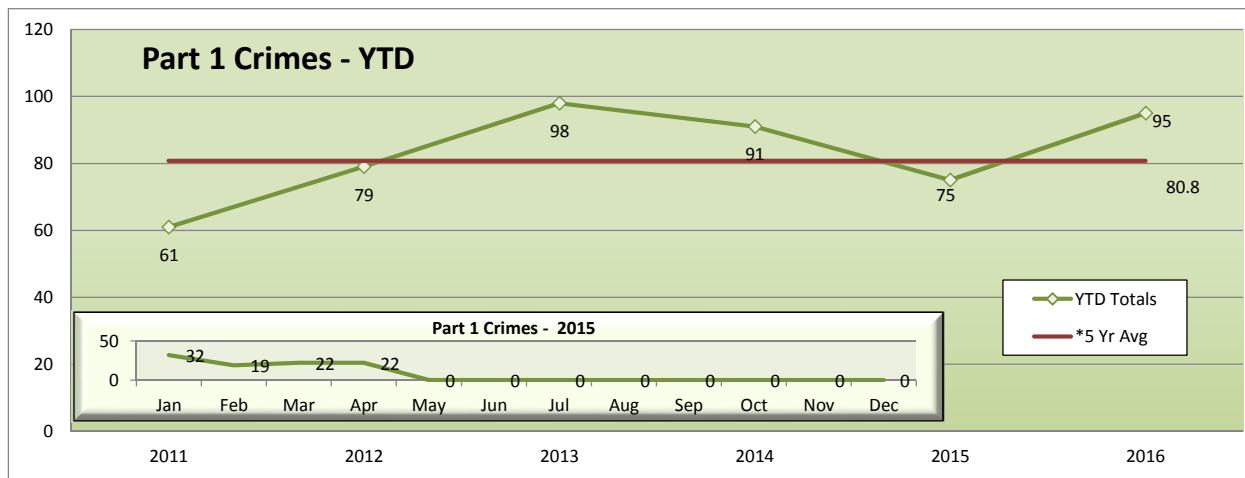
Part 1 Crimes per Station		
Station	Apr	YTD
Redondo Beach	0	1
Douglas	1	1
El Segundo	0	2
Mariposa	1	1
Aviation	1	3
Hawthorne	1	3
Crenshaw	2	7
Vermont	6	15
Harbor	1	15
Avalon	2	7
Willowbrook	0	6
Long Beach	5	22
Lakewood	2	6
Norwalk	0	6
Total	22	95

ARRESTS		
Type	Apr	YTD
Felony	5	30
Misdemeanor	23	67
TOTAL	28	97

CITATIONS		
Type	Apr	YTD
Fare Evasion Citations	232	636
Other Citations	37	97
Vehicle Code Citations	86	360
TOTAL	355	1,093

CALLS FOR SERVICE				
TYPE	Apr		YTD	
	Total	Avg	Total	Avg
Emergency	11	6.0	54	5.5
Priority	84	14.4	349	12.1
Routine	109	18.5	458	19.3
Total	204	16.1	861	15.5

FARE ENFORCEMENT		
	Apr	YTD
Ridership	929,511	3,806,017
Contacts	118,512	472,540
% of Patrons Inspected	12.75	12.42
Boardings	0	0
Ride	0	0
Fare Warning	0	0



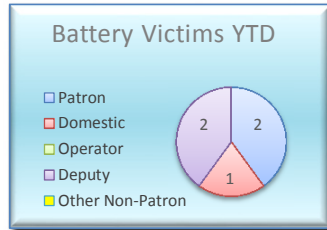
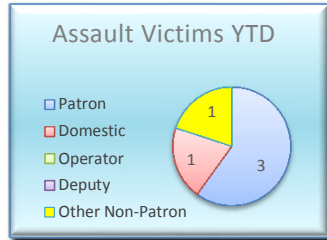
Green Line Highlights
The Green Line had 20 more part 1 crimes, which is a 27% increase from the same period last year.
Part 1 crimes per 1,000,000 riders were up from the same period last year.

*5 yr average is based on the average of part 1 crimes from 2011 - 2015.

EXPO LINE

REPORTED CRIME

PART 1 CRIMES	Apr	YTD
Homicide	0	0
Rape	0	0
Robbery	2	11
Agg Assault	2	5
Agg Assault on Op	0	0
Burglary	0	0
Grand Theft	2	12
Petty Theft	0	2
Motor Vehicle Theft	0	1
Burg/Theft From Vehicle	0	1
Arson	0	0
SUB-TOTAL	6	32
Selected Part 2 Crimes		
Battery	3	5
Battery Rail Operator	0	0
Sex Offenses	0	1
Weapons	0	0
Narcotics	1	4
Trespassing	0	2
Vandalism	1	4
SUB-TOTAL	5	16
TOTAL	11	48



Part 1 Crimes per Station

Station	Apr	YTD
7th/Metro	0	0
Pico	1	1
23rd St	0	1
Jefferson/USC	0	3
Expo/USC	0	0
Expo/Vermont	0	3
Expo/Western	1	3
Expo/Crenshaw	0	2
Farmdale	1	6
La Brea	1	3
La Cienega	1	1
Culver City	1	9
Total	6	32

ARRESTS

Type	Apr	YTD
Felony	2	14
Misdemeanor	12	33
TOTAL	14	47

CITATIONS

Type	Apr	YTD
Fare Evasion Citations	23	233
Other Citations	5	33
Vehicle Code Citations	97	226
TOTAL	125	492

CALLS FOR SERVICE

TYPE	Apr		YTD	
	Total	Avg	Total	Avg
Emergency	12	6.1	37	5.8
Priority	89	15.0	292	20.3
Routine	63	22.3	250	22.2
Total	164	17.2	579	16.5

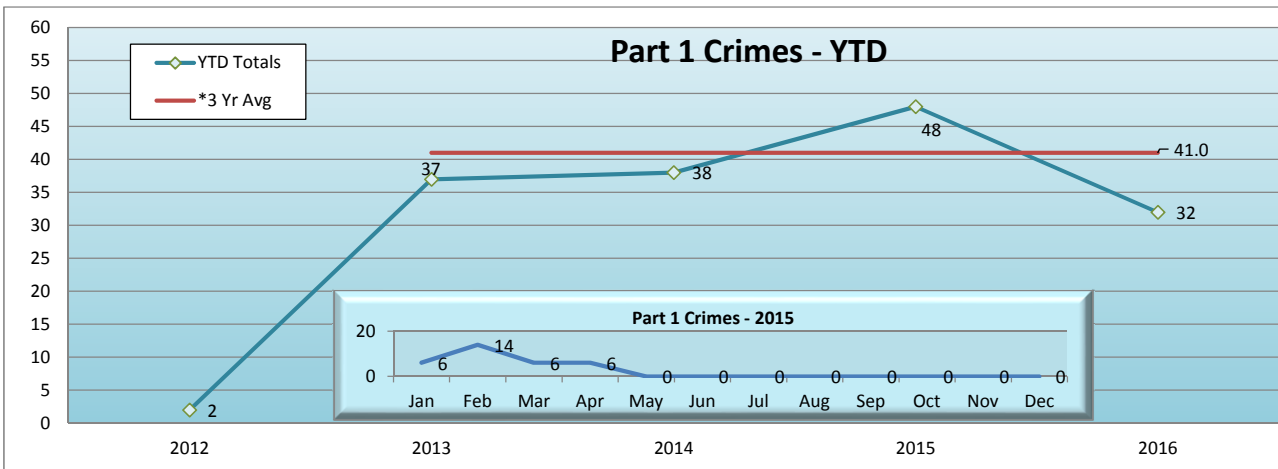
FARE ENFORCEMENT

	Apr	YTD
Ridership	783,581	3,232,064
Contacts	47,994	206,925
% of Patrons Inspected	6.12	6.40
Boardings	0	0
Ride	0	0
Fare Warning	0	0

Expo Line Highlights

The Expo Line had 16 less part 1 crime, which is a 33% decrease from the same period last year.

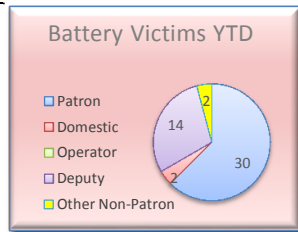
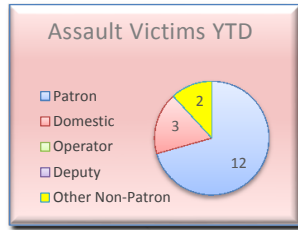
Part 1 crimes per 1,000,000 riders were down from the same period last year.



*Expo line opened in April 2012, so a 3 yr average from 2013 - 2015 is calculated.

RED LINE

REPORTED CRIME		
PART 1 CRIMES	Apr	YTD
Homicide	0	0
Rape	0	1
Robbery	5	17
Agg Assault	3	17
Agg Assault on Op	0	0
Burglary	0	0
Grand Theft	5	13
Petty Theft	9	23
Motor Vehicle Theft	0	2
Burg/Theft From Vehicle	0	0
Arson	0	0
SUB-TOTAL	22	73
Selected Part 2 Crimes		
Battery	12	48
Battery Rail Operator	0	0
Sex Offenses	3	6
Weapons	0	3
Narcotics	5	20
Trespassing	1	12
Vandalism	3	7
SUB-TOTAL	24	96
TOTAL	46	169



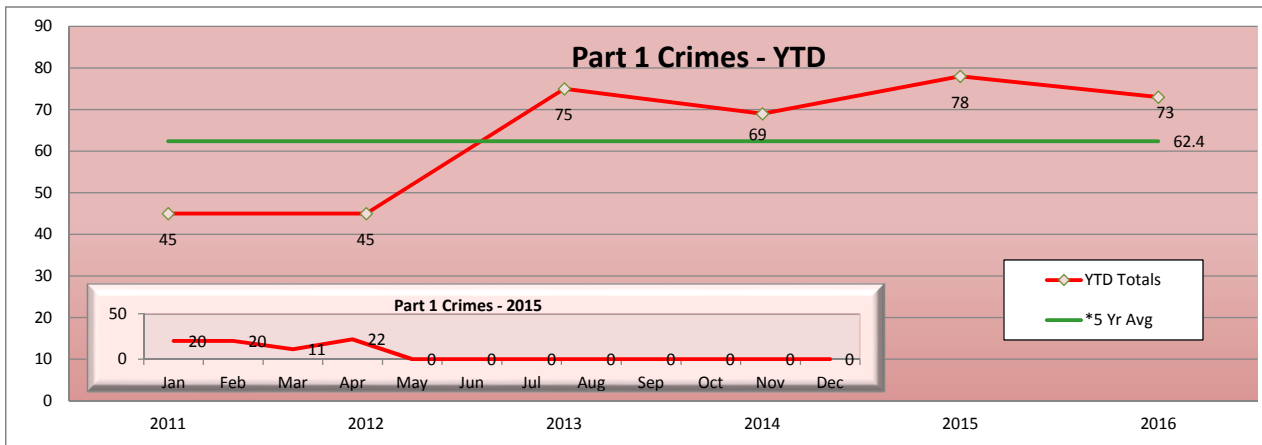
Part 1 Crimes per Station		
Station	Apr	YTD
Union Station	3	9
Civic Center	1	4
Pershing Square	2	4
7th/Metro	3	4
Westlake	2	8
Wilshire/Vermont	0	4
Wilshire/Normandie	0	0
Vermont/Beverly	0	1
Wilshire/Western	2	4
Vermont/Santa Monica	0	4
Vermont/Sunset	0	1
Hollywood/Western	0	2
Hollywood/Vine	0	4
Hollywood/Highland	1	7
Universal	1	2
North Hollywood	7	15
Red Line Rail Yard	0	0
Total	22	73

ARRESTS		
Type	Apr	YTD
Felony	27	85
Misdemeanor	72	292
TOTAL	99	377

CITATIONS		
Type	Apr	YTD
Fare Evasion Citations	1,297	4,774
Other Citations	153	526
Vehicle Code Citations	211	698
TOTAL	1,661	5,998

CALLS FOR SERVICE				
TYPE	Apr		YTD	
	Total	Avg	Total	Avg
Emergency	35	6.7	118	5.7
Priority	278	12.7	1081	14.1
Routine	209	22.0	844	22.7
Total	522	16.0	2043	17.1

FARE ENFORCEMENT		
	Apr	YTD
Ridership	3,700,845	15,103,695
Contacts	247,953	948,127
% of Patrons Inspected	6.70	6.28
Boardings	0	0
Ride	0	0
Fare Warning	0	0



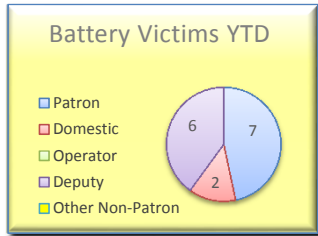
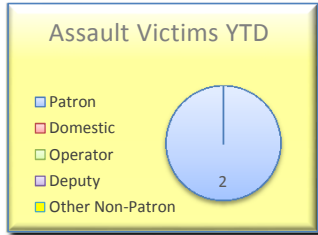
RED Line Highlights
The Red Line had 5 less part 1 crimes which is a 6% decrease from the same period last year.
Part 1 crimes per 1,000,000 riders were up from the same period last year.

*5 yr average is based on the average of part 1 crimes from 2011 - 2015.

GOLD LINE

REPORTED CRIME

PART 1 CRIMES	Apr	YTD
Homicide	0	0
Rape	0	0
Robbery	1	3
Agg Assault	0	2
Agg Assault on Op	0	0
Burglary	0	0
Grand Theft	1	2
Petty Theft	3	8
Motor Vehicle Theft	1	2
Burg/Theft From Vehicle	4	18
Arson	0	0
SUB-TOTAL	10	35
Selected Part 2 Crimes		
Battery	4	15
Battery Rail Operator	0	0
Sex Offenses	2	3
Weapons	1	1
Narcotics	2	5
Trespassing	7	26
Vandalism	2	16
SUB-TOTAL	18	66
TOTAL	28	101



Part 1 Crimes per Station

Station	Apr	YTD
Citrus	1	2
Alameda	0	0
Irwindale	0	0
Duarte	0	0
Monrovia	1	1
Arcadia	0	0
Sierra Madre	0	2
Allen	1	4
Lake	0	0
Memorial Park	0	1
Del Mar	0	0
Fillmore	0	0
South Pasadena	0	1
Highland Park	0	0
SW Museum	0	0
Heritage Square	1	2
Lincoln Heights	4	12
Chinatown	0	1
Union Station	0	0
Little Tokyo	0	0
Pico	0	0
Mariachi	0	0
Soto	1	1
Indiana	1	1
Maravilla	0	0
East La	0	0
Atlantic	0	7
Total	10	35

ARRESTS

Type	Apr	YTD
Felony	6	12
Misdemeanor	24	100
TOTAL	30	112

CITATIONS

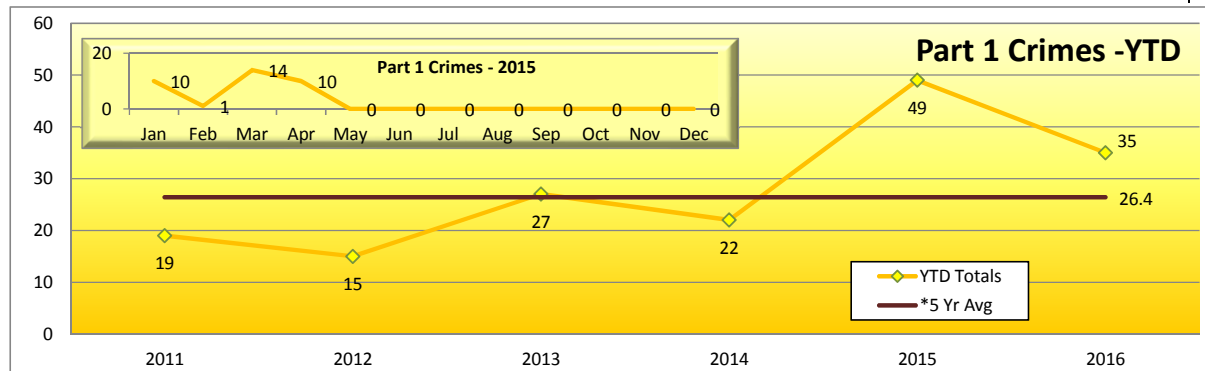
Type	Apr	YTD
Fare Evasion Citations	175	790
Other Citations	13	85
Vehicle Code Citations	79	423
TOTAL	267	1,298

CALLS FOR SERVICE

TYPE	Apr		YTD	
	Total	Avg	Total	Avg
Emergency	20	7.5	50	7.0
Priority	136	13.8	464	14.1
Routine	105	25.5	358	25.1
Total	261	18.0	872	18.2

FARE ENFORCEMENT

	Apr	YTD
Ridership	1,363,396	5,295,706
Contacts	135,911	503,317
% of Patrons Inspected	9.97	9.50
Boardings	0	0
Ride	0	0
Fare Warning	0	0



*5 yr average is based on the average of part 1 crimes from 2011 - 2015.

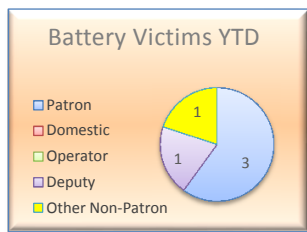
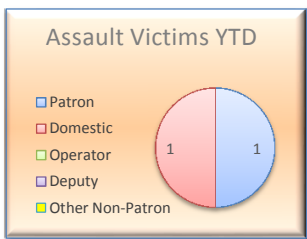
Gold Line Highlights

The Gold Line had 14 less part 1 crimes, which is a 29% decrease of from the same period last year.

Part 1 crimes per 1,000,000 riders were down from the same period last year.

ORANGE LINE

REPORTED CRIME		
PART 1 CRIMES	Apr	YTD
Homicide	0	0
Rape	0	0
Robbery	0	1
Agg Assault	1	2
Agg Assault on Op	0	0
Burglary	0	0
Grand Theft	1	2
Petty Theft	0	4
Motor Vehicle Theft	1	2
Burg/Theft From Vehicle	0	0
Arson	0	0
SUB-TOTAL	3	11
Selected Part 2 Crimes		
Battery	1	5
Battery Bus Operator	0	0
Sex Offenses	0	2
Weapons	1	1
Narcotics	2	4
Trespassing	0	0
Vandalism	2	6
SUB-TOTAL	6	18
TOTAL	9	29



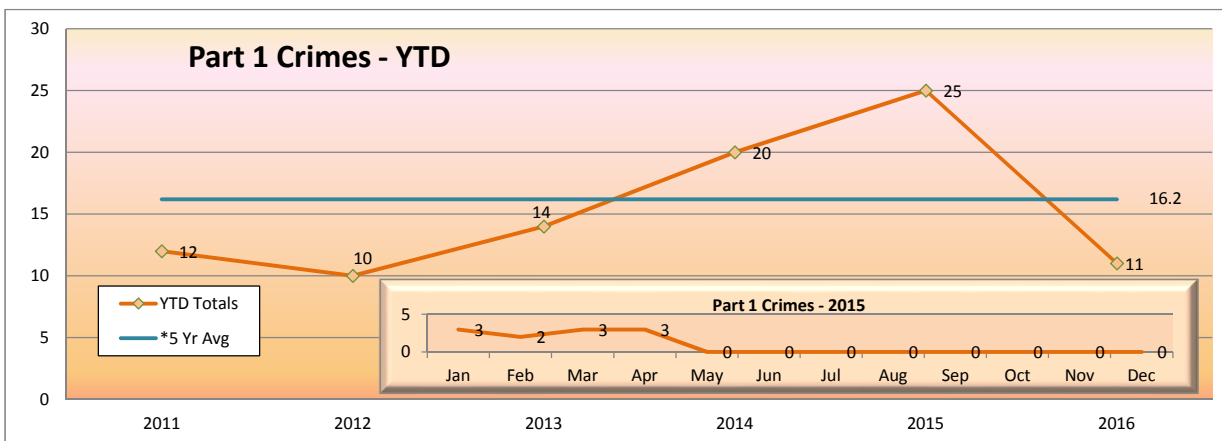
Part 1 Crimes per Station		
Station	Apr	YTD
North Hollywood	1	1
Laurel Canyon	0	0
Valley College	0	0
Woodman	0	1
Van Nuys	0	2
Sepulveda	0	1
Woodley	0	0
Balboa	0	1
Reseda	1	1
Tampa	0	0
Pierce College	0	1
De Soto	0	0
Canoga	1	1
Warner Center	0	0
Sherman Way	0	0
Roscoe	0	0
Nordhoff	0	0
Chatsworth	0	2
Total	3	11

ARRESTS		
Type	Apr	YTD
Felony	4	13
Misdemeanor	15	80
TOTAL	19	93

CITATIONS		
Type	Apr	YTD
Fare Evasion Citations	253	951
Other Citations	12	44
Vehicle Code Citations	113	376
TOTAL	378	1,371

CALLS FOR SERVICE				
TYPE	Apr		YTD	
	Total	Avg	Total	Avg
Emergency	8	9.1	23	9.3
Priority	69	13.0	220	13.6
Routine	33	24.5	117	23.5
Total	110	16.2	360	16.6

FARE ENFORCEMENT		
	Apr	YTD
Ridership	666,629	2,658,322
Contacts	75,656	284,696
% of Patrons Inspected	11.35	10.71
Boardings	0	19
Ride	0	0
Fare Warning	0	2



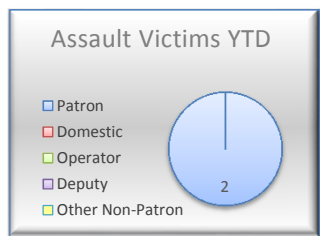
Orange Line Highlights

The Orange Line had 14 less part 1 crimes, which is a 56% decrease from the same period last year.

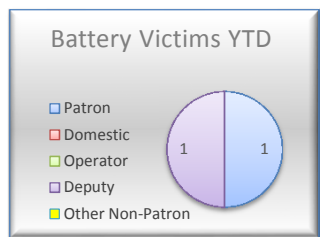
Part 1 crimes per 1,000,000 riders were up from the same period last year.

SILVER LINE

REPORTED CRIME		
PART 1 CRIMES	Apr	YTD
Homicide	0	0
Rape	0	0
Robbery	1	4
Agg Assault	1	2
Agg Assault on Op	0	0
Burglary	0	0
Grand Theft	1	1
Petty Theft	0	0
Motor Vehicle Theft	0	0
Burg/Theft From Vehicle	0	0
Arson	0	0
SUB-TOTAL	3	7
Selected Part 2 Crimes		
Battery	2	2
Battery Bus Operator	0	0
Sex Offenses	0	1
Weapons	0	1
Narcotics	0	0
Trespassing	0	0
Vandalism	0	0
SUB-TOTAL	2	4
TOTAL	5	11



Part 1 Crimes per Station		
Station	Apr	YTD
El Monte	0	0
Cal State LA	0	0
LAC/USC	0	1
Alameda	0	0
Downtown	0	1
37th St/USC	0	0
Slauson	2	2
Manchester	0	0
Harbor Fwy	1	3
Rosecrans	0	0
Harbor/Gateway	0	0
Total	3	7

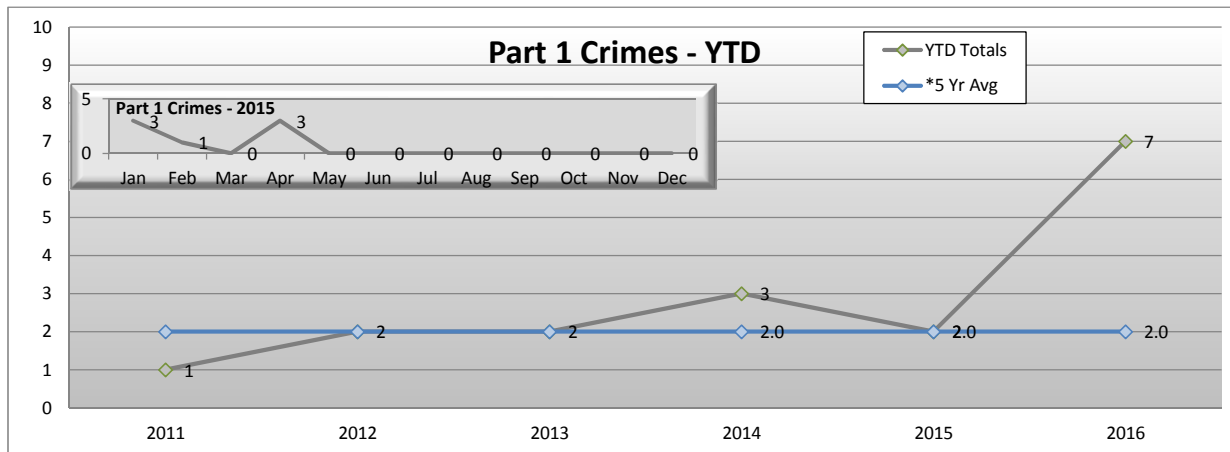


ARRESTS		
Type	Apr	YTD
Felony	0	3
Misdemeanor	1	7
TOTAL	1	10

CITATIONS		
Type	Apr	YTD
Fare Evasion Citations	2	4
Other Citations	42	107
Vehicle Code Citations	42	116
TOTAL	86	227

CALLS FOR SERVICE				
TYPE	Apr		YTD	
	Total	Avg	Total	Avg
Emergency	2	6.5	4	6.3
Priority	13	15.8	52	10.5
Routine	8	30.8	45	21.1
Total	23	20.2	101	15.1

FARE ENFORCEMENT		
	Apr	YTD
Ridership	391,036	1,578,482
Contacts	881	2,130
% of Patrons Inspected	0.23	0.13
Boardings	0	0
Ride	0	0
Fare Warning	0	2



Silver Line Highlights

The Silver Line had 5 more part 1 crimes, which is a 250% increase compared to the same period last year.

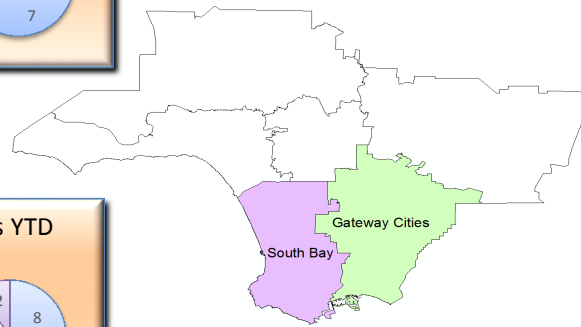
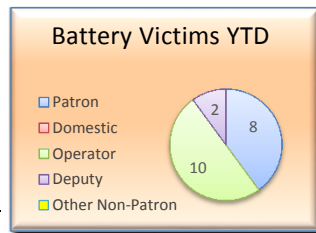
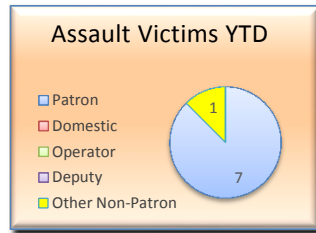
Part 1 crimes per 1,000,000 riders were up from the same period last year.

*5 yr average is based on the average of part 1 crimes from 2011 - 2015.

South Bus Patrol

REPORTED CRIME		
PART 1 CRIMES	Apr	YTD
Homicide	0	0
Rape	0	0
Robbery	2	11
Agg Assault	0	8
Agg Assault on Op	0	0
Burglary	0	0
Grand Theft	2	11
Petty Theft	2	11
Motor Vehicle Theft	0	2
Burg/Theft From Vehicle	1	4
Arson	0	0
SUB-TOTAL	7	47
Selected Part 2 Crimes		
Battery	0	10
Battery Bus Operator	3	10
Sex Offenses	0	4
Weapons	1	5
Narcotics	1	5
Trespassing	0	1
Vandalism	5	16
SUB-TOTAL	10	51
TOTAL	17	98

Part 1 Crimes per Sector		
Sector	Apr	YTD
Gateway Cities	1	7
South Bay	6	40
Total	7	47



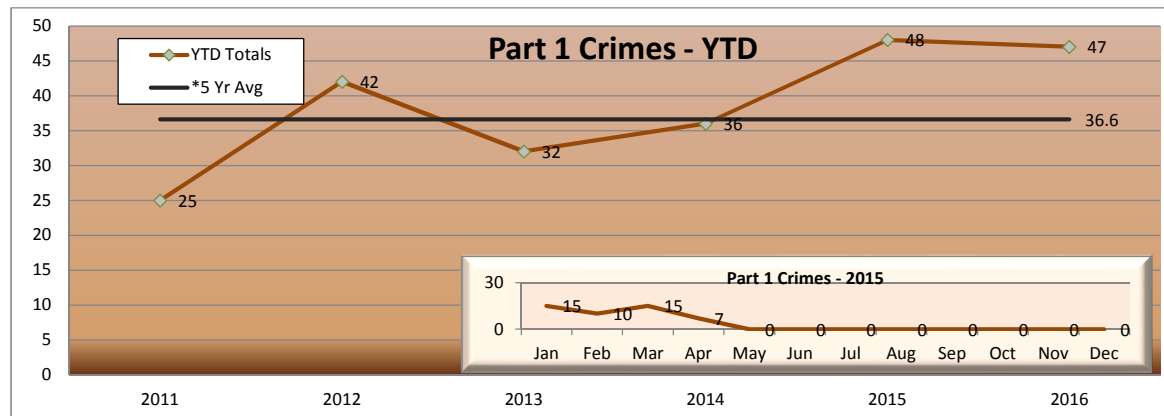
ARRESTS		
Type	Apr	YTD
Felony	8	44
Misdemeanor	32	123
TOTAL	40	167

CITATIONS		
Type	Apr	YTD
Fare Evasion Citations	10	26
Other Citations	1	10
Vehicle Code Citations	18	45
TOTAL	29	81

CALLS FOR SERVICE				
TYPE	Apr		YTD	
	Total	Avg	Total	Avg
Emergency	19	8.4	59	8.8
Priority	195	16.0	675	15.9
Routine	76	29.5	325	28.9
Total	290	19.0	1,059	19.5

FARE ENFORCEMENT*

*South Bus Fare Enforcement data is combined with North Bus.



*5 yr average is based on the average of part 1 crimes from 2011 - 2015.

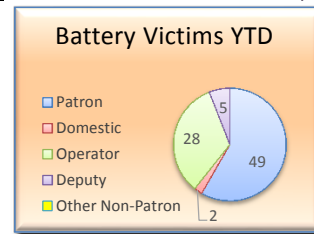
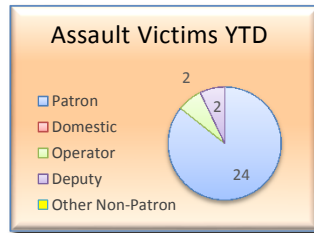
South Bus Highlights

The South bus Lines had 1 less part 1 crime, which is a 2% decrease from the same period last year.

North Bus Patrol

REPORTED CRIME		
PART 1 CRIMES	Apr	YTD
Homicide	0	0
Rape	0	0
Robbery	1	15
Agg Assault	8	26
Agg Assault on Op	0	2
Burglary	0	2
Grand Theft	9	38
Petty Theft	5	31
Motor Vehicle Theft	0	1
Burg/Theft From Vehicle	0	4
Arson	0	1
SUB-TOTAL	23	120
Selected Part 2 Crimes		
Battery	10	56
Battery Bus Operator	4	28
Sex Offenses	5	17
Weapons	2	6
Narcotics	3	12
Trespassing	0	1
Vandalism	10	35
SUB-TOTAL	34	155
TOTAL	57	275

Part 1 Crimes per Sector		
Sector	Apr	YTD
San Gabriel	2	6
Westside	1	7
San Fernando	2	15
Central	18	92
Total	23	120

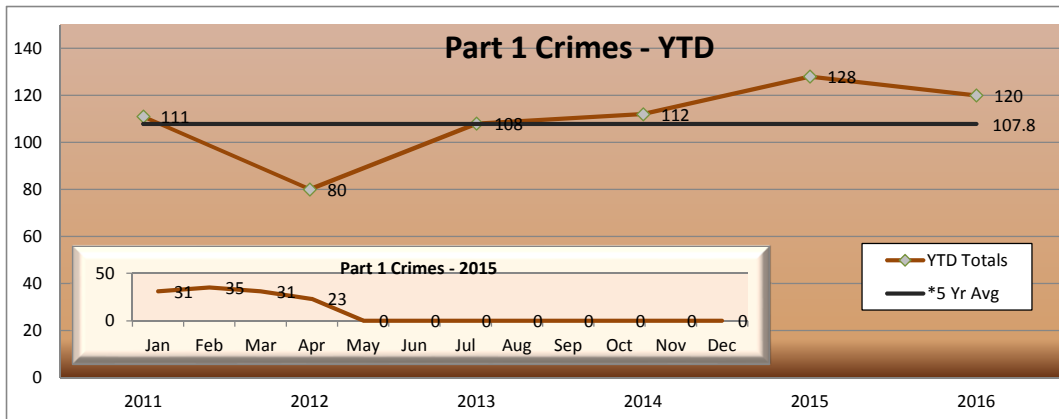


ARRESTS		
Type	Apr	YTD
Felony	21	57
Misdemeanor	48	232
TOTAL	69	289

CITATIONS		
Type	Apr	YTD
Fare Evasion Citations	32	175
Other Citations	19	76
Vehicle Code Citations	1,072	4,434
TOTAL	1,123	4,685

CALLS FOR SERVICE				
TYPE	Apr		YTD	
	Total	Avg	Total	Avg
Emergency	67	8.3	177	8.9
Priority	476	16.3	1,797	15.7
Routine	258	25.3	1,135	27.8
Total	801	18.5	3,109	19.7

FARE ENFORCEMENT		
	Apr	YTD
Ridership*	25,230,778	100,351,430
Contacts	1,384	8,193
% of Patrons Inspected	0.01	0.01
Boardings	4,303	15,444
Rides	1,667	7,116
Fare Warning	598	1,802

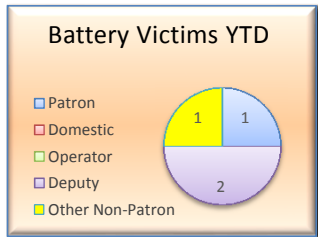
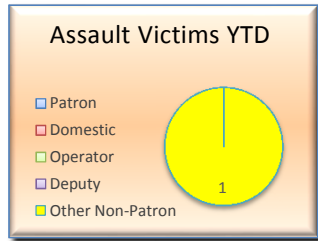


North Bus Highlights
The North Bus Lines had 8 less part 1 crimes, which is a 6% decrease from the same period last year.

*5 yr average is based on the average of part 1 crimes from 2011 - 2015.

Union Station

REPORTED CRIME		
PART 1 CRIMES	Apr	YTD
Homicide	0	0
Rape	0	1
Robbery	0	0
Agg Assault	0	1
Agg Assault on Op	0	0
Burglary	0	4
Grand Theft	0	0
Petty Theft	2	8
Motor Vehicle Theft	0	0
Burg/Theft From Vehicle	0	0
Arson	0	0
SUB-TOTAL	2	14
Selected Part 2 Crimes		
Battery	0	4
Battery Bus Operator	0	0
Sex Offenses	0	1
Weapons	0	0
Narcotics	0	0
Trespassing	0	0
Vandalism	2	2
SUB-TOTAL	2	7
TOTAL	4	21



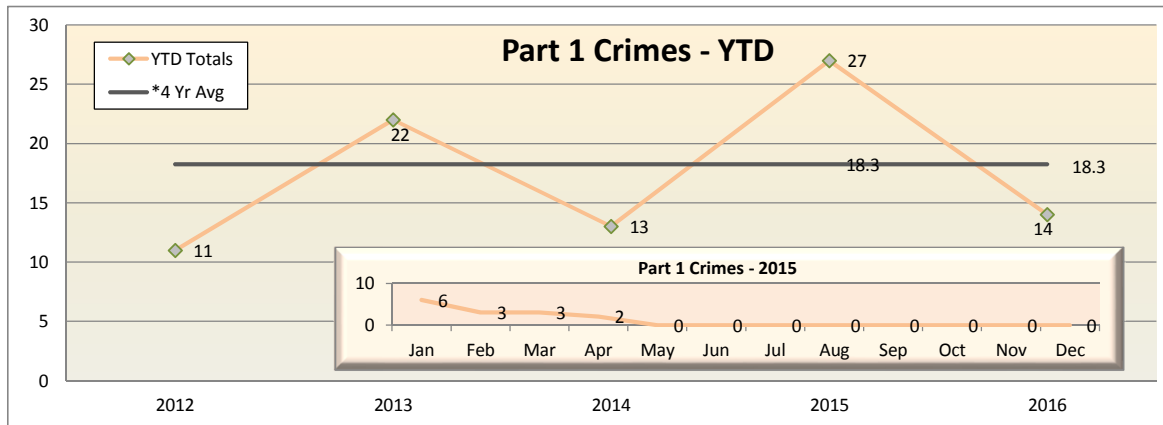
Part 1 Crimes at Union Station		
Side	Apr	YTD
Westside	1	11
Eastside	1	3
Total	2	14



ARRESTS		
Type	Apr	YTD
Felony	0	7
Misdemeanor	5	29
TOTAL	5	36

CITATIONS		
Type	Apr	YTD
Fare Evasion Citations	6	22
Other Citations	40	81
Vehicle Code Citations	20	49
TOTAL	66	152

CALLS FOR SERVICE				
TYPE	Apr		YTD	
	Total	Avg	Total	Avg
Emergency	4	2.8	8	2.1
Priority	26	57.6	98	20.3
Routine	27	16.1	91	14.1
Total	57	34.1	197	16.7



Union Station Highlights

Union Station had 13 less part 1 crimes, which is a 48% decrease from the same period last year.

*4 yr average is based on the average of part 1 crimes from 2012 - 2015.



LOS ANGELES COUNTY SHERIFF'S DEPARTMENT
 TRANSIT POLICING DIVISION
 RONENE M. ANDA, CHIEF

**ALLOCATION OF LAW ENFORCEMENT SERVICES
 RESERVE COMPANY SERVICES
 APRIL 2016**

	JAN	FEB	MAR	APR	MAY	JUN	JUL	AUG	SEP	OCT	NOV	DEC	YTD
TSB San Fernando Valley	12	40	61	21									134
Westside/Central Motors	161	120	155	181									617
SGV Volunteer Company	16	21	24	16									77
Blue/Green Line Sector	16	16	16	12									60
TOTAL	205	197	256	230	0	0	0	0	0	0	0	0	888

*Each month, Reserve totals will display totals from the previous month because totals are not submitted until the end of each month.

The LASD reserve units are attached to regular LASD units of assignments. The reserves are there to perform the same function as any deputy. In that way, the reserves augment the force at no increase in cost. Contract agencies benefit significantly by the presence of reserves since they are directly paying for the LASD contract and do not have to pay for the additional reserve force.

*N/C = Not Complete

www.lasdreserve.org

Bus Operator Assault Matrix

Reason	Line	Div	Type	Date	Day	Time	Narrative	Flyer	Barrier	Arrest	Charges Requested	Sentence (Probation/Time/Jail or Prison)
Passenger Pass Up	L244	15	Battery	1/6/2016	Wed	21:00	Sus MB/50/510/180/Blk/Bro spit in the bus op face for passing him up, no barrier	Y				
Fare	L2	10	Battery	1/8/2016	Fri	19:37	Battery sus arrested for bumping bus op outside of bus after she asked for fare, barrier, only half shut					
Fare	L111	18	Battery	1/11/2016	Mon	15:15	Sus MH/35/601/250 spit on the bus op after he was asked for fare	Y				
Demand Stop	L207	18	Battery	1/16/2016	Sat	12:52	Battery sus arrested for spitting on bus op after he wouldn't stop the bus where the sus wanted					
Missed stop	L164	8	Battery	1/17/2016	Sun	17:19	Battery sus arrested for puchning bus op in the face for missing her stop, no barrier					
Fare	L240	8	Battery	1/21/2016	Thu	17:50	Sus MB/18-20 threw cold liquid on bus op after sus stated his TAP card wasn't working, vic said Whatever, no barrier					
Disorderly	L245	8	Battery	2/2/2016	Tue	16:30	Sus FW/25-30 spit on bus op when he asked her to leave for yelling, no barrier					
Other/Bus Pass	L45	1	Battery	2/3/2016	Wed	9:25	Sus MB/25-30/511/thin spit on bus op after he asked to see his day pass					
Policy/door	L243	8	Battery	2/5/2016	Fri	11:30	Battery sus arrested for throwing coin slot cover at bus op for not holding bus for her brother and requesting fare					
No Reason	L-Unk	3	Battery	2/10/2016	Wed	23:20	Sus MH/25/507/508/175 punched bus op in the face unprovoked, no barrier					
Missed stop	L51	2	Battery	2/13/2016	Sat	12:15	Battery sus arrested for hitting bus op in the head with a purse for missing a stop, barrier installed, only bottom portion being used					
Other/Calling Police	L115	18	Battery	2/13/2016	Sat	16:10	Battery sus arrested for assaulting vic1 and then spitting on bus op for calling the police					
Fare	L62	1	Battery	2/19/2016	Fri	9:59	Sus MB/20-25/511/170 reached over barrier and poured water on bus op after he asked for fare, barrier in use					
No Reason	L165	9	Battery	2/20/2016	Sat	11:45	Sus MW/509/170/Bro/Blu grabbed bus op shoulders with both hands and held on, vic pushed him away					
Mentally Ill	L234	15	Battery	2/21/2016	Sun	19:46	Battery sus arrested for attacking bus op and 2 other patrons, mentally ill, happened outside bus (no barrier)					
Missed stop	L705	7	Battery	2/26/2016	Fri	16:32	Sus MB/20/507/140 spit on bus op for passing sus stop b/c it was a rapid bus, no barrier					
No Reason	L110	5	Battery	2/27/2016	Sat	13:34	Sus MB/50/600/165/Blk/Bro attempted to assault bus op for no reason, but was unable to get to vic because barrier was up, vic hurt his knee & back avoiding sus					
Policy/Blocking	L2	7	Battery	2/29/2016	Mon	22:20	Sus MW/35/207/150 spit on bus op for telling sus to move bags out of the aisle					

*Highlighted in yellow: have court dates pending or have been referred to the LA County Attorney's Office with no disposition yet.

ATTACHMENT B

Reason	Line	Div	Type	Date	Day	Time	Narrative	Flyer	Barrier	Arrest	Charges Requested	Sentence (Probation/Time/Jail or Prison)
Policy/end of line	L210	18	Battery	3/6/2016	Sun	23:08	Sus MB/20s/508/160/Blk/Brn punched the bus op in the face for vic asking him to leave at the end of the line, no barrier (bus op standing in front of bus)	Y				
Policy/out of service	L704	10	Battery	3/7/2016	Mon	10:00	Battery sus arrested for pushing & punching bus op for asking sus to exit bus at the end of service, no barrier (bus op standing in front of bus)					
Policy/drugs	L40	18	Battery	3/9/2016	Wed	15:55	L40 MLK Blvd/Normandie 3/9 1555hrs - Battery sus arrested for throwing cold liquid on the bus op after telling sus he could not board w/ marijuana,					
Policy/Boarding	L487	9	Battery	3/10/2016	Thu	14:20	Battery sus arrested for punching and kicking bus op outside bus when vic told her to board at passenger pickup, no barrier (outside bus)					
Other/Closed door on s	L204	5	Battery	3/11/2016	Fri	23:01	Sus FB/25-35 kicked and slapped the bus op for closing the rear door on her					
Policy/Boarding	L745	10	Battery	3/12/2016	Sat	5:40	Battery sus arrested for spitting on bus op after he told sus he would have to board at the bus stop, (spit through window)					
Missed stop	L728	3	Battery	3/17/2016	Thu	10:50	Sus MB/60s/600/160-170/Bald spit on the bus op for rapid bus missing his designated stop, no barrier - but monitor					
Other/Indecent Behavior	L90	15	Assault	3/19/2016	Sat	12:10	Assault sus arrested for swinging plank at bus op outside bus when vic asked sus to exit dur to indecent behavior, no barrier (outside)					
Demand Stop	L45	1	Battery	3/19/2016	Sat	15:58	Battery sus arrested for punching bus op in the face and demanded to be let out of the bus					
Other/Closing door on s	L270	95	Battery	3/24/2016	Thu	18:00	Sus MW/35-40/600/180 punched the bus op in the face for not stopping to pick him up and closing the doors on his wife					
Fare	L207	5	Battery	3/25/2016	Fri	18:40	Sus MB/510/180/40yrs spit on bus op over not having fare	Y				
Missed stop	L207	5	Battery	3/26/2016	Sat	17:55	Sus FB/18-25/504/slim/Brn/Brn threw dirt on bus op after missing stop					
Missed stop	L45	1	Battery	3/27/2016	Sun	10:41	Sus FB/506/160/30-40 punched bus op 3 times for missing stop					
Demand Stop	L234	15	Battery	3/29/2016	Tue	16:16	MB sus arrested for punching bus op after he demanded a stop					
Fare	Dash		Battery	4/14/2016	Thu	15:00	Sus FW/27/508/200 struck bus op in face after she asked for fare; sus not arrested due to developmental disability					Sus not arrested due to developmental disability
Fare	L200	2	Battery	4/18/2016	Mon	20:20	Sus FH/500/50s punched bus op in shoulder over fare - no barrier					
Other	L51	2	Battery	4/22/2016	Fri	17:00	Sus MH/509/145/40-50yrs punched bus op b/c of his driving					
Policy/Hazardous Mate	L762	9	Battery	4/25/2016	Mon	16:12	Sus MH/507-508/215-220 threw liquid onto bus op b/c he wouldn't let him board with hazardous materials, no barrier	Y				
Fare	L745	10	Battery	4/29/2016	Fri	13:13	Sus MB/21-22/506/130/Blk/Brn spit on the bus op when she wouldn't let him ride for free, no barrier					
Missed stop	L53	1	Battery	4/30/2016	Sat	15:45	Sus MH/35-40/507/200 poked the bus op in the arm asking to be let out					

*Highlighted in yellow: have court dates pending or have been referred to the LA County Attorney's Office with no disposition yet.

**Board Report**

File #: 2016-0185, **File Type:** Contract**Agenda Number:** 31

**SYSTEM SAFETY, SECURITY AND OPERATIONS COMMITTEE
JUNE 16, 2016****SUBJECT: ELECTRIC COOLING FAN SYSTEM****ACTION: AWARD CONTRACT FOR ELECTRONIC COOLING FAN SYSTEMS****RECOMMENDATION**

AWARD an Indefinite Delivery Indefinite Quantity Contract, No. MA5246200 to Modine Manufacturing Company, the lowest responsive and responsible bidder, for **Electric Cooling Fan Systems** for an amount not-to exceed \$2,758,124.00.

ISSUE

The Bus Maintenance Midlife program targets buses at the mid-point of the bus life and includes major mechanical systems replacements and interior and exterior refurbishment. During the Midlife, the engine which will have accumulated an average of 350,000 miles is replaced. The cooling fan system is part of the engine installation package. The existing hydraulic driven fan system will be replaced with an electric cooling fan system during the engine package change out. This procurement is required to ensure that buses in the Midlife program can continue to operate without delays and that revenue service is not impacted. The Contract will provide up to 299 electric cooling fan systems for engine packages.

DISCUSSION

The NABI 8100-8400 45' composite series which includes 300 buses is on schedule for refurbishment through the Bus Midlife Program. A new Cummins ISLG 280 HP engine package will be installed on these buses. As part of the new engine package installation, the existing hydraulic driven fan system will be replaced with an electric cooling fan system. The new fan system package will include a radiator, fan assemblies, controllers, power generation and necessary wiring, and are warranted to be free from defects in design and materials for two-years with full parts and labor on all warrantable failures. One (1) Electric Cooling Fan System from Modine Manufacturing Company has been installed and tested to ensure workability.

The engine assembly and installation takes an average of two weeks and is performed by Metro Mechanics at the Central Maintenance Shops. One hundred sixty eight (168) engine replacements with electric cooling fan systems are scheduled to be installed in FY17. The balance of one hundred and thirty one (131) will be installed in FY18.

DETERMINATION OF SAFETY IMPACT

Award of the Contract will result in a positive impact on safety. Installing a new electric cooling fan system will ensure that the bus is maintained in accordance with Metro Maintenance standards, eliminate hydraulic fluid leaks, and improve on-road performance and reliability of the bus which will have a beneficial impact on system safety.

FINANCIAL IMPACT

The contract value for these components is \$2,758,124 for up to 299 units. Funding of \$230,612 for the procurement of 25 electric cooling fan system units is included in the FY16 budget in cost center 3366 Central Maintenance Shops, under Capital Project 203036 Bus Midlife Project program, line item 50441, Parts - Revenue Vehicle.

The cost center manager, project manager, and Chief Operations Officer will ensure that the remaining \$2,527,512 for purchase of the remaining 274 electric cooling fan system units will be budgeted in future fiscal years.

Impact to Budget

For FY16 through FY17, the source of the funds for this procurement is a combination of Transportation Development Act Article 4 and Proposition C 40%. Through FY17, these are the designated funds available for bus midlife overhaul project. These funds are eligible for Bus Operations activities however it has a neutral impact to the FY budget as they have been programmed into the project allowing for execution of the proposed recommendation. No other funding sources were considered.

ALTERNATIVES CONSIDERED

The alternative is not to award this master agreement contract and procure electric cooling fan system units on an as-needed basis, using the traditional "min/max" replenishment system method. The "min/max" replenishment system method calculates minimum and maximum inventory levels. This strategy is not recommended since it does not provide for a commitment from the supplier to ensure availability, timely delivery, continued supply and a guaranteed fixed price for electric cooling fan system units.

NEXT STEPS

Refurbishment of the NABI 8100 series bus fleet will continue in accordance with Operations Support Services bus mid-life program and engine replacement program. The engine replacement including the electric cooling fans systems for this NABI bus series is scheduled to be completed by the end of FY18.


ATTACHMENTS

Attachment A - Procurement Summary

Attachment B - DEOD Summary

Prepared by: Amy Romero, Director of Central Maintenance, (213) 922-5709
Christopher Reyes, Transportation Planning Manager III, (213) 922-4808

Reviewed by: James T. Gallagher, Chief Operations Officer, (213) 922-4424
Ivan Page, Interim Executive Director, Vendor/Contract Management (213) 922-6383



Phillip A. Washington
Chief Executive Officer

PROCUREMENT SUMMARY

ELECTRIC COOLING FAN SYSTEMS / CONTRACT NO. MA5246200

1.	Contract Number: MA5246200	
2.	Recommended Vendor(s): Modine Manufacturing Company	
3.	Type of Procurement (check one): <input checked="" type="checkbox"/> IFB <input type="checkbox"/> RFP <input type="checkbox"/> RFP-A&E <input type="checkbox"/> Non-Competitive <input type="checkbox"/> Modification <input type="checkbox"/> Task Order	
4.	Procurement Dates:	
	A. Issued: 3/7/16	
	B. Advertised/Publicized: 3/9/16	
	C. Pre-proposal/Pre-Bid Conference: N/A	
	D. Proposals/Bids Due: 4/19/16	
	E. Pre-Qualification Completed: N/A	
	F. Conflict of Interest Form Submitted to Ethics: 5/10/16	
	G. Protest Period End Date: : 6/24/16	
5.	Solicitations Picked up/Downloaded: 8	Bids/Proposals Received: 3
6.	Contract Administrator: Tanya Allen	Telephone Number: 213/922-1018
7.	Project Manager: John Roberts	Telephone Number: 213/922-5060

A. Procurement Background

This Board Action is to approve an Indefinite Delivery, Indefinite Quantity (IDIQ) Contract, No. MA5246200, resulting from IFB MA24676, for up to 299 each Electric Cooling Fan Systems.

IFB No. MA24676 was issued in accordance with Metro's Acquisition Policy and the contract type is a Firm Fixed Unit Price.

Two amendments were issued during the solicitation phase of this IFB:

- Amendment No. 1, issued on April 1, 2016 clarified potential bidder's questions;
- Amendment No. 2, issued on April 7, 2016 clarified potential bidder's questions.

A total of three bids were received on April 19, 2016.

B. Evaluation of Bids

The firm recommended for award, Modine Manufacturing Company was found to be in full compliance with the bid requirements.

No.	Bidder Name	Bid Amount
1.	Modine Manufacturing Company	\$2,758,124
2.	Diesel Radiator Company	\$2,898,969
3.	EMP	\$2,965,781

C. Price Analysis

The recommended bid price has been determined to be fair and reasonable based upon adequate price competition and selection of the lowest responsive and responsible bidder.

Low Bidder Name	Bid Amount	Metro ICE
Modine Manufacturing Company	\$2,758,124	\$3,250,000

D. Background on Recommended Contractor

The recommended firm, Modine Manufacturing Company, located in Racine, WI, has been in business for 100 years and, is a leader in the field of thermal management systems and components, bringing highly engineered heating and cooling technology and solutions to diversified global markets. Modine Manufacturing Company has provided similar products to other transit agencies including Transit properties in King County, Seattle Washington and to bus manufacturer's Gillig, NABI, New Flyer, Nova Bus, El Dorado, and Motor Coach Industries (MCI). Modine also supports transit retrofit companies such as Complete Coach Works, Coach Crafters, and Midwest Bus Corporation. Modine Manufacturing Company has no previous purchase orders/contracts with Metro.

DEOD SUMMARY

ELECTRIC COOLING FAN SYSTEM/

A. Small Business Participation

The Diversity and Economic Opportunity Department (DEOD) did not establish a small business participation goal based on the lack of subcontracting opportunities. It was determined that the equipment will be provided by the Original Equipment Manufacturer (OEM). It was also confirmed by the Project Manager that installation of the equipment will be performed by Metro.

B. Living/Prevailing Wage and Service Contract Worker Retention Policy Applicability

The Living Wage and Service Contract Worker Retention Policy is not applicable to this contract.

C. Prevailing Wage Applicability

Prevailing wage is not applicable to this contract.

D. Project Labor Agreement/Construction Careers Policy

Project Labor Agreement/Construction Careers Policy is not applicable to this contract.



Board Report

File #: 2016-0207, **File Type:** Appointment

Agenda Number: 32

**SYSTEM SAFETY, SECURITY AND OPERATIONS COMMITTEE
JUNE 16, 2016**

SUBJECT: MEMBERSHIP ON METRO SERVICE COUNCILS

ACTION: APPROVE NOMINEES FOR APPOINTMENT TO METRO SERVICE COUNCILS

RECOMMENDATION

APPROVE nominees for **membership on Metro’s Service Councils.**

ISSUE

Each Metro Service Council is comprised of nine Representatives that serve a term of three years; terms are staggered so that the terms of three of each Council’s nine members expire annually on June 30. Incumbent Representatives can serve additional terms if re-nominated by the nominating authority and confirmed by the Metro Board.

Additional Service Council vacancies occasionally occur due to resignations submitted by Council Members, necessitating nominations to fill a vacancy for the remainder of the seat’s term.

DISCUSSION

Metro seeks to appoint Service Council members reflective of the demographics of each respective region. The 2010 Census demographics of each of the Service Council regions are as follows:

% Sector Total	Hispanic	White	Asian	Black	Other	Total Pop
SGV	50.0%	19.9%	24.9%	3.3%	2.0%	100.0%
SFV	41.0%	42.0%	10.7%	3.4%	2.9%	100.0%
South Bay	42.5%	23.8%	12.0%	18.3%	3.4%	100.0%
Westside/Central	43.5%	30.7%	13.0%	10.0%	2.8%	100.0%
Gateway Cities	63.9%	16.7%	8.5%	8.6%	2.3%	100.0%
Service Area Total	48.5%	26.8%	14.0%	8.2%	2.6%	100.0%

The individuals listed below have been nominated to serve by the Councils’ appointing authorities. If approved by the Board, these appointments will serve a three-year term or the remainder of the seat’s three-year term as indicated. A brief listing of qualifications for the new nominees is provided along with the nomination letters from the nominating authorities:

- A. Gene Daniels, Gateway Cities Service Council, Re-Appointment
Nominated by: Gateway Cities Council of Governments
Term Ending: June 30, 2019
- B. Karina Macias, Gateway Cities Service Council, New Appointment
Nominated by: Gateway Cities Council of Governments
Term Ending: June 30, 2019

The demographic makeup of the Gateway Cities Service Council with the appointment of these nominees will consist of four (4) White members and five (5) Hispanic members as self-identified by the members in terms of racial/ethnic identity. The gender breakdown of the Council will be six (6) men and three (3) women.

- C. David Perry, San Fernando Valley Service Council, New Appointment
Nominated by: Fifth District Supervisor Michael D. Antonovich
Term Ending: June 30, 2018
- D. Donald Weissman, San Fernando Valley Service Council, Re-Appointment
Nominated by: Los Angeles Mayor Eric Garcetti
Term Ending: June 30, 2019
- E. Dennis Washburn, San Fernando Valley Service Council, Re-Appointment
Nominated by: Las Virgenes-Malibu Council of Governments
Term Ending: June 30, 2019

The demographic makeup of the San Fernando Valley Service Council with the appointment of these nominees will consist of three (3) White members, four (4) Hispanic members, and one (1) Asian member as self-identified by the members in terms of racial/ethnic identity. The gender breakdown of the Council will be seven (7) men and one (1) woman.

- F. Steven Ly, San Gabriel Valley Service Council, Re-Appointment
Nominated by: City of Rosemead
Term Ending: June 30, 2019
- G. Harry Baldwin, San Gabriel Valley Service Council, Re-Appointment
Nominated by: Fifth District Supervisor Michael D. Antonovich
Term Ending: June 30, 2019
- H. David Spence, San Gabriel Valley Service Council, Re-Appointment
Nominated by: San Gabriel Valley Council of Governments
Term Ending: June 30, 2019

The demographic makeup of the San Gabriel Valley Service Council with the appointment of these nominees will consist of five (5) White members, two (2) Hispanic members, one (1) Asian members, and one (1) Native/Other member as self-identified by the members in terms of racial/ethnic identity. The gender breakdown of the Council will be eight (8) men and one (1) woman.

- I. Robert Burlingham, South Bay Cities Service Council, New Appointment
Nominated by: South Bay Cities Council of Governments
Term Ending: June 30, 2017
- J. Ernie Crespo, South Bay Cities Service Council, New Appointment
Nominated by: South Bay Cities Council of Governments
Term Ending: June 30, 2019
- K. Elaine Jeng, South Bay Cities Service Council, New Appointment
Nominated by: South Bay Cities Council of Governments
Term Ending: June 30, 2019
- L. Roye Love, South Bay Cities Service Council, Re-Appointment
Nominated by: South Bay Cities Council of Governments
Term Ending: June 30, 2019

The demographic makeup of the South Bay Cities Service Council with the appointment of these nominees will consist of two (2) Hispanic members, four (4) White members, one (1) Asian member, and two (2) Black members as self-identified by the members in terms of racial/ethnic identity. The gender breakdown of the Council will be seven (7) men and two (2) women.

- M. Maria Sipin, Westside Central Service Council, Re-Appointment
Nominated by: Los Angeles Mayor Eric Garcetti
Term Ending: June 30, 2019
- N. Perri Sloane Goodman, Westside Central Service Council, Re-Appointment
Nominated by: Westside Cities Council of Governments
Term Ending: June 30, 2019

The demographic makeup of the Westside Central Service Council with the appointment of these nominees will consist of three (3) Hispanic members, three (3) White members, one (1) Asian member, and two (2) Black members as self-identified by the members in terms of racial/ethnic identity. The gender breakdown of the Council will be six (6) men and three (3) women.

DETERMINATION OF SAFETY IMPACT

Maintaining the full complement of representatives on each Service Council to represent each service area is important. As each representative is to be a regular user of public transit, and each Council is composed of people from diverse areas and backgrounds, this enables each Council to better understand the needs of transit consumers including the need for safe operation of transit service and safe location of bus stops.

FINANCIAL IMPACT

There is no financial impact imparted by approving the recommended action.

ALTERNATIVES CONSIDERED

The alternative to approving these appointments would be for these nominees to not be approved for appointment. To do so would result in reduced effectiveness of the Service Council, as it would increase the difficulty of obtaining the quorum necessary to allow the Service Councils to formulate and submit their recommendations to the Board. It would also result in the Service Councils having less diverse representation of their service area.

NEXT STEPS


There is one (1) vacant Service Council seat on the San Fernando Valley Service Council for which no nomination has been received. Staff will continue to work closely with the Office of Third District Supervisor Sheila Kuehl, the nominating authority, to identify candidates for the vacant position. Staff will also continue to monitor the major contributors to the quality of bus service from the customer's perspective, and share that information with the Service Councils for use in their work to plan, implement, and improve bus service in their areas and the customer experience using our bus service.

ATTACHMENTS

Attachment A - New Appointees Listing of Qualifications
Attachment B - Appointing Authorities Nomination Letters

Prepared by: Jon Hillmer, Executive Officer of Service Development, Scheduling & Analysis,
(213) 922-6972

Reviewed by: James T. Gallagher, Chief Operations Officer, (213) 922-4424



Phillip A. Washington
Chief Executive Officer

NEW APPOINTEES BIOGRAPHIES AND QUALIFICATIONS

Karina Macias, Nominee for Gateway Cities Service Council



Karina Macias was elected to the Huntington Park City Council in March 2013. Two years after her election, she was voted by her peers to serve as the Mayor of Huntington Park for the 2015-2016 term, making her the youngest Mayor in the history of the City. Councilmember Macias grew up in Huntington Park as the only child of immigrant parents. She holds a Bachelor's Degree in Political Science and Psychology, with a minor in International Studies from Mount St. Mary's University in Los Angeles, and a Master's Degree in International Studies from Chapman University. Upon graduation Ms. Macias began working with the Sisters of St. Joseph as an Assistant Justice

Coordinator for the Social Justice Office where she provides educational services on a variety of social justice topics to the Sisters within the Los Angeles Province.

Additionally, she manages an emergency monetary assistance fund and co-chairs the Southern California Partners for Global Justice group. Her career has given her the community outreach skills that she uses on the City Council, as well as a profound understanding of local government and the importance of transparency in policymaking and governance. Councilmember Macias currently serves as Huntington Park's representative on the HUB Cities Board, Eco Rapid Transit Board, and Sanitation District Board.

Dave Perry, Nominee for San Fernando Valley Service Council



David Perry resides in the San Fernando Valley and has served as Fifth District Supervisor Antonovich's Field Deputy in the Santa Clarita Valley since June 2008. In that capacity, he has been the Supervisor's local point person on issues such as Interstate 5 corridor improvements, California High Speed Rail, Santa Clarita Transit, and local infrastructure projects. Mr. Perry is also the Supervisor's appointee to the North County Transportation Coalition and will further serve the office as the designated Transportation Deputy.

Robert Burlingham, Nominee for South Bay Service Council



Robert Burlingham is a Transportation Planner with Los Angeles World Airports. Mr. Burlingham provided location and site analysis for the LAX FlyAway Program from 2007 through 2011, has worked on various airport pedestrian studies, and has been involved with the Crenshaw line development since he arrived at LAX nine years ago. His 30-year career as an urban planner has included work in regional, county, municipal, and airport planning. Bob has been a resident of Los Angeles since 2002, when he worked as a Senior Regional Planner for

SCAG, and represented SCAG on the South Bay COG Transportation Planning Committee. Bob has an interest in the future of transportation in Los Angeles and believes in a balanced approach with improved transit and rail service, adequate, and maintained highways, and an expanded use of new technologies to better manage congestion and growth in Southern California.

Ernie Crespo, Nominee for South Bay Service Council



Ernie Crespo is currently the Transit Director for the City of Gardena. He has had a lengthy career in transit, having previously worked as Operations Manager with the City of Torrance, a Transit Services Superintendent with Santa Monica Big Blue Bus, and Training and Development Supervisor for Long Beach Transit. Mr. Crespo holds a B.S. in Neurobiology, Physiology and Behavior from UC Davis. Mr. Crespo has a deep passion for providing safe reliable public transit services to the public and seeking efficiencies to

improve service for transit riders. He strives to continue to increase the coordination of services between all South Bay cities, hopefully resulting in better connectivity for customers who use public transit.

Elaine Jeng, Nominee for South Bay Service Council



Elaine Jeng holds a Bachelor's degree in Civil and Environmental Engineering from the University of California, Los Angeles (UCLA). Ms. Jeng's entire working career has been in the field of civil and transportation engineering. She worked for consulting firms URS Corporation and Kaku Associates (now Fehrs and Peers) on highway design, traffic studies, travel demand forecast, and transit oriented developments. As an Associate Civil Engineer for the City of Culver City Public Works, Ms. Jeng implemented a citywide traffic control system including signal synchronization for Metro and Culver

City rapid bus lines using Metro Call for Projects grant funding. The safety of on-street facilities, adequacy of signage and travel path, and the health of the roadway system to support timely arrivals of buses are all areas of Ms. Jeng's expertise.

Ms. Jeng currently works as the Interim Director of Public Works/City Engineer for the City of El Monte. She hopes to bring her insights on building and maintaining infrastructures coupled with her extensive experience with Metro to enhance transit

services to her community and the South Bay. Ms. Jeng is a resident of Manhattan Beach and enjoys riding transit with her family. Ms. Jeng previously served on the South Bay Service Council from July 2014 through June 2015.

APPOINTING AUTHORITY NOMINATION LETTERS

SOUTHEAST LOS ANGELES COUNTY

Artesia

Aurora

Bel

Bellflower

Bell Gardens

Cerritos

Cerritos

Covina

Cudahy

Dorsey

Hawthorn Gardens

Huntington Park

Industry

La Habra Heights

La Habra

La Habra

Long Beach

Long Beach

Maywood

Montebello

Norwalk

Paramount

Paramount

Santa Fe Springs

Signal Hill

South Gate

Watts

Whittier

County of Los Angeles

Port of Long Beach



GATEWAY CITIES
COUNCIL OF GOVERNMENTS

May 4, 2016

Mr. Phillip A. Washington, CEO
Los Angeles County Metropolitan Transportation Authority
One Gateway Plaza
Los Angeles, CA 90012

Dear Mr. Washington:

Nominees for the Metro Gateway Cities Service Council

Acting in its capacity as the convening coalition of the Metro Gateway Cities Service Council, the Board of Directors of the Gateway Cities Council of Governments has nominated two Service Council members to fill seats expiring on June 30, 2016.

At its regularly scheduled meeting of May 4, 2016, the Gateway Cities Council of Governments Board of Directors nominated Council Member Gene Daniels, City of Paramount and Council Member Karina Macias, City of Huntington Park, to fill the seats expiring June 30, 2016. A copy of the nominee's application is enclosed.

We would appreciate your assistance in agendizing the nominations for confirmation by the MTA Board of Directors at the next regularly scheduled meeting.

Sincerely,



Richard Powers
Executive Director

Enclosure

cc: Mr. David Hershenson, Metro Community Relations Manager

16401 Paramount Boulevard • Paramount, California 90723 • phone (562) 663 6850 fax (562) 634 8216
www.gatewaycities.org



Board of Supervisors County of Los Angeles

MICHAEL D. ANTONOVICH
SUPERVISOR

May 20, 2016

Mr. Jon Hillmer
Director, Metro Service Councils
Los Angeles County Metro
One Gateway Plaza
Los Angeles, CA 90012

RE: Recommendation to appoint David Perry to the San Fernando Valley Service Council.

Dear Mr. Hillmer:

This letter serves as my recommendation to appoint David Perry as my representative to the Los Angeles County Metro San Fernando Valley Service Council.

David Perry resides in the San Fernando Valley and has served as my field deputy in the Santa Clarita Valley since June, 2008. In that capacity, he has been the focal point person on issues such as Interstate 5 corridor improvements, California High Speed Rail, Santa Clarita Transit, and local infrastructure projects. David is also my appointee on the North County Transportation Coalition and effective June 8, 2016, will become my transportation deputy.

David's knowledge and experience with transportation issues affecting the San Fernando Valley and the region will continue to serve the San Fernando Valley well.

Sincerely,

A handwritten signature in blue ink that reads "Mike Antonovich".

MICHAEL D. ANTONOVICH
Supervisor

MDA: ja

ROOM 869 KENNETH HAHN HALL OF ADMINISTRATION, 500 WEST TEMPLE STREET, LOS ANGELES, CALIFORNIA 90012
TELEPHONE (213) 974-5555 • FAX (213) 974-1010 • WEBSITE: www.antonovich.com • E-MAIL: fifthdistrict@lacbes.org



CITY OF BURBANK
OFFICE OF THE CITY MANAGER
(818) 238-5800
FAX (818) 238-5804

March 29, 2016

Mr. Gary Spivack
Deputy Executive Officer
Metro San Fernando Valley Service Council
One Gateway Plaza, MS-99-7-2
Los Angeles, CA 90012

Re: Nomination of San Fernando Councilmember Antonio Lopez to the Metro San Fernando Valley Service Council

Dear Mr. Spivack:

In your letter dated February 22, 2016, you indicated that the Service Council term of San Fernando Councilmember Lopez will expire at the end of June 2016. In order to maintain representation to this important oversight group, the three East Cluster cities of Burbank, Glendale, and San Fernando respectfully request that Councilmember Lopez be re-nominated to serve as a member of the Service Council beginning July 1, 2016. This shortened term would extend to June 30, 2017 to bring his appointment term back in alignment with the Service Council bylaws. This nomination has been discussed with officials from the three East Cluster cities, who agree that Councilmember Lopez is the appropriate person to join Burbank Vice Mayor Jess Talamantes in representing the East Cluster cities on the Service Council.

Thank you for considering our request to nominate Antonio Lopez to the San Fernando Valley Service Council. Should you require any further information, please feel free to contact David Kriske in our Community Development Department at 818.238.5269 or via email at dkriske@burbankca.gov.

Sincerely,

A handwritten signature in blue ink, appearing to read "Ron Davis".

Ron Davis
Interim City Manager
City of Burbank

Cc: Scott Ochoa, City Manager – City of Glendale
Brian Saeki, City Manager – City of San Fernando

273 E. Olive Avenue • P.O. Box 6459
Burbank, California 91510-6459



ERIC GARCETTI
MAYOR

May 12, 2016

Mr. Gary Spivack
Deputy Executive Officer
Metro Regionals Service Councils
One Gateway Plaza MS 99-7-2
Los Angeles, CA 90012

Dear Mr. Spivack:

I hereby submit the nomination of Donald Weissman to continue serving as a representative on the San Fernando Valley Service Council for the term ending June 30, 2019.

Sincerely,

EG:cl

Ramos, Dolores

From: MSN <tdipple@msn.com>
Sent: Friday, May 06, 2016 1:16 PM
To: Ramos, Dolores
Subject: Re: SFV Service Council Appointment

On April 19, 2016, the Las Virgenes-Malibu Council of Governments Governing Board voted to reappoint Dennis Washburn to the San Fernando Valley Service Council seat that is assigned to the West San Fernando Valley cluster of cities as represented by the Las Virgenes-Malibu Council of Governments. The reappointment is effective July 1, 2016 through June 30, 2019.

Please contact me if you have any further questions.

Terry Dipple
Executive Director
Las Virgenes-Malibu COG
818-968-9088

> On May 6, 2016, at 11:18 AM, Ramos, Dolores <RamosD@metro.net> wrote:

>

> Dennis Washburn currently holds on the San Fernando Valley Service Council is assigned to the West San Fernando Valley cluster of cities as represented by the Las Virgenes-Malibu Council of Governments. As the sole nominating authority representing those cities, we just need confirmation that the COG would like to reappoint Dennis Washburn to the July 1, 2016 – June 30, 2019 term.



April 25, 2016

OFFICERS

President
Gene Murabito
1st Vice President
Kevin Stapleton
2nd Vice President
Cynthia Sternquist
3rd Vice President
Margaret Clark

Gary Spivack
Deputy Executive Officer, Metro Service Councils
Los Angeles County Metropolitan Transportation Authority
One Gateway Plaza, MS 99-7-2
Los Angeles, CA 90012

RE: METRO SERVICE SECTOR APPOINTMENT

MEMBERS

Alhambra
Arcadia
Azusa
Baldwin Park
Bradbury
Claremont
Covina
Diamond Bar
Duarte
El Monte
Glendora
Industry
Irwindale
La Cañada Flintridge
La Puente
La Verne
Monrovia
Montebello
Monterey Park
Pasadena
Pomona
Rosemead
San Dimas
San Gabriel
San Marino
Sierra Madre
South El Monte
South Pasadena
Temple City
Walnut
West Covina
First District, LA County
Unincorporated Communities
Fourth District, LA County
Unincorporated Communities
Fifth District, LA County
Unincorporated Communities
SGV Water Districts

Dear Mr. Spivack:

This letter is to confirm that at its April 21, 2015 meeting, the San Gabriel Valley Council of Government's (SGVCOG) Governing Board recommended Dave Spence to continue serving as one of the SGVCOG on the MTA San Gabriel Valley Service Sector Board of Directors.

If you have any questions or require further information, please do not hesitate to contact our office at (626) 457-1800 or sgv@sgvcog.org.

Sincerely,

Philip A. Hawkey
Executive Director
San Gabriel Valley Council of Governments

San Gabriel Valley Council of Governments
1000 South Fremont Avenue, Unit #42 ♦ Alhambra, California 91803



Board of Supervisors County of Los Angeles

MICHAEL D. ANTONOVICH
SUPERVISOR

April 14, 2016

Mr. Phil Washington, CEO
Los Angeles County Metropolitan Transportation Authority
One Gateway Plaza
Los Angeles, CA 90012

Nominee for the Metro San Gabriel Valley Service Council

Dear Mr. Washington:

I am pleased to nominate Harry Baldwin for another term as my appointment to the Metro San Gabriel Valley Service Council.

Harry has been a strong advocate for public transportation in the San Gabriel Valley for several decades, demonstrating clear leadership and support for transportation initiatives in the region.

Harry also is an avid user of the Metro Bus system and will continue to be a vital member of the Service Council.

If you have any questions regarding this nomination, please do not hesitate to contact me.

Sincerely,


MICHAEL D. ANTONOVICH
Supervisor

MCA:mcc

ROOM 809 KENNETH HAHN HALL OF ADMINISTRATION, 500 WEST TEMPLE STREET, LOS ANGELES, CALIFORNIA 90012
TELEPHONE (213) 974-5555 • FAX (213) 974-1010 • WEBSITE: www.antonovich.com • E-MAIL: fifthdistrict@lacbos.org

MAYOR:
SANDRA ARMENTA

MAYOR PRO TEM:
POLLY LOW

COUNCIL MEMBERS:
WILLIAM ALABEON
MARY-LETT CLARK
STEVEN LY



City of Rosemead

8835 E. VALLEY BOULEVARD P.O. BOX 399
ROSEMEAD, CALIFORNIA 91770
TELEPHONE: (626) 569-2100
FAX: (626) 507-9218

April 28, 2016

Gary Spivak
Deputy Executive Officer
1 Gateway Plaza MS 99-7-2
Los Angeles, CA 90012-2952
spivackg@metro.net

Re: Reappointment of Steven Ly to Metro's SGV Service Council

Dear Mr. Spivak:

As you know, Rosemead City Council Member Steven Ly currently represents the cities of Montebello, Monterey Park, and Rosemead on Metro's San Gabriel Valley Service Council. The Metro San Gabriel Valley Service Council is charged with making decisions about bus routes and schedules for Metro bus lines operating in our region. As such, Service Council Bylaws require that nominees live, work, or represent in the region they represent and that they ride public transit on a regular basis. Service Council Members may serve multiple three-year terms. The San Gabriel Valley Service Council currently meets on the second Monday of each month at 5:00 p.m. at Metro's El Monte Division 9 Building.


Steven Ly's current three-year term on the Metro SGV Service Council will expire on June 30, 2016. He is a passionate advocate of expanded access to effective public transportation services, particularly for the most vulnerable members of our communities. Accordingly, Steven is interested in being reappointed to serve in this capacity as the representative of the cities of Montebello, Monterey Park and Rosemead.

Please accept this nomination to reappoint Steven Ly to Metro's San Gabriel Valley Service Council representing the cities of Montebello, Monterey Park, and Rosemead.

Sincerely,

Sandra Armenta
Mayor

c Steven Ly, City Council Member
Art Barajas, Mayor, Montebello
Peter Chan, Mayor, Monterey Park
Paul Talbot, City Manager, Monterey Park
Francesca Tucker-Schuyler, City Manager, Montebello
Bill Manis, City Manager, Rosemead



**SOUTH BAY CITIES
COUNCIL OF GOVERNMENTS**

Elba

20285 Western Avenue, Suite 100
Torrance, California 90501
(310) 371-7222
sbccog@southbaycities.org
www.southbaycities.org

April 29, 2016

The Honorable Mark Ridley-Thomas, Chair
& Members of the Board
Los Angeles Metropolitan Transportation Authority
1 Gateway Plaza
Los Angeles, California 90012

Receive
MAY 03 2016
Office of the CEO

Re: Nominations for the Members of the South Bay Service Council

The South Bay Service Council has been extremely successful since its inception. The dedicated people on our council have worked with Metro staff to make changes in service to improve efficiency and coordination of the transit services provided by the Metro in our sector.

The South Bay Cities Council of Governments (SBCCOG) takes its responsibility to nominate members to the council very seriously and with this letter we are submitting our nominees to fill the three seats whose terms are expiring and one seat that has been vacated. Recommended after receiving the approval of the SBCCOG Board of Directors at the meeting of April 28, 2016 are Elaine Jeng (Redondo Beach resident and rider), Roye Love (Carson senior and rider) and Ernie Crespo (General Manager of G-Trans representing the Municipal Operators). These Appointments are for 3 years. The SBCCOG Board further recommends that Robert Burlingham (LAWA) fill the fourth seat which was vacated. Since he is filling an unexpired term, his appointment is for one year.

We request that you agendize the appointment of these representatives for as soon as possible so they can be seated in July, 2016.

Please notify us when the appointments are confirmed or if you have any questions.

Sincerely,

Jim Gazeley
SBCCOG Chair
Mayor, City of Lomita

cc: Phil Washington, CEO

LOCAL GOVERNMENTS IN ACTION

Carson El Segundo Gardena Hawthorne Hermosa Beach Inglewood Lawndale Lomita
Los Angeles Manhattan Beach Palms Verdes Estates Rancho Palms Verdes Redondo Beach Rolling Hills
Rolling Hills Estates Torrance Los Angeles District #15 Los Angeles County



ERIC GARCETTI
MAYOR

May 12, 2016

Mr. Gary Spivack
Deputy Executive Officer
Metro Regionals Service Councils
One Gateway Plaza MS 99-7-2
Los Angeles, CA 90012

Dear Mr. Spivack:

I hereby submit the nomination of Maria Sipin to continue serving as a representative on the Westside/Central Service Council for the term ending June 30, 2019.

Sincerely,

A handwritten signature in blue ink, appearing to read 'E. Garcetti', with a horizontal line extending to the right.

EG:cl



Date: May 12, 2016

To: Gary Spivack
Deputy Executive Officer, Metro

From: Cecilia Estolano
Executive Director, WSCCOG

CC: Eric Geier, Community Relations Manager, Metro
Dolores Ramos, Sr. Administrative Analyst, Metro
Perri Sloane Goodman Transit Program Administrator, City of West Hollywood

Subject: Westside Cities COG Re-Appointment to the Metro Westside/Central Service Council

On May 12, 2016, the Westside Cities Council of Governments (WSCCOG) Board re-appointed Ms. Perri Sloane Goodman to another 3-year term as the WSCCOG representative to the Metro Westside/Central Service Council beginning July 1, 2016 to June 30, 2019. The WSCCOG Board voted unanimously to approve Ms. Goodman's reappointment.

Please accept this reappointment on behalf of the WSCCOG Board. Should you have any questions regarding this matter, please contact the WSCCOG Project Director Winnie Fong at winnie@elpadvisors.com or at (213) 612-4545.



Board Report

File #: 2016-0395, **File Type:** Contract

Agenda Number: 33.

SYSTEM SAFETY, SECURITY AND OPERATIONS COMMITTEE JUNE 16, 2016

SUBJECT: UNIFORM RENTAL SERVICES

ACTION: APPROVE CONTRACT MODIFICATION

RECOMMENDATION

AUTHORIZE the Chief Executive Officer to execute Modification No. 9 to Contract No. OP30002227 for **Uniform Rental Services with Prudential Overall Supply** for the not-to-exceed amount of \$650,000, increasing the total contract not-to-exceed value from \$4,515,029.28 to \$5,165,029.28. This modification also extends the period of performance by nine (9) months, from July 1, 2016, through March 31, 2017.

This contract provides on-going uniform rental services, vehicle seat covers, and laundry services for hand towels and floor mats.

ISSUE

Per the current ATU and TCU Collective Bargaining units' agreements, Metro is required to provide over 2,300 Metro represented employees with up to 11 uniforms per employee, as well as provide laundry services for the uniforms.

To avoid service interruption, continue providing the necessary uniform rental program and services, and allow sufficient time to perform all necessary administrative processes associated with contract closeout and changeover, a contract modification is required to extend the period of performance by nine (9) months, from July 1st, 2016 through March 31, 2017 and increase contract expenditure authority while the new procurement actions are completed. Staff anticipates returning to the Metro Board of Directors with a recommendation for award to the new solicitation during the month of November, 2016.

DISCUSSION

Currently under this Contract, uniform rental services are provided to over 2,300 Metro represented labor employees, as well as providing vehicle seat covers and laundry services for hand towels and floor mats.

The existing uniform rental services Contract No. OP30002227 with Prudential Overall Supply (POS)

will expire on June 30, 2016. At the January 2016 Board meeting, the Board approved and awarded Item #40 for a new contract award with POS to provide uniform rental services for a not-to-exceed amount of \$3,108,087 for a three-year term. As part of their bid, POS made a 0% Small Business Enterprise (SBE) commitment. Although the solicitation originally included two, one year option terms, the contract recommendation only included the base three-year award to demonstrate Metro's commitment to the Small Business Program.

Subsequent to award, POS expressed financial concerns related to their bid considering the elimination of the option years, and requested additional compensation beyond their submitted bid. Staff informed POS that by submitting a bid in response to the IFB, they had agreed to the terms and conditions of the contract including Metro's right not to exercise the option years, which was part of the IFB. POS then informed Metro that they would not be able to execute the contract.

Therefore, Staff is re-procuring for this service while reaching out to uniform suppliers soliciting their feedback to address any questions regarding the previous procurement requirements and updating the solicitation package in an effort to allow an opportunity for small business involvement, increase competition and attract more firms and small businesses to work with Metro.

Staff has been actively working with the current contractor as well as Metro represented employees to ensure timely and improved service delivery. Necessary adjustments have been made through developing new procedures and improving communications among parties involved to address the employees' feedback received;

- Improve the process to obtain new uniforms for Metro newly hired employees and employees new to a classification.
- Ensure the availability of uniforms designed for females.
- Ensure employees transferred from one location to another continue to receive the required uniforms.
- Ensure timely service of uniforms in need of repair or replacement uniforms in lieu of worn-out sets.

Staff distributed the updated procedures for each of the inquiries listed above to all the Division Managers and Assistant Managers. These procedures are to be followed by the employees and their supervisors. Staff continues to proactively work with the contractor and Metro represented employees to further improve service delivery and reliability.

To avoid uniform rental service interruption, a contract modification is required to extend the period of performance and increase contract expenditure authority while the new procurement process is completed.

DETERMINATION OF SAFETY IMPACT

The approval of this item will ensure the supply of uniforms that clearly identify Metro represented labor employees and continue delivering safe, quality, on-time and reliable services system-wide.

FINANCIAL IMPACT

Funding of \$650,000 for this contract is included in the FY17 proposed budget in multiple maintenance cost centers, account - 50215 (F/B Uniforms), projects 306002 (Bus Operations), 300022 (Blue Line Operations), 300033 (Green Line Operations), 300044 (Red Line Operations), 300055 (Gold Line Operations), 301012 (Orange Line Operations), and 300066 (Expo Line).

Impact to Budget

The current year funding for this action will come from the Enterprise operating fund. The source of funds for this procurement will come from Federal, State and local funding sources that are eligible for Bus and Rail Operating or Capital Projects. These funding sources will maximize the use of funds for these activities. This activity is part of Metro's on-going maintenance costs.

ALTERNATIVES CONSIDERED

Staff considered executing a short term contract with a different vendor, in the interim, until the new solicitation processes are completed. This will require several months to close-out the existing contract, setup the short term contract and allow approximately 90 days for the ordering of new uniforms. Staff's assessment indicates this is time consuming and not a cost-effective option for Metro.

Staff further considered purchasing uniforms, hand towels, mats, and vehicle seat covers, along with providing in-house laundry services. This would require the hiring and training of additional personnel, purchase of additional equipment, vehicles, and supplies to support the expanded responsibility. Staff's assessment indicates this is not a cost-effective option for Metro.

NEXT STEPS


Upon Board approval, staff will execute Modification No. 9 with Prudential Overall Supply under the current Contract No. OP30002227 to continue providing uniform rental and laundry program services until the replacement contract begins.

ATTACHMENTS

Attachment A - Procurement Summary
Attachment B - DEOD Summary
Attachment C - Contract Modification/Change Order Log

Prepared by: Brady Branstetter, Director, Facilities Maintenance, (213) 922-6767
Lena Babayan, Facilities Maintenance Manager, (213) 922-6765
Chris Reyes, Transportation Planning Manager III, (213) 922-4808

Reviewed by: James T. Gallagher, Chief Operations Officer, (213) 922-4424
Ivan Page, Interim Executive Director, Vendor/Contract Management, (213) 922-6383



Phillip A. Washington
Chief Executive Officer

PROCUREMENT SUMMARY

UNIFORM RENTAL SERVICES / OP30002227

1.	Contract Number: OP30002227		
2.	Contractor: Prudential Overall Supply		
3.	Mod. Work Description: Additional Funding and Extend the Period of Performance		
4.	Contract Work Description: Uniform Rental Services		
5.	The following data is current as of: May 19, 2016		
6.	Contract Completion Status		Financial Status
	Contract Awarded:	11/19/08	Contract Award Amount: \$2,538,329.00
	Notice to Proceed (NTP):	N/A	Total of Modifications Approved: \$1,976,700.28
	Original Complete Date:	11/30/15	Pending Modifications (including this action): \$650,000.00
	Current Est. Complete Date:	3/31/17	Current Contract Value (with this action): \$5,165,029.28
7.	Contract Administrator: Rommel Hilario		Telephone Number: 213-922-4654
8.	Project Manager: Carlos Martinez		Telephone Number: 213-922-2761

A. Procurement Background

This Board Action is to approve Modification No. 9 to Contract No. OP30002227 for Uniform Rental Services, Firm Fixed Unit Price Contract with Prudential Overall Supply for the not-to-exceed amount of \$650,000, increasing the total not-to-exceed contract value from \$4,515,029.28 to \$5,165,029.28. This Modification also extends the period of performance from June 30, 2016 to March 31, 2017. In addition to providing on-going uniform rental services, the Contract provides laundry services for uniforms, hand towels, and floor mats.

A total of eight Modifications have been executed to date. Refer to Attachment C – Contract Modification/Change Order Log.

The purpose of the Contract Modification is to extend the period of performance to the existing contract which will allow staff sufficient time to issue another procurement for a new contract. A new contract was approved by the Board on January 28, 2016, to award to POS. POS was the only firm who submitted a bid, with a 0% SBE

commitment. As this was a non-federally funded IFB, meeting the SBE goal could not be a condition of award. The contract award recommendation complied with the California code but only included the base three-year term to demonstrate Metro's commitment to the Small Business Program and allow for an earlier re-procurement. POS has refused to sign the contract as a result of the elimination of the option terms. Therefore, staff will issue another solicitation for the reprocurement of uniform services.

B. Cost/Price Analysis

The extension pricing has been determined to be fair and reasonable. The rates offered for the extension are the existing fixed unit rates in the current contract.

	BID AMOUNT	METRO ICE	NEGOTIATED AMOUNT
1	\$650,000	\$650,000	\$650,000

DEOD SUMMARY

UNIFORM RENTAL SERVICES / OP30002227

A. Small Business Participation

The Diversity & Economic Opportunity Department (DEOD) did not recommend a Disadvantaged Business Enterprise Level of Participation (DALP) due to the lack of subcontract opportunities. Prudential Overall Supply did not make a DBE commitment, meeting the DALP was not a condition of award.

B. Project Labor Agreement/Construction Careers Policy

Project Labor Agreement/Construction Careers Policy is not applicable to this contract.

C. Living Wage Service Contract Worker Retention Policy

The Living Wage and Service Contract Worker Retention Policy is not applicable to this modification.

D. Prevailing Wage Applicability

Prevailing wage is not applicable to this modification.

ATTACHMENT C

CONTRACT MODIFICATION/CHANGE ORDER LOG

UNIFORM RENTAL SERVICES/OP30002227

Mod. No.	Description	Date	\$ Amount
1	Revised SOW – Added uniform items	12/17/08	\$0
2	Administrative Change	12/18/08	\$0
3	Revised SOW – Added uniform items	4/14/11	\$144,991
4	Revised SOW – Added uniform items	5/11/11	\$68,497.52
5	Revised SOW – Added uniform items	2/1/13	\$13,033.76
6	Pay Delinquent Invoices	8/30/14	\$120,178
7	Period of Performance Extension	11/14/14	\$850,000
8	Period of Performance Extension	9/17/15	\$780,000
9	Additional Funding and Period of Performance Extension	PENDING	\$650,000
	Modification Total:		\$2,626,700.28
	Original Contract:	11/19/08	\$2,538,329
	Total:		\$5,165,029.28



Metro

Los Angeles County
Metropolitan Transportation
Authority
One Gateway Plaza
3rd Floor Board Room
Los Angeles, CA

Board Report

File #: 2016-0077, **File Type:** Oral Report / Presentation

Agenda Number: 34.

**SYSTEM SAFETY, SECURITY AND OPERATIONS COMMITTEE
JUNE 16, 2016**

Operations Employee of the Month

June Operations Employees of the Month and Special Recognition

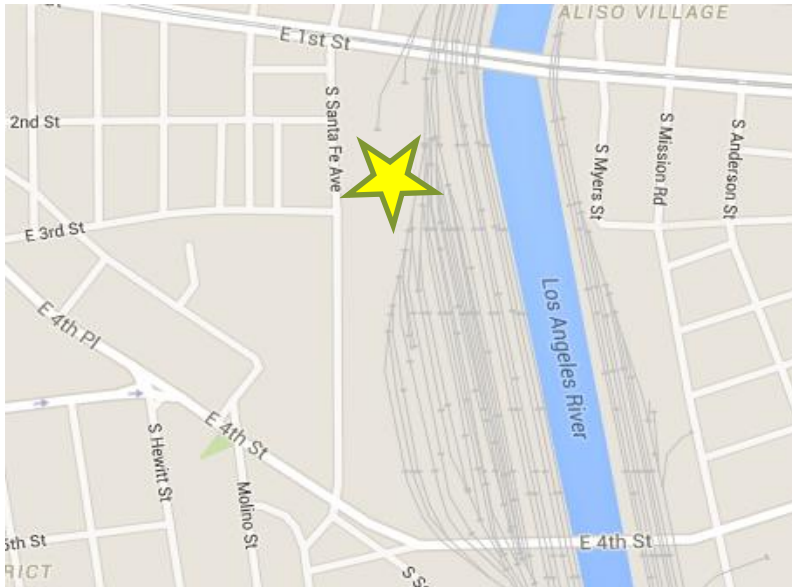


Operations Employees of the Month



Transportation

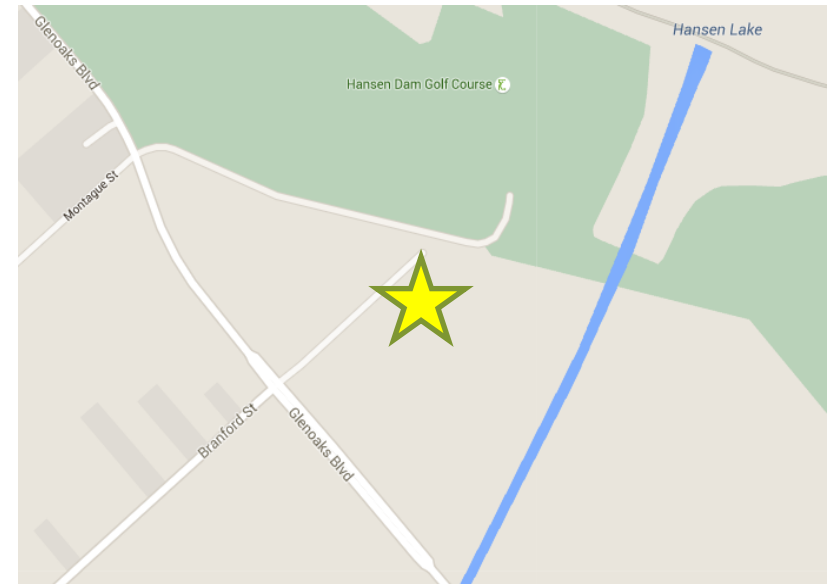
Red Line Train Operator
Angel Gonzalez



Division 20 – Los Angeles

Maintenance

Service Attendant Relief Leader
Everard Perez



Division 15 – Sun Valley

Operations Special Operations Recognition



Special Operations Award

Gene Berwager

For his observation and collaboration with Los Angeles Sheriff Department and Los Angeles Police Department in quickly and safely reporting a passenger who committed an assault on a Metro Bus Operator.



Metro



Metro

Los Angeles County
Metropolitan Transportation
Authority
One Gateway Plaza
3rd Floor Board Room
Los Angeles, CA

Board Report

File #: 2016-0078, **File Type:** Oral Report / Presentation

Agenda Number: 35.

**SYSTEM SAFETY, SECURITY AND OPERATIONS COMMITTEE
JUNE 16, 2016**

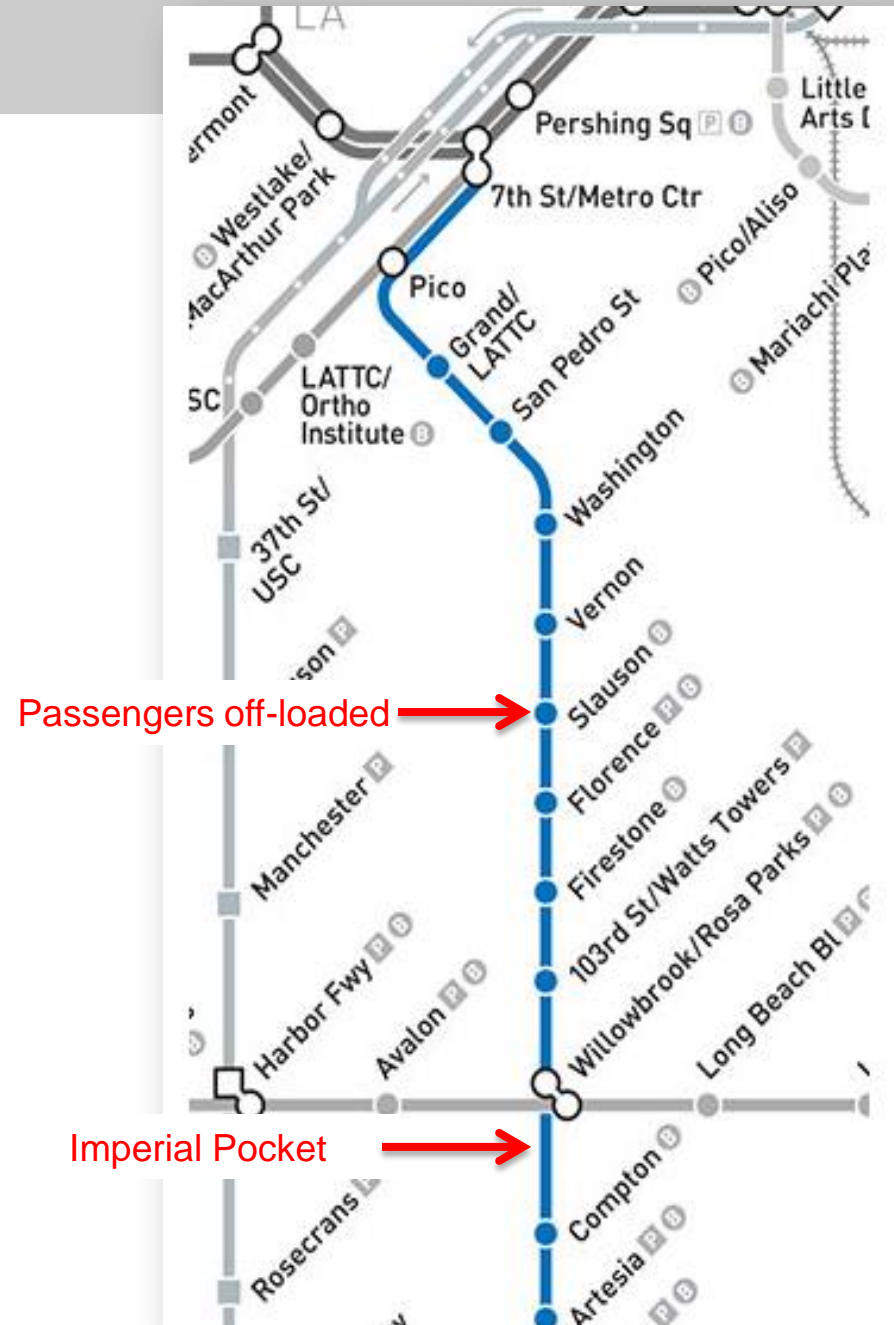
RECEIVE Oral Report on System Safety, Security and Operations.

Blue Line Incident Update June 16, 2016



Description

- At approximately 5:20PM, Train 111 was proceeding southbound with reoccurring propulsion faults.
- Train 111 off-loaded passengers at Slauson station when smoke was detected and ordered to clear the mainline.
- Train 111 reported to have a C-truck fire as it was being relocated into Imperial Pocket.
- Operations, LAFD, RFS, Safety and Wayside responded to incident.
- Note: No patrons were on board Train 111 at the time of the incident.
- No injuries were reported.



Response



LAFD
extinguished the
fire at 6:15PM


Car 245 C-Truck
journal bearing
after the fire



Metro

Initial Actions

- At approximately 3:00 AM the incident train was stored in the Vehicle Shop with no further issues.
- CPUC on scene on Wednesday, June 15, 2016 to do their work



Damaged Journal Bearing
with Gearbox Oil

Initial review of Maintenance Data:


- Last inspection performed on May 17, 2016.
- Change out of C-truck axles on May 24, 2016.
- No other work performed on C-truck for the last 100+ days.



New
Journal
Bearing

Investigation & Analysis

- Damage is contained to the journal bearings, axle and chevron springs.
- Vehicle Engineering is reviewing and correlating maintenance records to determine of cause of failure.
- Wheel and axle set will be disassembled and sent to labs for review and analysis.



Axle and journal bearing sets

Blue Line System Disruptions & Investments Update June 16, 2016



Metro

Rail Incident Recap

During FY15 - FY16:

- 20-26% of systemwide rail incidents were related to electrical issues
- 7-13% of systemwide rail incidents were related to the utility providers (SCE/DWP) experiencing power failures
- 32-40% of Metro Blue Line (MBL) incidents were related to electrical issues

Rail Incidents Recap July 1, 2014 - Present

Fiscal Year	System	# of Incidents	% of Total
FY15	Electrical	25	20.7%
	OCS	6	5.0%
	Other	14	11.6%
	Utility	9	7.4%
FY15 Total		54	44.6%
FY16	Electrical	32	26.4%
	Mechanical	1	0.8%
	OCS	7	5.8%
	Other	11	9.1%
	Utility	16	13.2%
FY16 Total		67	55.4%
Grand Total		121	100.0%

Blue Line Only

Fiscal Year	System	# of Incidents	% of Total
FY15	Electrical	20	32%
	OCS	4	6%
	Other	3	5%
	Utility	1	2%
FY15 Total		28	44%
FY16	Electrical	25	40%
	OCS	4	6%
	Other	3	5%
	Utility	3	5%
FY16 Total		35	56%

MBL Power Outages



MBL power outage causes:

1. Manufacturing and calibration issues related to traction power substations
2. Vulnerability of traction power system utility outages
3. State of Good Repair of traction power underground feeders in Downtown L.A. and in Long Beach



MBL Station Investments

- **Top MBL Electrical Projects:**
 1. **MBL Traction Power Substation (20 substations)**
 2. **MBL Overhead Catenary System Rehabilitation**
 3. **MBL Rail Replacement & Booting**
 4. **MBL Signal System Rehabilitation**
- **MBL FY17 Investment Levels:**
 - Over \$35M
 - Includes State of Good Repair and safety & security projects

