

# **Metro**

*Los Angeles County Metropolitan Transportation Authority  
One Gateway Plaza  
3rd Floor Board Room*



**Metro**

## **Agenda - Final Revised**

**Thursday, February 18, 2016**

**10:15 AM**

**One Gateway Plaza, Los Angeles, CA 90012,  
3rd Floor, Metro Board Room**

### **System Safety, Security and Operations Committee**

*John Fasana, Chair*

*Michael Antonovich, Vice Chair*

*Jacquelyn Dupont-Walker*

*Don Knabe*

*Ara Najarian*

*Carrie Bowen, non-voting member*

*Phillip A. Washington, Chief Executive Officer*

## **METROPOLITAN TRANSPORTATION AUTHORITY BOARD RULES (ALSO APPLIES TO BOARD COMMITTEES)**

### **PUBLIC INPUT**

A member of the public may address the Board on agenda items, before or during the Board or Committee's consideration of the item for one (1) minute per item, or at the discretion of the Chair. A request to address the Board should be submitted in person at the meeting to the Board Secretary. Individuals requesting to speak on more than three (3) agenda items will be allowed to speak up to a maximum of three (3) minutes per meeting. For individuals requiring translation service, time allowed will be doubled.

The public may also address the Board on non-agenda items within the subject matter jurisdiction of the Board during the public comment period, which will be held at the beginning and/or end of each meeting. Each person will be allowed to speak for up to three (3) minutes per meeting and may speak no more than once during the Public Comment period. Speakers will be called according to the order in which the speaker request forms are received. Elected officials, not their staff or deputies, may be called out of order and prior to the Board's consideration of the relevant item.

In accordance with State Law (Brown Act), all matters to be acted on by the MTA Board must be posted at least 72 hours prior to the Board meeting. In case of emergency, or when a subject matter arises subsequent to the posting of the agenda, upon making certain findings, the Board may act on an item that is not on the posted agenda.

**CONDUCT IN THE BOARD ROOM** - The following rules pertain to conduct at Metropolitan Transportation Authority meetings:

**REMOVAL FROM THE BOARD ROOM** The Chair shall order removed from the Board Room any person who commits the following acts with respect to any meeting of the MTA Board:

- a. Disorderly behavior toward the Board or any member of the staff thereof, tending to interrupt the due and orderly course of said meeting.
- b. A breach of the peace, boisterous conduct or violent disturbance, tending to interrupt the due and orderly course of said meeting.
- c. Disobedience of any lawful order of the Chair, which shall include an order to be seated or to refrain from addressing the Board; and
- d. Any other unlawful interference with the due and orderly course of said meeting.

### **INFORMATION RELATING TO AGENDAS AND ACTIONS OF THE BOARD**

Agendas for the Regular MTA Board meetings are prepared by the Board Secretary and are available prior to the meeting in the MTA Records Management Department and on the Internet. Every meeting of the MTA Board of Directors is recorded on CD's and as MP3's and can be made available for a nominal charge.

### **DISCLOSURE OF CONTRIBUTIONS**

The State Political Reform Act (Government Code Section 84308) requires that a party to a proceeding before an agency involving a license, permit, or other entitlement for use, including all contracts (other than competitively bid, labor, or personal employment contracts), shall disclose on the record of the proceeding any contributions in an amount of more than \$250 made within the preceding 12 months by the party, or his or her agent, to any officer of the agency, additionally PUC Code Sec. 130051.20 requires that no member accept a contribution of over ten dollars (\$10) in value or amount from a construction company, engineering firm, consultant, legal firm, or any company, vendor, or business entity that has contracted with the authority in the preceding four years. Persons required to make this disclosure shall do so by filling out a "Disclosure of Contribution" form which is available at the LACMTA Board and Committee Meetings. Failure to comply with this requirement may result in the assessment of civil or criminal penalties.

### **ADA REQUIREMENTS**

Upon request, sign language interpretation, materials in alternative formats and other accommodations are available to the public for MTA-sponsored meetings and events. All requests for reasonable accommodations must be made at least three working days (72 hours) in advance of the scheduled meeting date. Please telephone (213) 922-4600 between 8 a.m. and 5 p.m., Monday through Friday. Our TDD line is (800) 252-9040.

### **LIMITED ENGLISH PROFICIENCY**

A Spanish language interpreter is available at all Board Meetings. Interpreters for Committee meetings and all other languages must be requested 72 hours in advance of the meeting by calling (213) 922-4600 or (323) 466-3876.

### **HELPFUL PHONE NUMBERS**

Copies of Agendas/Record of Board Action/Recordings of Meetings - (213) 922-4880 (Records Management Department)  
General Information/Rules of the Board - (213) 922-4600  
Internet Access to Agendas - [www.metro.net](http://www.metro.net)  
TDD line (800) 252-9040

**NOTE: ACTION MAY BE TAKEN ON ANY ITEM IDENTIFIED ON THE AGENDA**

## CALL TO ORDER

## ROLL CALL

### 34. APPROVE Consent Calendar Items: 35, 36, 37 and 38.

Consent Calendar items are approved by one motion unless held by a Director for discussion and/or separate action.

## CONSENT CALENDAR

35. APPROVE nominees for membership on Metro's Gateway Cities Service Council. [2015-1784](#)  
*Attachments:* [Attachment A - Biographies](#)  
[Attachment B - Nomination Letter 2-18-16](#)
36. RECEIVE AND FILE status report on the Automated Public Toilets (APT's) at El Monte Station, as requested in Motion 69 at the September 2015 Regular Board Meeting. [2015-1511](#)  
*Attachments:* [Attachment A - Motion 69 Automated Public Toilets](#)
37. RECEIVE AND FILE first annual report on the state of Metro's public artworks in response to the Board Motion, Item 44 from the October 2015 System Safety, Security and Operations Committee. [2015-1687](#)  
*Attachments:* [Attachment A - October 2015 Board Directive](#)  
[Attachment B - Metro Public Art Collection Assessment Report](#)
38. RECEIVE AND FILE monthly update on Transit Policing performance. [2016-0050](#)  
*Attachments:* [Attachment A - Transit Policing Division Report December 2015](#)  
[Attachment B - Bus Operator Assault Matrix](#)

## NON-CONSENT

39. Operations Employee of the Month [2015-1749](#)  
*Attachments:* [OPS February Employee of the Month](#)
40. RECEIVE oral report on System Safety, Security and Operations. [2015-1750](#)

41. AUTHORIZE the Chief Executive Officer to execute Contract Modification No. 4 to Contract No. OP33672974, with **Nationwide Environmental Services Inc., for power sweeping services**, to exercise the first one-year option in the amount of \$1,424,850 increasing the total contract value from \$4,275,582 to \$5,700,432 and extending the contract term from June 1, 2016 to May 31, 2017. [2015-1789](#)

Attachments:     [Attachment A - Procurement Summary](#)  
                          [Attachment B - Contract Modification Change Order Log](#)  
                          [Attachment C - DEOD Summary](#)

42. AUTHORIZE the Chief Executive Officer to execute Modification: [2015-1793](#)

- A. No. 1 to Contract No. OP3635700 with **Parkwood Landscape Maintenance Inc. (Parkwood) for graffiti abatement and trash and vegetation removal services for Region 2 - Metro Gold Line extension**, in the not-to-exceed amount of \$2, 270,905, increasing the base contract value from \$12,599,235 to \$14,870,140.
- B. No. 1 to Contract No. OP3569500 with **Woods Maintenance Services, Inc. (Woods) for graffiti abatement and trash and vegetation removal services for Region 3 - Metro Expo Line extension**, in the not-to-exceed amount of \$3,551,658 increasing the base contract value from \$16,863,892 to \$20,415,550.

Attachments:     [Attachment A - Procurement Summary](#)  
                          [Attachment B - Contract Mod](#)  
                          [Attachment C - DEOD Summary](#)  
                          [Attachment D - Map Region 2](#)  
                          [Attachment E - Map Region 3](#)

43. AUTHORIZE the Chief Executive Officer to award a firm fixed unit rate Contract No. OP4056400OP for **Fence Repair and Installation Services for Metro Rail Rights-of-Way, Facilities and Parcel Properties with APW Construction Inc, DBA Ace Fence Co.**, for a not-to-exceed amount of \$1,000,800, for the three-year base period effective April 1, 2016 through March 31, 2019, plus \$343,200 for the first option year, and \$352,800 for the second option year, for a combined total of \$1,696,800. [2015-1778](#)
- Attachments:     [Attachment A - Procurement Summary](#)  
                          [Attachment B - DEOD Summary](#)
44. AUTHORIZE the Chief Executive Officer to award a five-year, firm fixed unit rate contract, PS4269500 to **ISOTECH Pest Management for bus pest control services** in an amount not-to-exceed \$4,961,610, effective April 1, 2016 through March 31, 2021. [2016-0009](#)
- Attachments:     [Attachment A - Procurement Summary](#)  
                          [Attachment B - DEOD Summary](#)
45. AUTHORIZE the Chief Executive Officer to establish life-of-project budgets for the **Bus Midlife Program CP# 203036** in the amount of \$68,669,900; and the **Central Maintenance Bus Engine Replacement Program CP# 203035** in the amount of \$24,690,300. [2016-0010](#)
- Attachments:     [Attachment A - Midlife and Engine Replacement Programs](#)
46. AUTHORIZE: [2016-0041](#)
- A. the Chief Executive Officer to award Contract No. PS4497500 to SmartDrive Systems Inc. in the amount not-to-exceed \$16,556,545 to provide Incident Based Surveillance System (IBSS) services on Metro's bus and rail fleet from April 1, 2016 to March 31, 2021; and
- B. the amendment of the FY16 operating budget by \$660,000 upon authorization of the SmartDrive contract; and
- C. the amendment of the FY16 Adopted Budget to add 2 represented full time equivalents (FTE's).
- Attachments:     [Attachment A - Procurement Summary](#)  
                          [Attachment B - DEOD Summary](#)

## Adjournment

Consideration of items not on the posted agenda, including: items to be presented and (if requested) referred to staff; items to be placed on the agenda for action at a future meeting of the Committee or Board; and/or items requiring immediate action because of an emergency situation or where the need to take immediate action came to the attention of the Committee subsequent to the posting of the agenda.



**Board Report**

**File #:** 2015-1784, **File Type:** Appointment

**Agenda Number:** 35.

**SYSTEM SAFETY, SECURITY AND OPERATIONS COMMITTEE  
FEBRUARY 18, 2016**

**SUBJECT: MEMBERSHIP ON METRO SERVICE COUNCIL**

**ACTION: APPROVE NOMINEES FOR APPOINTMENT TO METRO SERVICE COUNCIL**

**RECOMMENDATION**

**APPROVE nominees for membership on Metro’s Gateway Cities Service Council.**

**ISSUE**

Each Metro Service Council is comprised of nine Representatives that serve a term of three years; terms are staggered so that the terms of three of each Council’s nine members expire annually on June 30. Incumbent Representatives can serve additional terms if re-nominated by the nominating authority and confirmed by the Metro Board.

**DISCUSSION**

Metro seeks to appoint Service Council members reflective of the demographics of each respective region. The 2010 Census demographics of each of the Service Council regions are as follows:

% Sector Total	Hispanic	White	Asian	Black	Other	Total Pop
SGV	50.0%	19.9%	24.9%	3.3%	2.0%	100.0%
SFV	41.0%	42.0%	10.7%	3.4%	2.9%	100.0%
South Bay	42.5%	23.8%	12.0%	18.3%	3.4%	100.0%
Westside/Central	43.5%	30.7%	13.0%	10.0%	2.8%	100.0%
Gateway Cities	63.9%	16.7%	8.5%	8.6%	2.3%	100.0%
Service Area Total	48.5%	26.8%	14.0%	8.2%	2.6%	100.0%

The individuals listed below have been nominated to serve by the Council’s appointing authority. If approved by the Board, these appointments will serve the remainder of the seats’ three-year terms as indicated. A brief listing of qualifications for the new nominees is provided along with the nomination letter from the nominating authority:

- A. Lori Woods, Gateway Cities Service Council, New Appointment  
Nominated by: Gateway Cities Council of Governments  
Term Ending: June 30, 2019

- A. David Armenta, Gateway Cities Service Council, New Appointment  
Nominated by: Gateway Cities Council of Governments  
Term Ending: June 30, 2017
  
- A. Samuel Peña, Gateway Cities Service Council, New Appointment  
Nominated by: Gateway Cities Council of Governments  
Term Ending: June 30, 2017

The demographic makeup of the Gateway Cities Service Council with the appointment of these nominees will consist of four (4) White members, four (4) Hispanic members, and one (1) Black member as self-identified by the members in terms of racial/ethnic identity. The gender breakdown of the Council will be seven (7) men and two (2) women.

### **DETERMINATION OF SAFETY IMPACT**

Maintaining the full complement of representatives on each Service Council to represent each service area is important. As each representative is to be a regular user of public transit, and each Council is composed of people from diverse areas and backgrounds, this enables each Council to better understand the needs of transit consumers including the need for safe operation of transit service and safe location of bus stops.

### **FINANCIAL IMPACT**

There is no financial impact imparted by approving the recommended action.

### **ALTERNATIVES CONSIDERED**

The alternative to approving these appointments would be for these nominees to not be approved for appointment. To do so would result in reduced effectiveness of the Service Council, as it would increase the difficulty of obtaining the quorum necessary to allow the Service Council to formulate and submit their recommendations to the Board. It would also result in the Service Council having less diverse representation of their service area.

### **NEXT STEPS**

Staff will continue to monitor the major contributors to the quality of bus service from the customer's perspective, and share that information with the Service Councils for use in their work to plan, implement, and improve bus service in their areas and the customer experience using our bus service.

### **ATTACHMENTS**

- Attachment A - New Appointees Biographies and Qualifications
- Attachment B - Appointing Authority Nomination Letter



---

Prepared by: Jon Hillmer, Executive Officer of Service Development, Scheduling & Analysis,  
(213) 922-6972

Gary Spivack, Deputy Executive Officer, Metro Service Councils, (213) 922-1241

Reviewed By: James Gallagher, Chief Operations Officer, Executive Office, Transit Operations



---

Phillip A. Washington  
Chief Executive Officer

**NEW APPOINTEES BIOGRAPHIES AND QUALIFICATIONS**

**David W. Armenta, Nominee for Gateway Cities Service Council**



David W. Armenta moved at age 14 to Pico Rivera, where he attended Burke Jr. High School and El Rancho High School in 1968. A graduate of Rio Hondo College, Mr. Armenta also holds a Bachelor's Degree in Business Administration from the University of Redlands and a Master's Degree in Public Law & Contracts from Northrop University Law Center. In 2001, Mr. Armenta founded Armenta & Associates, a municipal consulting company to help local governments, public agencies and private business.

Mr. Armenta was first elected to the Pico Rivera City Council in 2001. In that role, he was appointed to represent the City as a member of the League of California Cities, South East Area Animal Control Authority, Sanitation Districts of Los Angeles County and California Joint Powers Insurance Authority. He has also participated in the development of two transit needs assessments that have yielded two demand response systems (Dial-A-Ride & Dial-A-Cab) services and a fixed route system for the Pico Rivera community.

**Samuel A. Peña, Nominee for Gateway Cities Service Council**



Samuel Peña is currently employed as a Municipal Relationship Manager for Republic Services, a position he has held since 2008. In that role, he works with Area Recycling Manager to develop effective public education methods and collateral materials. He attends community meetings and assists Republic's customer service department as a field account representative, working with service recipients in order to solve service or billing issues that may arise.

Mr. Peña is a former mayor of Maywood, California. Mr. Peña was elected to the Maywood City Council in 1999 and was the city's mayor in 1999-2003 and in 2005-2006. He was also Chair of the Maywood Redevelopment Agency in 2003-2005 and City Clerk from 1993-1999. Mr. Peña holds a Bachelor's degree in Political Science from UCLA, and is a Community Certified Transportation Manager from the National Community Transportation Association of America.

### **Lori Y. Woods, Nominee for Gateway Cities Service Council**



Lori Woods was elected to Signal Hill City Council in March 2013, and is currently serving as the City's Vice Mayor. She also represents the City of Signal Hill as its representative in the California Contract Cities Association, I-710 Project Committee, and the California Joint Powers Insurance Agency. Vice Mayor Woods is a long-time Signal Hill resident. She and her husband, Lance, are raising their four children in Signal Hill. Among her daily activities is running a family-based business in product manufacturing as well as home schooling her children. Ms. Woods is a graduate of Tennessee Temple University, Chattanooga, TN with a degree in Office Administration. She currently holds a California Real Estate Sales License. Her professional work experience includes 5 years with the County of Orange Job Training Partnership Act and 8 years in property management.

APPOINTING AUTHORITY NOMINATION LETTER

SOUTHEAST LOS ANGELES COUNTY



GATEWAY CITIES  
COUNCIL OF GOVERNMENTS

- Artesia
- Avalon
- Bell
- Bellflower
- Bell Gardens
- Cerritos
- Commerce
- Compton
- Cudahy
- Downey
- Hawaiian Gardens
- Huntington Park
- Industry
- La Habra Heights
- La Mirada
- Lakewood
- Long Beach
- Lynwood
- Maywood
- Montebello
- Norwalk
- Paramount
- Pico Rivera
- Santa Fe Springs
- Signal Hill
- South Gate
- Vernon
- Whittier
- County of Los Angeles
- Port of Long Beach

February 3, 2016

Mr. Phillip A. Washington, CEO  
Los Angeles County Metropolitan Transportation Authority  
One Gateway Plaza  
Los Angeles, CA 90012

Dear Mr. Washington:

**Nominees for the Metro Gateway Cities Service Council**

Acting in its capacity as the convening coalition of the Metro Gateway Cities Service Council, the Board of Directors of the Gateway Cities Council of Governments has nominated three Service Council members to fill current the vacant seats, which expire June 2017 and June 2019

At its regularly scheduled meeting of February 3, 2016, the Gateway Cities Council of Governments Board of Directors nominated Mr. Samuel Pena to replace Cynde Soto completing the term ending June 30, 2017. The Board also nominated David Armenta, Mayor, City of Pico Rivera to complete the remaining term ending June 30, 2017, and Lori Woods, Vice Mayor, City of Signal Hill, who will complete the remaining term ending June 30, 2016 and the subsequent term ending June 30, 2019. A copy of the nominee's application is enclosed.

We would appreciate your assistance in agendizing the nominations for confirmation by the MTA Board of Directors at the next regularly scheduled meeting.

Sincerely,

Richard Powers  
Executive Director

Enclosure

cc: Mr. David Hershenson, Metro Community Relations Manager



## Board Report

File #: 2015-1511, File Type: Informational Report

Agenda Number: 36.

---

### SYSTEM SAFETY, SECURITY AND OPERATIONS COMMITTEE FEBRUARY 18, 2016

#### SUBJECT: RESPONSE TO MOTION ON AUTOMATED PUBLIC TOILETS AT EL MONTE STATION

#### ACTION: RECEIVE AND FILE

#### RECOMMENDATION

RECEIVE AND FILE status report on the **Automated Public Toilets (APT's) at El Monte Station**, as requested in Motion 69 at the September 2015 Regular Board Meeting.

#### ISSUE

At the September 2015 meeting, the Board approved Motion 69 by Director Fasana, which asked staff to report back with information regarding the APT's at El Monte Station. The information requested included: a) usage date for the APT's, b) methodologies for monitoring usage and capacity needs, c) feasibility of additional restrooms, d) cost estimates for additional restrooms, and e) timelines for additional installations.

#### DISCUSSION

Metro's new El Monte Station opened for revenue service in October 2012 and serves approximately 30,000 daily riders as the eastern terminus of the Metro Silver Line. As part of the original station construction, an APT consisting of two unisex stalls was installed in the lower concourse area for usage by our customers. The APT unit is a pre-fabricated structure manufactured by Exeloo, is automated for unit self-disinfecting (exclusive of routine daily unit and custodial maintenance), and cost approximately \$400,000 to install. Unit maintenance consists of comprehensive servicing of the unit's internal systems and resupply of paper products. Supplemental custodial maintenance involves additional inspection checks throughout the day.

#### Usage Information

Staff reviewed and analyzed monthly system reports provided by Exeloo, and also conducted 24-hour usage studies performed on three separate days at El Monte Station. The following information was obtained from the automated Exeloo reports:

- The APT's are available 24 hours a day for the 24-hour bus service operated out of the El Monte Station.
- The APT's average approximately 20,000 uses per month, with an average daily usage of approximately 400 uses.
- The majority of APT usage is between 7:00 AM and 8:00 PM, with daytime peaks between 7:00-8:00 AM, 12:00-1:00 PM, and 4:00-5:00 PM.

- The average usage time is just under two minutes.

According to the three separate 24-hour counts of people using the APT's conducted at El Monte Station, our analysis suggests the following:

- The average queue waiting for a restroom between the peak usage time of 7:00 AM to 8:00 PM is 2 people
- In the AM peak (7:00-8:00 AM), the average queue is 1.25 people, and the average wait time in line is 2.3 minutes.
- In the PM peak (4:00-5:00 PM), the average queue is 2.25 people, and the average wait time in line is 2.7 minutes.
- Over three 24-hour days, the peak queue observed was 8 people, which only occurred twice over 72 hours. This suggests that peak queues are not consistent and only occur occasionally.
- Over three 24-hour days, the peak line waiting time was 9 minutes which only occurred once over 72 hours. This again suggests long waits above the average are rare and occur infrequently.

In summary, based on the usage rates observed from the Exeloo automated reporting and the three 24-hour counts conducted by Metro, it appears that the APTs are functioning well and in accordance with our expectations. With average queuing of 2-3 people, wait times of 2-3 minutes, and extremely rare occurrences of longer queues and waits, it would appear that there is no current need to install additional APTs or restrooms at El Monte Station

#### Methodology for Future Monitoring

Staff will continue monitoring the Exeloo reports on a quarterly basis to evaluate average daily and monthly usage, wait times, and peak usage timeframes. Further, staff will conduct physical APT usage counts from 5:00 AM to 8:00 PM once per year. This monitoring and physical counting will ensure that Metro is responsive to conditions at El Monte Station.

#### Feasibility of Additional Restrooms at El Monte Station

At El Monte Station, sewer capacity is available for additional restroom facilities. Metro staff has explored additional options for restrooms as APT's are expensive to install and require approximately \$130,000 per year in maintenance. Other low maintenance options are being reviewed and a different location within the station is also being considered.

Metro staff also explored the potential of adding public restrooms in the currently un-leased retail building at El Monte. Future leasing opportunities will be retail or convenience store in nature, and likely would not include a restaurant-type tenant. Given this, it has been determined that restrooms in the retail buildings would not be cost-effective or desired by Metro or prospective tenants.

#### Cost Estimates

An additional APT unit, such as the one already installed, would cost approximately \$500,000 to install. An additional APT would also require a yearly maintenance commitment of \$130,000 for unit maintenance and approximately \$58,000 for up to 16 supplemental custodial service checks daily. Other options for units would cost approximately \$150,000-\$200,000 and would require similar maintenance commitment and expense.

#### Timelines

Should additional restrooms be required in the future and funding is made available, the restrooms could be procured and installed within approximately one year.

**NEXT STEPS**


Staff will continue to monitor the automated Exeloo reports quarterly and will conduct physical usage counts once per year to further monitor usage of the public restrooms at El Monte Station.

**ATTACHMENTS**

Attachment A - Motion 69: Automated Public Toilets

Prepared by: Timothy Lindholm, Executive Officer, Capital Projects, (213) 922-7297  
Brady Branstetter, Director, Facilities Maintenance, (213) 922-6767  
Chris Reyes, Transportation Planning Manager III, (213) 922-4808

Reviewed by: James T. Gallagher, Chief Operations Officer, (213) 922-4424



---

Phillip A. Washington  
Chief Executive Officer

**Board Report**

---

**File #:**2015-1480, **File Type:**Motion / Motion  
Response

Agenda Number:69.

---

**REGULAR BOARD MEETING  
SEPTEMBER 24, 2015**

**Motion by:**

**FASANA**

September 24, 2015

**Automated Public Toilets**

The new El Monte Station opened for revenue service in October 2012, and services as an iconic, efficient, and sustainable transit station for over 30,000 daily riders. As part of the original station construction, an automated public toilet (APT) consisting of two unisex stalls was installed in the lower concourse area for usage by our customers. It has come to our attention through feedback from constituents that although the APT is performing well and has been well-maintained, the frequency of usage has lead to long lines, reportedly as long as 10 minutes, during the peak morning and evening rush hours.

**MOTION by Fasana** that staff report back to the System Safety, Security and Operations Committee in 60 days with the following information:

- A. Usage data of the current APT system, including the average wait during peak times and the total daily usage;
- B. How to best determine the restroom usage and capacity needs, both near and long term;
- C. The feasibility of adding additional restrooms at the station either via APT's, stand-alone restrooms, retail opportunities, or other ideas;
- D. Cost estimates for addition of additional restrooms and potential locations, and;
- E. Timelines for installing additional restrooms.



**Board Report**

---

**File #:** 2015-1687, **File Type:** Informational Report**Agenda Number:**

---

**SYSTEM SAFETY, SECURITY AND OPERATIONS COMMITTEE  
FEBRUARY 18, 2016****SUBJECT: METRO PUBLIC ART ANNUAL REPORT****ACTION: RECEIVE AND FILE****RECOMMENDATION**

RECEIVE AND FILE **first annual report on the state of Metro's public artworks** in response to the Board Motion, Item 44 from the October 2015 System Safety, Security and Operations Committee.

**ISSUE**

At the October 2015 meeting, the Metro Board directed staff in Board Motion Item 44 (Attachment A) to provide an annual report on the state of Metro's public artworks starting in February 2016. Additionally, staff was directed to: beginning with the FY17 budget, dedicate a reasonable amount of funds towards maintenance and/or restoration of Metro's public artworks, include conservation and/or restoration of existing Metro public artworks in all future line, station, and facility refurbishment projects, budget additional funds as needed for maintenance of new Metro public artworks, such as artwork on the Expo Line Phase 2 and Gold Line Foothill extensions, create a regular maintenance plan for each Metro artwork, develop an action plan to restore artworks that are not functioning as intended, including consideration of using remaining Blue Line Upgrades Project funding for the restoration of artwork altered by that Project. Attachment A contains the October Board directive. This report provides the first annual report and responds to the directed items.

**DISCUSSION**

In October 2015, staff provided an initial inventory and assessment of all artworks in the Metro system, noting those which were known to not be functioning as intended at that time. In November 2015, staff provided a memo to the Board updating the assessment and providing an initial corrective action plan. This will be an evolving effort as artworks are added to the inventory and action plans are implemented. Some artworks are now approaching their 25<sup>th</sup> year and, like other assets in the Metro transit system, are subjected to the wear and tear of time and use, the marine environment and the ultraviolet (UV) sun quotient. Deferred art conservation is becoming increasingly visible and impacting the lifespan of several artworks.

Over the past 14 years, one Metro Art staff person has been responsible for managing the condition

of artworks in the system. During this time, the artworks have aged and more than doubled and the time allocated to monitoring each station's artwork has correspondingly been significantly reduced. The staff person serves as a technical subject expert and manages specialized art refurbishment and conservation contracts as resources allow. Operations staff regularly removes dust, dirt and debris from a number of artworks as part of their station cleaning. However, due to the unique nature and location, the majority of artworks require special attention and care.

### **Annual Report**

Attachment B contains the updated list of artworks in the Metro system as of January 2016 and outlines an action plan for each. Additional artworks will be coming on line later this year with the opening of the Gold Line Foothill and Expo 2 Extensions. This report will be expanded, updated and presented to the Board on an annual basis and includes the station, artist, title, year installed, as well as the current status of the work and proposed action plan.

### **FY17 Budget**

Metro Art is currently resourced with the abovementioned dedicated FTE for art asset management including a limited number of inspections and minor art conservation and repair projects. To address the aging system, staff is evaluating the resources necessary to provide for a more substantive range of conservation and repairs to ensure that artworks do not fall into a state of deterioration or disrepair. Based on this evaluation, staff will submit a reasonable request for resources in the proposed FY17 and future fiscal year budgets to enable as many annual inspections of each of the artworks in the system as resourced, professional conservator reports identifying recommended actions, where necessary, and implementation of a select number of cleaning, repairs and specialized artwork conservation projects each year as budget allows. Attachment B is divided into two parts, Attachment B-1 includes those projects that will be part of the FY17 budget, assuming existing resources continue; and Attachment B-2 shows additional projects that could be addressed should additional resources be approved in the FY17 budget and beyond.

### **Future Facility Refurbishment or Modification Projects**

Recent line, station and facility refurbishment or modification projects have resulted in the unanticipated relocation, alteration or even removal of some artworks. In order to ensure appropriate conservation and/or restoration of existing artworks, Metro staff will work together during early project development and scoping to ensure that the integrity of artworks is addressed.

### **Funding for Gold Line Foothill and Expo 2 Extensions**

With the forthcoming opening of the Gold Line Foothill and Expo 2 Extensions, an additional 14 artworks will be added to the system over the next few months. With the acceptance of these lines, the new artworks will be added to the database over the course of FY17 and resources to ensure the works remain in a state of good repair will be requested in FY18.

### **Regular Conservation Plans for Each Artwork**

Pending allocation of resources in the FY17 budget, regular conservation plans will be developed for artwork as resources permit. This will be a multi-year effort, with the first year including inspection of the work and the development of an action plan, with implementation of the plan budgeted in succeeding years. The completion of the action plan will be contingent upon sufficient annual resources being allocated.

### **Action Plan to Restore Artworks Not Currently Functioning as Intended**

As reported in the November 10, 2015 Board memo, of the 19 artworks identified as not functioning as intended, one has been repaired, three are being refurbished as part of Union Station improvement projects, and artworks that were removed or altered by the Blue Line Improvement Project are in the process of being replaced or renovated. The one remaining non-functioning artwork on the Blue Line, *Unity*, by artist Thomas Eatherton is an inaugural artwork installed in the Metro Rail system 25 years ago, has been submitted for consideration as a new small Capital Project in the FY17 budget. Action plans to restore the remaining nine artworks will be developed in FY17 pending approval of resources.

### **NEXT STEPS**

Staff will continue to work cross-departmentally and apply lessons learned to new corridor construction and refurbishments in order to safeguard the aesthetic integrity and longevity of the system's artworks as cultural and community assets. Durable materials and finishes, as well as artwork locations are key aspects to ensure that artworks function as intended. Staff will manage the implementation of currently resourced conservation refurbishments as outlined in the November 10, 2015 Board memo. As directed by the Board, staff will request a reasonable amount of resources in the FY17 budget and future year budgets to assess, conserve and/or restore artworks in the system to ensure they are kept in a state of good repair.

### **ATTACHMENTS**

Attachment A - October 2015 Board Directive

Attachment B - Metro Public Art Collection Assessment Report


Prepared by: Maya Emsden, Deputy Executive Officer (213) 922-2720

Renee Berlin, Managing Executive Officer (213) 922-3035

Diane Corral-Lopez, Deputy Executive Officer, Operations (213) 922-7676

Reviewed by: James T. Gallagher, Chief Operations Officer, (213) 922-4424

Calvin E. Hollis, Interim Chief Planning Officer, (213) 922-7319



Phillip A. Washington  
Chief Executive Officer

**MOTION BY:**

**DIRECTOR JACQUELYN DUPONT-WALKER, SUPERVISOR SHEILA KUEHL  
AND DIRECTOR JOHN FASANA**

**MTA Operations Committee**

October 15, 2015

**Item 44: MTA Public Art**

MTA's public art is an important part of the customer experience.

Public art that is maintained in a state of good repair reinforces the fact that MTA is caring for its system and cares about the experience of its customers.

Conversely, public art that is not in a state of good repair reinforces a perception that MTA is not caring for its system and does not have regard for the experience of its customers.

The first public art in the MTA system was installed in 1991, nearly 25 years ago. Today, MTA has a total of 152 public artworks across all of its rail lines, Union Station, the Gateway Center complex, Division 9, Division 13, and other locations.

Currently, 19 of MTA's 152 public artworks are not functioning as intended due to various factors, including vandalism, electrical failure, and capital projects.

I, THEREFORE, MOVE that the Board instruct the CEO to:

- A. Provide an annual report on the state of MTA's public artworks.
- B. Beginning with the Fiscal Year 2017 budget, dedicate a reasonable amount of funds towards maintenance and/or restoration of MTA public artworks.
- C. Include conservation and/or restoration of existing MTA public artworks in all future line, station, and facility refurbishment projects.
- D. Budget additional funds as needed for maintenance of new MTA public artworks, such as artwork on the Expo Line Phase 2 and Gold Line Foothill Extension.
- E. Create a regular maintenance plan for each MTA public artwork.

CONTINUED

F. Develop an action plan to restore MTA public artworks that are not functioning as intended, including consideration of using remaining Blue Line Upgrades Project funding for the restoration of artwork altered by the Blue Line Upgrades Project.

G. Report back on all the above during the February 2016 MTA Board cycle.

###

Metro Public Art Collection Assessment Report  
FY17 Work Program Assuming Current Resources

Metro Blue Line					
Station	Artist	Artwork Title / Components	Year Installed	Status	Action Plan
1 Willowbrook / Rosa Parks	Joe Sam	<i>Hide-n-Seek</i> Painted steel sculpture	1993	Pigeon abatement issues as well as recurring delamination of paint at artwork resulting in corrosion.	FY17 Work Program plans will include inspection of artwork elements and the development of a condition and corrective action report, assuming existing resources continue.
2 Grand / LATTC	Mark Lere	<i>Who, What, Where?</i> Etched and paint filled granite tile paving; etched and paint filled concrete	1994	Artwork completely removed during Metro Blue Line Refurbishment Project.	FY17 Work Program plans will include contracting with Artist to replace artwork, using FY16 capital project funds approved on 01/11/16. Scheduled completion FY18.
3 103rd Street / Watts Towers	Roberto Salas	<i>Blue Line Totems in Red</i> Painted steel columns; ceramic tile	1994	Artwork partially removed during Metro Blue Line Refurbishment Project.	FY17 Work Program plans will include contracting with Artist to refurbish and renovate artwork, using FY16 capital project funds approved on 01/11/16. Scheduled completion FY18.
4 5th Street	Jim Isermann	<i>Failed Ideals</i> Stain glass medallions	1995	Artwork partially removed during Metro Blue Line Refurbishment Project.	FY17 Work Program plans will include contracting with fabricator/installer to renovate and replace artwork, using FY16 capital project funds approved on 01/11/16. Scheduled completion FY18.
5 Artesia	Lynn Aldrich	<i>Blue Line Oasis</i> Stainless steel and ceramic sculpture; glass mosaic tile, painted steel wishing well; glass mosaic panels	1996	Minor repairs appear necessary at glass mosaic artwork.	FY17 Work Program plans will include artwork inspection and development of condition and corrective action report and completion of minor repairs, assuming existing resources continue.
6 Washington	Elliot Pinkney	<i>Running for the Blue Line</i> Painted steel panels; painted columns	1997	Artwork paint requires correction due to Metro Blue Line Refurbishment Project.	FY17 Work Program plans will include inspection of artwork elements and the development of a condition and corrective action report, and completion of paint correction, assuming existing resources continue.
7 Willowbrook / Rosa Parks	Judy Baca	<i>Metate Bench</i> GFRC benches with ceramic tile	2008	Artwork inspection required.	FY17 Work Program plans will include inspection of artwork elements, assuming existing resources continue.

Metro Green Line					
Station	Artist	Artwork Title / Components	Year Installed	Status	Action Plan
8 Redondo Beach	Carl Cheng	<i>The Museum of Space Information</i> Painted steel satellite towers and satellite; painted steel TV Monitor cabinets and monitors; painted steel, glass and mixed media windscreens, concrete, glass, stone and stainless steel benches; concrete and resin planet formations; glass and mixed media illuminated diorama; glass, stone and steel inlays; porcelain enamel mural	1995	Structural elements supporting artwork appear in poor condition, damaged, artwork satellite feed not working.	FY17 Work Program plans will include Metro Engineering review and report on artwork supporting structures, an inspection by an arts conservator and the development of a condition and corrective action report, assuming existing resources continue. Pending results of these reports funds will be requested in future years to address action items, if any.
9 Douglas	Renee Petropoulos	<i>Untitled</i> Painted steel medallions; painted steel and galvanized steel tower, painted steel fencing; painted steel and concrete stools and benches; bronze inlays; bronze and painted steel telescopes; anodized aluminum panels; stamped text in concrete; porcelain enamels murals; terrazzo and bronze mural paving; ceramic tiles; glass with laminated imagery	1995	Sculpted artwork medallions appear damaged.	FY17 Work Program plans will include inspection of artwork elements by arts conservator and the development of a condition and corrective action report, assuming existing resources continue. Pending results of this report funds will be requested in future years to address action items, if any.
10 El Segundo	Daniel J. Martinez	<i>For Your Intellectual Entertainment</i> Painted steel and galvanized steel structures, painted steel fencing; painted steel and concrete stools and benches; bronze inlays; bronze and painted steel telescopes; clocks; stamped text in concrete; porcelain enamels murals; terrazzo and bronze mural paving	1995	Artwork electronic element not working.	FY17 Work Program plans will include inspection of artwork elements by arts conservator and the development of a condition and corrective action report, assuming existing resources continue. Pending results of this report funds will be requested in future years to address action items, if any.
11 Hawthorne / Lennox	Mineko Grimmer	<i>Companions</i> Patinated bronze sculptures; black granite benches	1995	Artwork sculpture damaged/etched.	FY17 Work Program plans will include completion of repair, reinstallation and documentation of artwork, assuming existing resources continue.
12 Long Beach Blvd	Sally Weber	<i>Celestial Chance</i> Terra cotta tile mural paving; pigmented concrete and steel paving, painted steel sculptures; perforated steel and acrylic sculpture	1995	Artwork sculpture appears to require paint touch up and minor repairs to paving.	FY17 Work Program plans will include inspection of artwork elements and the development of a condition and corrective action report, assuming existing resources continue.

Metro Red Line						
	Station	Artist	Artwork Title / Components	Year Installed	Status	Action Plan
13	Civic Center / Grand Park	Johnathan Borofsky	<i>I Dreamed I Could Fly</i> Hand painted fiberglass sculpture; audio playback system; spotlights	1993	Artwork requires new audio component.	FY17 Work Program plans will include artwork inspection and development of condition and corrective action report and minor repairs, assuming existing resources continue.
14	Vermont / Beverly	George Stone	<i>Untitled</i> Glass fiber reinforced concrete sculptural rock formations	1999	Artwork inspection required.	FY17 Work Program plans will include inspection of artwork elements, assuming existing resources continue.
15	Hollywood/Highland	Sheila Klein	<i>Underground Girl</i> Painted aluminum fixtures, electrical; aluminum and stainless sculpture	2000	Electronic artwork not working and inaccessible. General (non-art) lighting in area requires resolution.	FY17 Work Program plans will include inspection of artwork elements and recommendations regarding artwork accessibility and lighting conditions, assuming existing resources continue.
16	North Hollywood	Anne Marie Karlsen	<i>Kaleidoscope Dreams</i> Ceramic tile	2000	One artwork mural currently being relocated as a result of underpassage project.	FY17 Work Program plans will include artwork mural relocation and documentation, assuming existing resources continue.
17	Vermont / Beverly	Rotating Artist	<i>Rotating Photo Installations</i> Anodized aluminum, plexiglass, duratrans film	2001	Artwork inspection required.	FY17 Work Program plans will include artwork inspection and replacements/rotation, assuming existing resources continue.
18	Hollywood / Highland	Rotating Artist	<i>Rotating Photo Installations</i> Anodized aluminum, plexiglass, duratrans film	2001	Artwork inspection required.	FY17 Work Program plans will include artwork inspection and replacements/rotation, assuming existing resources continue.
19	Universal City / Studio City	Rotating Artist	<i>Rotating Photo Installations</i> Anodized aluminum, plexiglass, duratrans film	2001	Artwork inspection required.	FY17 Work Program plans will include artwork inspection and replacements/rotation, assuming existing resources continue.
20	7th Street / Metro Center	K. Kobayashi, N. Korten & M. Perlas	<i>Plantings</i> Pigmented concrete benches; cast aluminum, painted steel, gobos and electrical components	2002	Artwork benches were relocated due to Expo Line impacts. Electronics and artwork lighting needs replacement.	FY17 Work Program plans will include replacement of artwork lighting components, assuming existing resources continue.



**Metro Red / Purple Line**

Station	Artist	Artwork Title / Components	Year Installed	Status	Action Plan
21 7th Street / Metro Center	Rotating Artist	<i>Rotating Photo Installations</i> Anodized aluminum, plexiglass, duratrans film	2001	Artwork inspection required.	FY17 Work Program plans will include artwork inspection and replacements/rotation, assuming existing resources continue.

**Metro Purple Line**

Station	Artist	Artwork Title / Components	Year Installed	Status	Action Plan
22 Wilshire / Normandie	Rotating Artist	<i>Rotating Photo Installations</i> Anodized aluminum, plexiglass, duratrans film	2001	Artwork inspection required.	FY17 Work Program plans will include artwork inspection and replacements/rotation, assuming existing resources continue.

**Metro Gold Line**

Station	Artist	Artwork Title / Components	Year Installed	Status	Action Plan
23 Highland Park	Jud Fine	<i>Stone Tree Inverted Post (Bound Water Light)</i> Pigmented illuminated acrylic domes; concrete benches; pigmented glass fiber reinforced concrete and bronze sculpture	2003	GFRC artwork requires sealant.	FY17 Work Program plans will include artwork treatment and sealant, assuming existing resources continue.
24 Lake	Pat Ward Williams	<i>Everyday People</i> Laminated imagery within glass panels	2003	Artwork panel damaged.	FY17 Work Program plans will include completion of repair, reinstallation and documentation of artwork, assuming existing resources continue.
25 Sierra Madre Villa	Beth Thielen	<i>Images of Commonality / Nature and Movement</i> Concrete reliefs; glass mosaic and concrete mural paving; painted steel, acrylic and electrical light box	2003	Artwork electronics no longer functioning.	FY17 Work Program plans will include inspection of artwork elements and the development of a condition and corrective action report, and minor repairs, assuming existing resources continue.

**Metro Silver Line**

Station	Artist	Artwork Title / Components	Year Installed	Status	Action Plan
26 Harbor Gateway Transit Center	Alison Saar	<i>Paraje</i> Stainless steel sculpture	2012	Artwork inspection required.	FY17 Work Program plans will include inspection of artwork elements, assuming existing resources continue.

Metro Facilities					
Station	Artist	Artwork Title / Components	Year Installed	Status	Action Plan
27 Union Station: Gateway Transit Center	May Sun & Richard Wyatt	<i>City of Dreams, River of History</i> Aquarium, glass, plants, fish, water, lighting and electrical components	1995	Artwork requires refurbishment of aquatic life system.	FY17 Work Program plans will include working with Morlin Property Management to refurbish artwork, assuming existing resources continue.

Metro Facilities					
Station	Artist	Artwork Title / Components	Year Installed	Status	Action Plan
28 Union Station: Gateway Transit Center	Roberto Gil de Montes	<i>Paseo Cesar Chavez</i> Ceramic tile benches; ceramic tile fountain	1995	Artwork requires partial refurbishment of pump system, and repair of artwork.	FY17 Work Program plans will include inspection of artwork elements and minor repairs, assuming existing resources continue.
29 Union Station: Gateway Transit Center	P. Shire, E. Flores, R. Gil de Montes	<i>Paseo Cesar Chavez</i> Ceramic tile bench	1995	Artwork requires partial refurbishment of pump system, and repair of artwork.	FY17 Work Program plans will include inspection of artwork elements and minor repairs, assuming existing resources continue.
30 Metro Customer Service Center (former)	Jim Isermann	<i>Untitled (Tilfords)</i> Powder coated aluminum panels	2006	Artwork removed as part of Purple Line Extension. Artwork to be relocated /re-purposed.	FY17 Work Program plans will include researching suitable sites to appropriately relocate artwork, assuming existing resources continue.
31 Division 9 Facility	Raul de la Sota	<i>Forward to the Past</i> Painted honey comb aluminum mural	2007	Artwork inspection required.	FY17 Work Program plans will include inspection of artwork elements, assuming existing resources continue.
32 Union Station Passageway	Rotating Artist	<i>Rotating Photo Installations</i> Anodized aluminum, plexiglass, duratrans film	2001	Artwork inspection required.	FY17 Work Program plans will include artwork inspection and replacements/rotation, assuming existing resources continue.

## Additional FY17 Proposed Work Program with Additional Resources

Metro Blue Line					
Station	Artist	Artwork Title / Components	Year Installed	Status	Action Plan
33 Blue Line Tunnel	Thomas Eatherton	<i>Unity</i> LED light sculpture installations	1991	Electronic artwork requires replacement and renovation.	FY17 Capital Budget has been requested to replace fiber-optic artwork with new, more efficient LED panels. This request has been deferred due to other higher priority needs agencywide.
34 Wardlow	Jacqueline Dreager	<i>Great Gathering Place</i> Fiberglass, bronze and steel sculptures; Concrete and steel stools; Glass medallion with imagery	1992	Fiberglass artwork sculptural element deteriorating.	Request additional FY17 resources to do artwork inspection.
35 7th Street / Metro Center	Joyce Kozloff	<i>The Movies: Fantasies and Spectacles</i> Ceramic tile murals	1993	Artwork inspection required.	Request additional FY17 resources to do artwork inspection.
36 7th Street / Metro Center	Roberto Gil de Montes	<i>Heaven to Earth</i> Ceramic tile murals	1993	Artwork inspection required.	Request additional FY17 resources to do artwork inspection.
37 Pico	Robin Brailsford	<i>Time and Presence</i> Painted steel canopy panels	1993	Artwork inspection required.	Request additional FY17 resources to do artwork inspection.
38 San Pedro Street	Sandra Rowe	<i>Hope, Dream, Path, Focus, Belief</i> Patinated, etched, pigmented waxed bronze panels; stainless steel kinetic sculptures	1993	Artwork inspection required.	Request additional FY17 resources to do artwork inspection.
39 Vernon	Horace Washington	<i>A Tribute to Industry</i> Bronze and powder coated steel stools; galvanized steel benches; stainless steel and painted steel sculpture; ceramic tile	1994	Artwork inspection required.	Request additional FY17 resources to do artwork inspection.
40 Pacific Coast Highway	Joe Lewis	<i>Twelve Principals</i> Ceramic tile medallions	1994	Artwork inspection required.	Request additional FY17 resources to do artwork inspection.
41 Anaheim Street	Terry Braunstein	<i>Local Odysseys</i> Porcelain enamel medallions	1994	Artwork inspection required.	Request additional FY17 resources to do artwork inspection.
42 Slauson	East Los Streetscapers	<i>South Central Suite</i> Porcelain enamel panels; ceramic tile and pigmented concrete and ceramic tile murals	1995	Two artwork panels missing.	Request additional FY17 resources to do artwork inspection and condition report.
43 Compton	Eva Cockcroft	<i>Past, Present and Future</i> Ceramic tile panels; ceramic tile columns	1995	Artwork tile appears damaged.	Request additional FY17 resources to do artwork inspection.

<b>Metro Blue Line</b>					
<b>Station</b>	<b>Artist</b>	<b>Artwork Title / Components</b>	<b>Year Installed</b>	<b>Status</b>	<b>Action Plan</b>
44 1st Street	Paul Tzanetopoulos	<i>Breezy and Delightful</i> Porcelain enamel kinetic medallions	1995	Artwork inspection required.	Request additional FY17 resources to do artwork inspection.
45 Downtown Long Beach	Patrick Mohr	<i>Angel Train</i> Anodized aluminum sculptures	1995	Artwork inspection required.	Request additional FY17 resources to do artwork inspection.
46 Pacific Ave	June Edmonds	<i>We Know Who We Are</i> Glass mosaic medallions	1995	Artwork inspection required.	Request additional FY17 resources to do artwork inspection.
47 Del Amo	Colin Gray	<i>Del Amo Wheel</i> Glass fiber reinforced concrete sculpture	1999	Artwork inspection required.	Request additional FY17 resources to do artwork inspection.
48 Willowbrook / Rosa Parks	Michael Massenburg	<i>Pathways To Freedom</i> Glass mosaic, ceramic tile and concrete benches	2002	Artwork inspection required.	Request additional FY17 resources to do artwork inspection.
49 Firestone	Ricardo Mendoza	<i>The Will to Progress</i> Ceramic tile mural panels	2004	Artwork inspection required.	Request additional FY17 resources to do artwork inspection.
50 Florence	Ricardo Duffy	<i>A Florence Moment</i> Ceramic tile murals	2005	Artwork inspection required.	Request additional FY17 resources to do artwork inspection.
51 Willow	Merge Conceptual Design	<i>Out of Sight</i> Glass canopy with laminated imagery, GFRC bench	2006	Artwork inspection required.	Request additional FY17 resources to do artwork inspection.

<b>Metro Green Line</b>					
<b>Station</b>	<b>Artist</b>	<b>Artwork Title / Components</b>	<b>Year Installed</b>	<b>Status</b>	<b>Action Plan</b>
52 Mariposa	Charles Dickson	<i>Divine Order: the Manifestation of the Soaring Spirit</i> Painted, pigmented concrete benches; ceramic tiles; glass and laminated imagery; terrazzo and bronze mural paving; ceramic tile cutouts; concrete relief mural; ceramic tile columns	1995	Artwork inspection required.	Request additional FY17 resources to do artwork inspection.
53 Aviation / LAX	Richard Turner	<i>Untitled</i> Glass and laminated imagery; terrazzo and bronze mural paving; pigmented concrete and steel chairs, tables and benches; painted steel panels	1995	Artwork sculptures require paint touch up, minor cracking at terrazzo artwork paving.	Request additional FY17 resources to do artwork inspection.

<b>Metro Green Line</b>					
<b>Station</b>	<b>Artist</b>	<b>Artwork Title / Components</b>	<b>Year Installed</b>	<b>Status</b>	<b>Action Plan</b>
54 Crenshaw	Buzz Spector	<i>Crenshaw Stories</i> Ceramic tile murals; concrete benches; terra cotta tile paving; concrete impressions	1995	Minor damage at artwork paving.	Request additional FY17 resources to do artwork inspection and condition report.
55 Vermont / Athens	Kim Yasuda	<i>Real Green</i> Ceramic tile murals; terrazzo and bronze mural paving; painted steel and wood benches; wood, painted aluminum and steel sculptural buckets	1995	Minor cracking at artwork terrazzo paving.	Request additional FY17 resources to do artwork inspection and condition report.
56 Harbor Fwy	Steve Appleton	<i>Locus: City Imprints</i> Granite benches; pigmented concrete and steel benches; glass fiber reinforced concrete sculptures; pigmented concrete mural paving	1995	Artwork sculpture vandalized.	Request additional FY17 resources to do artwork inspection and condition report.
57 Avalon	Willie Middlebrook	<i>Portrait of My People #619</i> Porcelain enamel murals	1995	Artwork inspection required.	Request additional FY17 resources to do artwork inspection.
58 Avalon	John Outterbridge	<i>Pyramid</i> Concrete and ceramic tile sculptures; pigmented concrete mural paving	1995	Artwork inspection required.	Request additional FY17 resources to do artwork inspection.
59 Avalon	Stanley C. Wilson	<i>Bridge of Culture</i> Pigmented and ceramic tile benches; ceramic tile mural paving, painted steel panels	1995	Artwork inspection required.	Request additional FY17 resources to do artwork inspection.
60 Lakewood Blvd	Erika Rothenberg	<i>Wall of (Un)Fame</i> Pigmented concrete panels; pigmented concrete benches; pigmented concrete receptacles; painted steel grills; bronze plaque	1995	Artwork requires cleaning. Inspection required.	Request additional FY17 resources to do artwork inspection.
61 Norwalk	Meg Cranston	<i>Suka: Place of Bees</i> Ceramic tile; bronze tile; painted stainless steel sculptures; laminated imagery; painted steel and fiberglass sculptures	1995	Artwork inspection required.	Request additional FY17 resources to do artwork inspection.

<b>Metro Red Line</b>					
<b>Station</b>	<b>Artist</b>	<b>Artwork Title / Components</b>	<b>Year Installed</b>	<b>Status</b>	<b>Action Plan</b>
62 Union Station	Christopher Sproat	<i>Union Chairs</i> Granite benches	1993	Artwork inspection required.	Request additional FY17 resources to do artwork inspection.

Metro Red Line					
Station	Artist	Artwork Title / Components	Year Installed	Status	Action Plan
63 Union Station	Terry Schoonhoven	<i>Traveler</i> Ceramic tile mural	1993	Artwork inspection required.	Request additional FY17 resources to do artwork inspection.
64 Union Station	Cynthia Carlson	<i>LA: City of Angels</i> Hand painted mural with reliefs	1993	Artwork inspection required.	Request additional FY17 resources to do artwork inspection.
65 Pershing Square	Stephen Antonakos	<i>Neons for Pershing Square</i> Neon sculptures	1993	Artwork neon lighting transformers not working.	New neon transformers installed in FY16. Request additional FY17 resources to do artwork inspection.
66 Westlake / MacArthur Park	Therman Statom	<i>Into the Light</i> Glass skylight; acrylic, aluminum, stainless steel and painted steel sculptures; ceramic tile	1993	Artwork inspection required.	Request additional FY17 resources to do artwork inspection.
67 Vermont / Santa Monica	Robert Millar	<i>Untitled</i> Text painted on walls throughout; aluminum and polycarbonate panels; colored lighting	1999	Artwork requires bulb replacement.	Request additional FY17 resources to do artwork inspection and condition report.
68 Vermont / Sunset	Michael Davis	<i>Ecliptic/Illume</i> Copper, porcelain enamel, stainless steel sculptures; lighting; granite and aluminum paving	1999	Artwork requires bulb replacement.	Request additional FY17 resources to do artwork inspection and condition report.
69 Hollywood / Western	May Sun	<i>Untitled</i> Painted aluminum and polycarbonate sculptures; lighting; terrazzo and copper paving murals; etched granite; patinated bronze; ceramic tile throughout	1999	Artwork inspection required.	Request additional FY17 resources to do artwork inspection.
70 Hollywood/Vine	Gilbert "Magu" Lujan	<i>Hooray for Hollywood</i> Painted fiberglass and pigmented concrete benches, hand painted ceramic tiles	1999	Platform sculptural elements damaged and removed.	Request additional FY17 resources for artwork inspection and condition report. Funds will be requested in future years to procure a Conservator to develop corrective action plan.
71 Universal City/Studio City	Margaret Garcia	<i>Tree of Califas</i> Carved ceramic tile; stainless steel, painted steel and granite benches; laminated imagery	2000	Artwork inspection required.	Request additional FY17 resources to do artwork inspection.
72 Vermont / Santa Monica	George Legrady	<i>Kinetic Flow</i> Porcelain enamel mural	2006	Artwork inspection required.	Request additional FY17 resources to do artwork inspection.
73 Westlake / MacArthur Park	Sonia Romero	<i>MacArthur Park, Urban Oasis</i> Hand carved porcelain mosaic panels	2010	Artwork inspection required.	Request additional FY17 resources to do artwork inspection.

<b>Metro Red Line</b>					
<b>Station</b>	<b>Artist</b>	<b>Artwork Title / Components</b>	<b>Year Installed</b>	<b>Status</b>	<b>Action Plan</b>
74 Vermont / Beverly	Tyree Guyton	<i>People in Motion</i> Glass mosaic mural	2010	Artwork inspection required.	Request additional FY17 resources to do artwork inspection and condition report.
75 Universal City / Studio City	Stephen Johnson	<i>Untitled</i> Glass mosaic mural	2010	Artwork inspection required.	Request additional FY17 resources to do artwork inspection.

<b>Metro Red / Purple Line</b>					
<b>Station</b>	<b>Artist</b>	<b>Artwork Title / Components</b>	<b>Year Installed</b>	<b>Status</b>	<b>Action Plan</b>
76 Westlake / MacArthur Park	Francisco Letelier	<i>El Sol/La Luna</i> Ceramic tile murals	1993	Artwork inspection required.	Request additional FY17 resources to do artwork inspection.
77 Union Station	Bill Bell	<i>A Train</i> LED light sticks, audio and video components	1995	Artwork inspection required.	Request additional FY17 resources to do artwork inspection and condition report.
78 Wilshire / Vermont	Peter Shire	<i>Los Angeles Seen</i> Painted steel and stainless steel sculptures	1996	Artwork kinetic motorized function not working.	Request additional FY17 resources to do artwork inspection and condition report.
79 Civic Center / Grand Park	Peter Requam	<i>Civic Center Benches</i> Granite benches	2004	Artwork inspection required.	Request additional FY17 resources to do artwork inspection.
80 Civic Center / Grand Park	Samm Kunce	<i>In the Living Rock</i> Glass mosaic and granite murals	2004	Minor etching at granite artwork (vandalism).	Request additional FY17 resources to do artwork inspection and condition report.
81 Wilshire / Vermont	Bob Zoell	<i>No Title</i> Ceramic tile murals	2004	Minor etching at granite artwork (vandalism).	Request additional FY17 resources to do artwork inspection and condition report.
82 Civic Center Station	Faith Ringgold	<i>People Portraits: in Creativity, Performing, Sports &amp; Fashion</i> Glass mosaic panels	2010	Artwork inspection required.	Request additional FY17 resources to do artwork inspection.

<b>Metro Purple Line</b>					
<b>Station</b>	<b>Artist</b>	<b>Artwork Title / Components</b>	<b>Year Installed</b>	<b>Status</b>	<b>Action Plan</b>
83 Wilshire/Normandie	Frank Romero	<i>Festival of Masks Parade</i> Painted aluminum mural	1996	Artwork inspection required.	Request additional FY17 resources to do artwork inspection.

Metro Purple Line					
Station	Artist	Artwork Title / Components	Year Installed	Status	Action Plan
84 Wilshire / Western	Richard Wyatt	<i>People Coming People Going</i> Ceramic tile murals	1996	Artwork inspection required.	Request additional FY17 resources to do artwork inspection.
85 Wilshire / Western	Pae White	<i>The Beppins</i> Pigmented concrete stools; seeded lithocrete paving	2003	Minor damage to artwork seating sculptures (vandalism).	Request additional FY17 resources to do artwork inspection and condition report.

Metro Gold Line					
Station	Artist	Artwork Title / Components	Year Installed	Status	Action Plan
86 Chinatown	Chusien Chang	<i>The Wheels of Change</i> Painted aluminum benches; etched granite, glass and stainless steel compass; bronze bell; etched granite tile pavers	2003	Benches are etched (vandalized), require painting.	Request additional FY17 resources to do artwork inspection and condition report.
87 Lincoln / Cypress	Cheri Gualke	<i>Water Street: River of Dreams</i> Patinated copper, lexan and stainless steel panels; patinated bronze sculpture; stone boulders and seeded glass arroyo; concrete impressions	2003	Artwork inspection required.	Request additional FY17 resources to do artwork inspection.
88 Heritage Square	Roberto L. Delgado	<i>El Quetzalcoatl de Xochicalco and La Gente del Pueblo</i> Ceramic tile paving; carved volcanic stone sculpture with rebar attachments	2003	Artwork sculpture at planters is degrading.	Request additional FY17 resources to do artwork inspection and condition report.
89 Southwest Museum	Teddy Sandoval	<i>Highland Park Gateway</i> Glass fiber reinforced concrete and ceramic tile benches; glass fiber reinforced concrete, aluminum and glass mosaic sculptures; painted steel chairs; glass seeded arroyo paving	2003	Minor separation at GFRC artwork columns.	Request additional FY17 resources to do artwork inspection and condition report.
90 South Pasadena	Michael Stutz	<i>Astride-Aside</i> Patinated bronze, painted steel sculpture; stone pedestals	2003	Artwork inspection required.	Request additional FY17 resources to do artwork inspection.
91 Fillmore	Michael C. McMillen	<i>Geologica 42</i> Patinated bronze sculptures	2003	Artwork inspection required.	Request additional FY17 resources to do artwork inspection.
92 Del Mar	Ries Niemi	<i>Kinetic Energy</i> Stainless steel fencing	2003	Artwork inspection required.	Request additional FY17 resources to do artwork inspection.



Metro Gold Line					
Station	Artist	Artwork Title / Components	Year Installed	Status	Action Plan
93 Memorial Park	John Valadez	<i>The First Artist in Southern California: A Short Story</i> Painted steel sculpture	2003	Artwork inspection required.	Request additional FY17 resources to do artwork inspection.
94 Allen	Michael Amescua	<i>Rider's Dream</i> Stainless steel sculpture; glazed terra cotta paving; painted steel and stainless steel panels	2003	Artwork inspection required.	Request additional FY17 resources to do artwork inspection.
95 Sierra Madre Villa	Tony Gleaton	<i>Untitled</i> Porcelain enamel panels	2003	Artwork inspection required.	Request additional FY17 resources to do artwork inspection.
96 Union Station	Roy Nicholson	<i>Solar Shift: San Bernardino and Santa Monica</i> Glass mosaic murals	2006	Artwork inspection required.	Request additional FY17 resources to do artwork inspection.
97 Atlantic	Adobe LA	<i>Blissful Interiors</i> Painted steel sculpture; GFRC pigmented benches; ceramic tile paving	2009	Artwork requires cleaning and abatement film replacement.	Request additional FY17 resources to do artwork inspection and condition report.
98 East LA Civic Center	Clement Hanami	<i>Through the Looking Glass or Traveling at the Speed of Light (Rail)</i> Painted steel sculpture; pigmented concrete paving	2009	Artwork inspection required.	Request additional FY17 resources to do artwork inspection.
99 Maravilla	Jose Lopez	<i>Maravilla Hearts of Tokens</i> Stainless steel sculptures; aluminum panels	2009	Artwork requires sealant.	Request additional FY17 resources to do artwork inspection and condition report.
100 Indiana	Paul Botello	<i>Syncretic Manifestations</i> Stainless steel panels	2009	Artwork inspection required.	Request additional FY17 resources to do artwork inspection.
101 Soto	Nobuho Nagasawa	<i>Landings</i> Aluminum panels of imagery and text; Glass curtain wall; Stainless steel, acrylic and LED sculpture	2009	Artwork inspection required.	Request additional FY17 resources to do artwork inspection and condition report.
102 Mariachi Plaza	Alejandro de la Loza	<i>El Nino Perdido</i> Cast bronze sculptures; granite panels	2009	Artwork inspection required.	Request additional FY17 resources to do artwork inspection.
103 Pico / Aliso	Rob Nielson	<i>About Place About Face</i> Cast iron sculptures	2009	Artwork requires sealant.	Request additional FY17 resources to do artwork inspection and condition report.
104 Little Tokyo / Arts District	Hirokazu Kosaka	<i>Buffer Zone</i> Granite benches	2009	Minor etching at artwork granite (vandalism).	Station, including artwork, to be fully demolished in 2019.

Metro Orange Line					
Station	Artist	Artwork Title / Components	Year Installed	Status	Action Plan
105 Alignment	Jud Fine	<i>Seven Spots and a Path</i> Alignments landscaping	2005	Artwork inspection required.	Request additional FY17 resources to do artwork inspection and condition report.
106 North Hollywood	Caryl Davis	<i>Dramatic Local</i> Porcelain enamel steel panel; terrazzo mural paving	2005	Abatement film at artwork panel requires replacement, minor cracking at terrazzo artwork paving.	Request additional FY17 resources to do artwork inspection and condition report.
107 Laurel Canyon	Phung Huynh	<i>Lucky California</i> Porcelain enamel steel panels; terrazzo mural paving	2005	Minor etching at artwork panels (vandalism), minor cracking at terrazzo artwork paving.	Request additional FY17 resources to do artwork inspection and condition report.
108 Valley College	Laura London	<i>Former Location/Contemporary Portrait</i> Porcelain enamel steel panels; terrazzo mural paving	2005	Minor etching at artwork panels (vandalism), minor cracking at terrazzo artwork paving.	Request additional FY17 resources to do artwork inspection and condition report.
109 Valley College, Van Nuys, Sepulveda, Balboa, Reseda	Renee Petropoulos	<i>14 Miles</i> Terrazzo benches	2005	Minor cracking / chipping at terrazzo artwork.	Request additional FY17 resources to do artwork inspection and condition report.
110 Woodman	Daniel Marlos	<i>Journey to California</i> Porcelain enamel steel panels; terrazzo mural paving	2005	Minor etching at artwork panels (vandalism), minor cracking at terrazzo artwork paving.	Request additional FY17 resources to do artwork inspection and condition report.
111 Van Nuys	Roxene Rockwell	<i>VAN NUYS, The New Town</i> Porcelain enamel steel panels; terrazzo mural paving	2005	Minor etching at artwork panels (vandalism), minor cracking at terrazzo artwork paving.	Request additional FY17 resources to do artwork inspection and condition report.
112 Sepulveda	Michele Martinez	<i>Todos Vuelven</i> Porcelain enamel steel panels; terrazzo mural paving	2005	Minor etching at artwork panels (vandalism), minor cracking at terrazzo artwork paving.	Request additional FY17 resources to do artwork inspection and condition report.
113 Woodley	John Roloff	<i>Valley Scan</i> Porcelain enamel steel panels; terrazzo mural paving	2005	Minor etching at panels (vandalism), minor cracking at terrazzo paving.	Request additional FY17 resources to do artwork inspection and condition report.
114 Balboa	John O'Brien	<i>OverSite</i> Porcelain enamel steel panels; terrazzo mural paving	2005	Minor etching at artwork panels (vandalism), minor cracking at terrazzo artwork paving.	Request additional FY17 resources to do artwork inspection and condition report.

Metro Orange Line					
Station	Artist	Artwork Title / Components	Year Installed	Status	Action Plan
115 Reseda	Jody Zellen	<i>Now and Then</i> Porcelain enamel steel panels; terrazzo mural paving	2005	Minor etching at artwork panels (vandalism), minor cracking at terrazzo artwork paving.	Request additional FY17 resources to do artwork inspection and condition report.
116 Tampa	Sandow Birk	<i>Tarzan and Tarzana</i> Porcelain enamel steel panels; terrazzo mural paving	2005	Minor etching at artwork panels (vandalism), minor cracking at terrazzo artwork paving.	Request additional FY17 resources to do artwork inspection and condition report.
117 Pierce College	Pat Warner	<i>What We See</i> Porcelain enamel steel panels; terrazzo mural paving	2005	Minor etching at artwork panels (vandalism), minor cracking at terrazzo artwork paving.	Request additional FY17 resources to do artwork inspection and condition report.
118 De Soto	John Divola	<i>Images From Dogs Chasing My Car in the Desert</i> Porcelain enamel steel panels; terrazzo mural paving	2005	Minor etching at artwork panels (vandalism), minor cracking at terrazzo artwork paving.	Request additional FY17 resources to do artwork inspection and condition report.
119 Canoga	Roy Dowell	<i>Consturcted Histories</i> Porcelain enamel steel panels; terrazzo mural paving	2005	Minor etching at artwork panels (vandalism).	Request additional FY17 resources to do artwork inspection and condition report.
120 Canoga	Ken Gonzales-Day	<i>Western Imaginary</i> Porcelain enamel steel panels; stone and glass mosaic mural paving	2012	Minor etching at artwork panels (vandalism).	Request additional FY17 resources to do artwork inspection and condition report.
121 Sherman Way	Margaret Lazzari	<i>Ovensmouth / Canoga Park</i> <i>Porcelain enamel steel panels; stone and glass mosaic mural paving</i>	2012	Minor etching at artwork panels (vandalism).	Request additional FY17 resources to do artwork inspection and condition report.
122 Roscoe	Sam Erenberg	<i>Liquid Light: Flowing Into The Future</i> Porcelain enamel steel panels; stone and glass mosaic mural paving	2012	Minor etching at artwork panels (vandalism).	Request additional FY17 resources to do artwork inspection and condition report.
123 Nordhoff	Anne Marie Karlsen	<i>Strati</i> Porcelain enamel steel panels; stone and glass mosaic mural paving	2012	Minor etching at artwork panels (vandalism).	Request additional FY17 resources to do artwork inspection and condition report.
124 Chatsworth	Lisa Adams	<i>A Glimpse of Stoney Point</i> Porcelain enamel steel panels; stone and glass mosaic mural paving	2012	Minor etching at artwork panels (vandalism).	Request additional FY17 resources to do artwork inspection and condition report.

<b>Metro Silver Line</b>					
<b>Station</b>	<b>Artist</b>	<b>Artwork Title / Components</b>	<b>Year Installed</b>	<b>Status</b>	<b>Action Plan</b>
125 Cal State LA	Merge Conceptual Design	<i>Overcoat - CSULA</i> Painted steel; painted concrete; Ceramic tile	2009	Artwork requires painting.	Request additional FY17 resources to do artwork inspection and condition report.
126 LAC + USC Medical Center	Merge Conceptual Design	<i>Untitled</i> Painted steel; painted concrete; Ceramic tile	2009	Artwork requires painting.	Request additional FY17 resources to do artwork inspection and condition report.
127 El Monte Transit Center	Donald Lipski	<i>Time Piece</i> Stainless steel sculpture; painted steel and electronic sculpture	2012	Artwork inspection required.	Request additional FY17 resources to do artwork inspection.
128 El Monte Transit Center	Eloy Torrez	<i>The Steps We Take</i> Powder coated sublimation murals	2014	Artwork inspection required.	Request additional FY17 resources to do artwork inspection.
129 El Monte Transit Center	Martin Durazo	<i>Vamos Juntos/Juntas</i> Powder coated sublimation murals	2014	Artwork inspection required.	Request additional FY17 resources to do artwork inspection.
130 El Monte Transit Center	Phung Huyn	<i>In The Meadow</i> Powder coated sublimation murals	2014	Artwork inspection required.	Request additional FY17 resources to do artwork inspection.
131 El Monte Transit Center	Vincent Ramos	<i>El Monte Legion Stadium</i> Powder coated sublimation murals	2014	Artwork inspection required.	Request additional FY17 resources to do artwork inspection.

<b>Metro Expo Line</b>					
<b>Station</b>	<b>Artist</b>	<b>Artwork Title / Components</b>	<b>Year Installed</b>	<b>Status</b>	<b>Action Plan</b>
132 LATT / Ortho Institute	Christofer C. Dierdorff	<i>The Intimacy of Place</i> Porcelain enamel steel panels	2012	Failed paint system on Expo 1 station structures may compromise artwork.	Request additional FY17 resources to do artwork inspection. Detailed analysis of station paint system failure impacts may be necessary in future years.
133 Jefferson / USC	Samuel Rodriguez	<i>Urban Dualities</i> Hand-glazed, hand-cut ceramic mosaic panels	2012	Failed paint system on Expo 1 station structures may compromise artwork.	Request additional FY17 resources to do artwork inspection. Detailed analysis of station paint system failure impacts may be necessary in future years.
134 Expo Park / USC	Robbert Flick	<i>On Saturdays</i> Photographic porcelain tile panels	2012	Failed paint system on Expo 1 station structures may compromise artwork.	Request additional FY17 resources to do artwork inspection. Detailed analysis of station paint system failure impacts may be necessary in future years.

<b>Metro Expo Line</b>					
<b>Station</b>	<b>Artist</b>	<b>Artwork Title / Components</b>	<b>Year Installed</b>	<b>Status</b>	<b>Action Plan</b>
135 Expo / Vermont	Jessica Polzin McCoy	<i>Neighborhood Portrait: Reconstructed</i> Hand-glazed, hand-cut ceramic mosaic panels	2012	Failed paint system on Expo 1 station structures may compromise artwork.	Request additional FY17 resources to do artwork inspection. Detailed analysis of station paint system failure impacts may be necessary in future years.
136 Expo / Western	Ronald J. Llanos	<i>Ephemeral Views: A Visual Essay</i> Hand-glazed, hand-cut ceramic mosaic panels	2012	Failed paint system on Expo 1 station structures may compromise artwork.	Request additional FY17 resources to do artwork inspection. Detailed analysis of station paint system failure impacts may be necessary in future years.
137 Expo / Crenshaw	Willie Robert Middlebrook Jr.	<i>Wanderers</i> Glass mosaic panels	2012	Failed paint system on Expo 1 station structures may compromise artwork.	Request additional FY17 resources to do artwork inspection. Detailed analysis of station paint system failure impacts may be necessary in future years.
138 Farmdale	Michael Massenburg	<i>All in a Day</i> Glass mosaic panels	2012	Artwork inspection required.	Request additional FY17 resources to do artwork inspection.
139 Expo / La Brea	Jose Lozano	<i>LA Metro Loteria</i> Commercial tile, ink sublimation panels	2012	Failed paint system on Expo 1 station structures may compromise artwork.	Request additional FY17 resources to do artwork inspection. Detailed analysis of station paint system failure impacts may be necessary in future years.
140 La Cienega / Jefferson	Daniel Gonzales	<i>Engraved in Memory</i> Hand-glazed, hand-cut ceramic porcelain mosaic panels	2012	Failed paint system on Expo 1 station structures may compromise artwork.	Request additional FY17 resources to do artwork inspection. Detailed analysis of station paint system failure impacts may be necessary in future years.
141 Culver City	Tom LaDuke	<i>Unknowable Origins</i> Glass mosaic panels	2012	Failed paint system on Expo 1 station structures may compromise artwork.	Request additional FY17 resources to do artwork inspection. Detailed analysis of station paint system failure impacts may be necessary in future years.

<b>Metro Facilities</b>					
<b>Station</b>	<b>Artist</b>	<b>Artwork Title / Components</b>	<b>Year Installed</b>	<b>Status</b>	<b>Action Plan</b>
142 Union Station: Gateway Transit Center	James Doolin	<i>Los Angeles Circa 1870, 1910, 1950 and after 2000</i> Painted murals	1995	Artwork inspection required.	Request additional FY17 resources to do artwork inspection.
143 Union Station: Gateway Transit Center	Margaret Nielsen	<i>LA Dialogs</i> Painted mural	1995	Artwork inspection required.	Request additional FY17 resources to do artwork inspection.

<b>Metro Facilities</b>						
	<b>Station</b>	<b>Artist</b>	<b>Artwork Title / Components</b>	<b>Year Installed</b>	<b>Status</b>	<b>Action Plan</b>
144	Union Station: Gateway Transit Center	Patrick Nagatani	<i>Epoch</i> Painted mural	1995	Artwork inspection required.	Request additional FY17 resources to do artwork inspection.
145	Union Station: Gateway Transit Center	May Sun	<i>City of Dreams, River of History</i> Pigmented concrete, glass, steel and ceramic tile fountain; stone, patinated bronze paving; ceramic tile benches	1995	Artwork inspection required.	Request additional FY17 resources to do artwork inspection.
146	Union Station: Gateway Transit Center	Richard Wyatt	<i>City of Dreams, River of History</i> Painted mural	1995	Artwork inspection required.	Request additional FY17 resources to do artwork inspection.
147	Union Station: Gateway Transit Center	East Los Streetscapers	<i>La Sombra del Arroyo</i> Painted bronze sculpture; ceramic tile; stone tile	1995	Artwork inspection required.	Request additional FY17 resources to do artwork inspection.
148	Union Station: Gateway Transit Center	Kim Yausda & Noel Korten	<i>ReUnion</i> <i>Stainless steel, glass and copper bus shelters</i>	1995	Artwork inspection required.	Request additional FY17 resources to do artwork inspection.
149	Union Station: Gateway Transit Center	Michael Amescua	<i>Guardians of the Track</i> Painted steel panels; anodized aluminum panels	1995	Artwork sculptures require cleaning and paint touch ups.	Request additional FY17 resources to do artwork inspection and condition report.
150	Union Station: Gateway Transit Center	Peter Shire	<i>Paseo Cesar Chavez</i> Ceramic tile benches	1995	Artwork benches are etched (vandalized).	Request additional FY17 resources to do artwork inspection and condition report.
151	Union Station: Gateway Transit Center	Elsa Flores	<i>Paseo Cesar Chavez</i> Ceramic tile benches	1995	Artwork benches are etched (vandalized).	Request additional FY17 resources to do artwork inspection and condition report.
152	Division 9 Facility	Mark Lere	<i>The Metro Machine</i> Terrazzo mural paving	2007	Artwork inspection required.	Request additional FY17 resources to do artwork inspection.



## Board Report

File #: 2016-0050, File Type: Informational Report

Agenda Number: 38.

### SYSTEM SAFETY, SECURITY AND OPERATIONS COMMITTEE FEBRUARY 18, 2016

**SUBJECT: MONTHLY UPDATE ON TRANSIT POLICING PERFORMANCE**

**ACTION: RECEIVE AND FILE**

#### **RECOMMENDATION**

RECEIVE AND FILE **monthly update on Transit Policing performance.**

#### **ISSUE**

On September 4, 2014, the board requested that staff provide a monthly update on transit policing performance to Systems Safety and Operations Committee. Specifically, the board requested monthly updates on criminal activity, fare enforcement, response time, deployment and perception of safety.

#### **DISCUSSION**

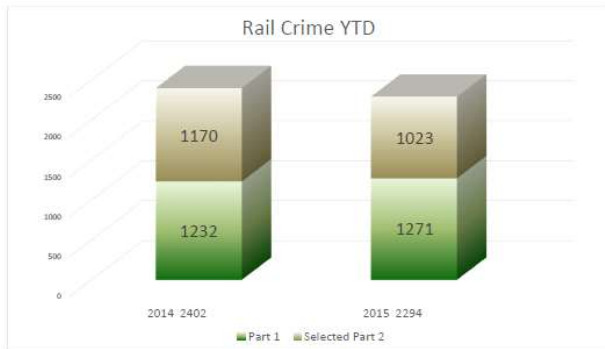
In December 2015, staff continues to be proactive in working with Operations, Los Angeles County Sheriff's Department (LASD), and Communications in addressing perception of safety, criminal activity, fare enforcement, response time, and deployment. Below are the key highlights:

#### **Actions to Improve the Ridership Experience**

- Staff is working with Communications to develop a marketing campaign for the Transit Watch Los Angeles app which includes a Facebook promotion. Staff is continuing to increase presence on the system using new technologies and redeployment of personnel.
- High Visibility
  - Transit Security Officers (TSO) and Los Angeles County Sheriffs have been engaging and interacting with patrons and operators to increase presence and increase the perception of safety on the Metro system.
    - TSO Bus Boarding Activity: The total number of TSO Bus Boardings for the months of December is 2,174. The total number of fare checks is 12,138.
    - LASD Bus Riding Team (BRT): The total number of BRT Bus Rides for the months of December 2015 is 1,102. The total number of fare checks is 53,724.

**Criminal Activity:**

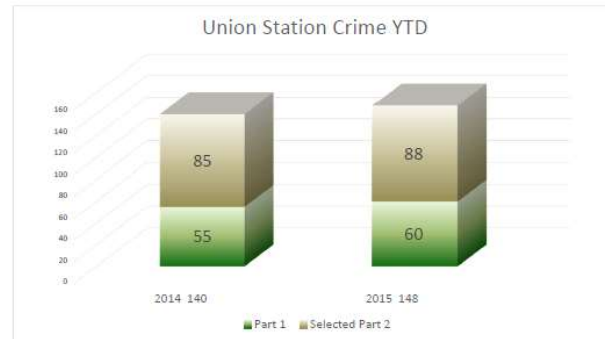
**DECEMBER 2015**



Rail Part 1 Crime UP 3.2% from last year  
 Rail Part 2 Crime DOWN -12.6% from last year  
 Total Rail Crime DOWN -4.5% from last year



Bus Part 1 Crime UP 0.4% from last year  
 Bus Part 2 Crime DOWN -8.3% from last year  
 Total Bus Crime DOWN -4.8% from last year



Union Station Part 1 Crime UP 9.1% from last year  
 Union Station Part 2 Crime UP 3.5% from last year  
 Total Union Station Crime UP 5.7% from last year

**Bus Operator Assaults:**

- Comparing January-December 2014 to January-December 2015, there has been a 18% increase of operator assaults. Of the 167 total operator assaults for January-December 2015, 60% of the Aggravated Assaults, 31.9% of the Non-Aggravated Assaults, 75% of the Robberies, and 40% of the sex crimes have had a suspect taken into custody. The majority of bus operator assaults are fare related followed by no reason and disorderly conduct.
- Attachment B contains the matrix for the suspects who have assaulted Bus Operators that



LASD has been tracking.

- Of the 167 total operator assaults from January-December 2015, there were 20 Aggravated Assaults, 138 Non-Aggravated Assaults, 4 Robberies, and 5 Sex Crimes. Of the 167 assaults, 74 suspects used their hands/feet for the method of assault, followed by 47 suspects spitting, 16 throwing food or liquid, 12 using a weapon, 11 throwing other objects, 2 pepper spray and 5 sexual harassment incidents.
- From January-December 2015, there have been 450,149,732 bus boardings and 167 total operator assaults, equating to 1 bus operator assault per 2.6 million boardings.

### Operator Safety:

- As of January 22, 2016, New Flyer has installed video monitors on over 433 Metro buses, and operator barriers on 288 Metro buses.
- In September 2015, Metro's Board of Directors approved a contract modification to have all New Flyer 5600 and 3850 series buses retrofit with both operator barriers and video monitors. When this retrofit is complete in late 2016, all 900 New Flyer buses ordered under contract OP33202869 will have video monitors and operator barriers installed.

### LASD Success Stories

- **12/08/2015** - An 18 year old woman was assaulted and robbed while riding a northbound Metro Blue Line train between 3:30 and 3:45 PM. The suspect approached the victim and began punching her in the face and body. The crime was captured by the trains' on board video system, and by cell phone taken by a possible co-conspirator who posted the video on social media. In the videos a second, 17 year old female, can also be seen attacking the victim, repeatedly punching and kicking her.

The LASD Transit Policing Division did not receive the report from the victim until the next day. LASD Transit Crime Impact Team #1, and Detectives quickly began their investigation into the crimes. Using various investigative techniques, including combing social media, they were able to not only identify the female suspects, but also a 15 year old juvenile, who is the brother of the 17 year old female attacker. He can be heard on video threatening a patron who was attempting to call the police.

The victim indicated that when the train stopped at the Del Amo Station, she attempted to flee. Then a second assault occurred and more of her property was taken. On Thursday, December 10th, Transit Policing deputies took the two female suspects into custody. Both were charged with violation of 211 PC, Robbery, and 245(a)(4) PC, Assault with a Deadly Weapon likely to produce Great Bodily Injury. The suspect was booked at the Century Regional Detention Facility, and the 17 year old was booked at Los Padrinos Juvenile Hall due to being a minor. The 15 year old brother of the 17 year old female suspect who was heard threatening the Metro patron, was taken into custody on Monday, December 14, 2015 and is being charged with violations of 136.1(b)(1) PC, Attempting to Prevent or Dissuade a Witness from Calling the Police, and 245(a)(4) PC, Assault with a Deadly Weapon likely to produce Great Bodily

Injury. He too was booked at Los Padrinos Juvenile Hall.

- 12/23/2015** - LASD Transit Bureau North Captain Jennifer Bateman was joined by Red Line Sector Lieutenant Michael Mendoza, and several Transit North Bureau Deputies and Security Assistant/Fare Inspectors, to bring a little joy to the children at the Kaiser Permanente Los Angeles Medical Center, Pediatric wards on Wednesday December 23, 2015. Transit Bureau North is one of the LASD bureaus that provides' police services to the Metropolitan Transportation Authority's (Metro) buses, trains, and properties. Many of these families use Metro to get to and from work, school, or their doctors' appointments.

Long time Sheriff's Security Assistant/Fare Inspector Maria Carlin, led the effort to get as many toy donations as possible. Carlin, along with North Bureau Sergeant Mauricio Avola, contacted Kaiser to see if they had a need for the toys that would be donated and collected. Bonnie Lindquist, who coordinates quality of pediatric patient care for Kaiser Permanente Los Angeles, was very receptive due to the large number of children that would have to spend the holidays in the hospital. Support for the toy drive by Transit Bureau North personnel was overwhelming with hundreds of toys and gifts being collected, but how to distribute them? Enter 6'7" Security Assistant/Fare Inspector Jerry Rocha dressed as Santa Claus. The children and their parents lit up as the larger than life Santa would enter their rooms with a believable "Ho-Ho-Ho Merry Christmas". Medical Center staff and Transit Sheriff's personnel alike were visibly moved by the reactions of the children.

**Fare Enforcement:**

- In December 2015, law enforcement performed 615,622 fare checks on the rails and Orange Line. In comparison, law enforcement performed 625,611 fare checks on the rails and Orange Line in December 2014. Based on the monthly targets, in December 2015 law enforcement had a 1% higher saturation rate despite the decline in fares checked compared to December 2014.

DECEMBER	2014			2015			MONTHLY TARGET
	FARES CHECKED	TARGET ATTAINED	RIDERSHIP	FARES CHECKED	TARGET ATTAINED	RIDERSHIP	
	Red/Purple	269,907	123%	4,136,063	226,902	103%	
Blue	86,213	41%	2,275,151	107,505	51%	1,892,297	212,000
Green	95,087	70%	1,075,163	94,054	69%	1,021,509	136,000
Gold	86,507	75%	1,220,228	89,331	77%	1,276,138	116,000
Expo	41,311	46%	841,756	34,829	39%	838,346	90,000
Orange	45,666	50%	683,470	61,257	67%	640,018	92,000
Bus	970		27,461,081	1,744		25,793,688	
<b>Total</b>	<b>625,661</b>			<b>615,622</b>			
SATURATION RATE	6%			7%			

**Response Time:**

- In December 2015, the average response time for "Calls for Service" (Emergency, Priority and

Routine) for all rail lines and buses was 17.2 minutes.

- LASD currently complies with Metro's Performance Metrics requirement of average of 30 minutes for calls for service. The response time for emergency calls was 6.5 minutes for December 2015.

## **ATTACHMENTS**


Attachment A - Transit Policing Division Report December 2015

Attachment B - Matrix of Bus Operator Assault Suspects

Prepared by: Alex Wiggins, EO System Security and Law Enforcement, (213) 922-4433

Reviewed by:

Stephanie Wiggins, Deputy Chief Executive Officer, (213) 922-1023



Phillip A. Washington  
Chief Executive Officer

*LOS ANGELES COUNTY SHERIFF'S DEPARTMENT  
TRANSIT POLICING DIVISION  
RONENE M. ANDA, CHIEF*



# MTA MONTHLY REPORT December 2015

Prepared by the Crime Analysis Unit



*LOS ANGELES COUNTY SHERIFF'S DEPARTMENT  
TRANSIT POLICING DIVISION  
RONENE M. ANDA, CHIEF*

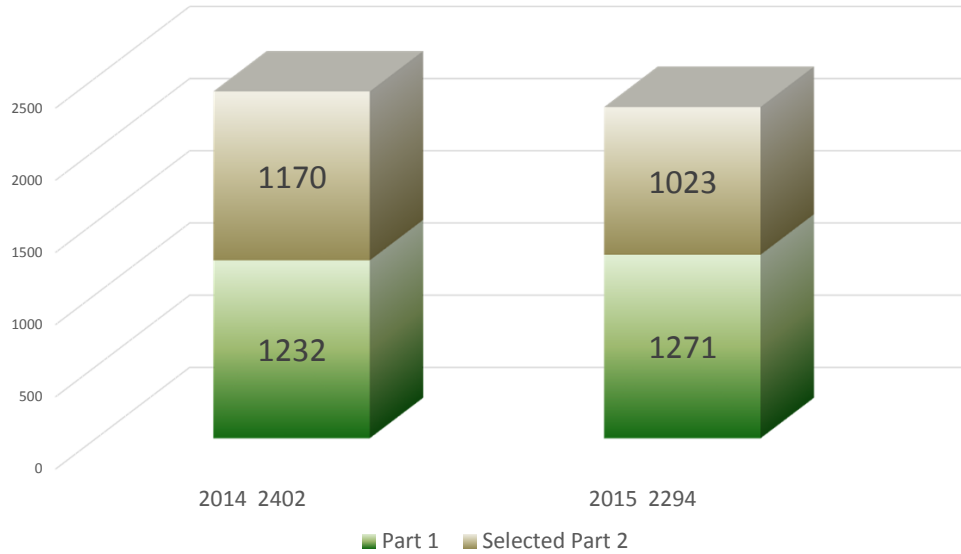
## **TABLE OF CONTENTS**

### **Monthly Statistics**

Summary .....	3
Summary .....	4
Part 1 Crimes by Month - Rail .....	5
Part 1 Crimes by Month - Bus .....	6
Blue Line .....	7
Green Line .....	8
Expo Line .....	9
Red Line .....	10
Gold Line .....	11
Orange Line .....	12
Silver Line .....	13
South Bus .....	14
North Bus .....	15
Union Station .....	16
<b>Reserve Company Services .....</b>	<b>17</b>

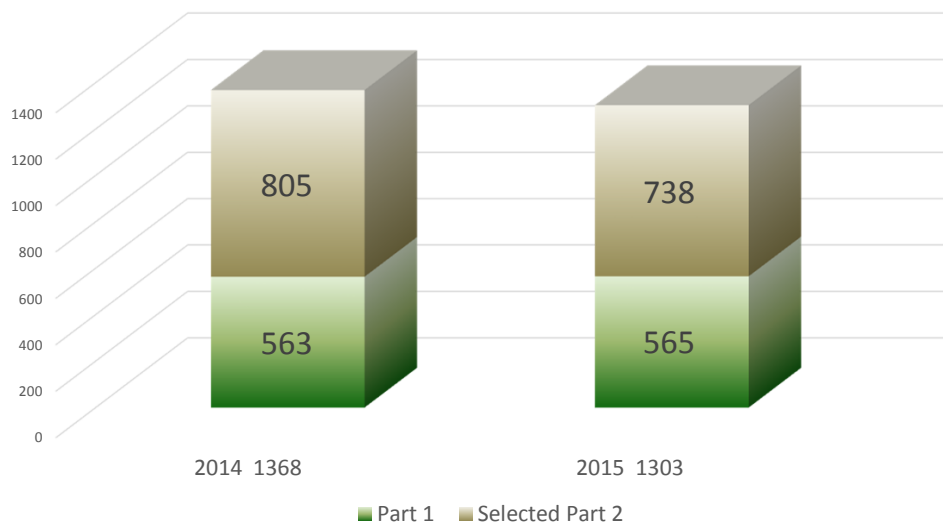
# TRANSIT POLICING DIVISION - 2015

## Rail Crime YTD



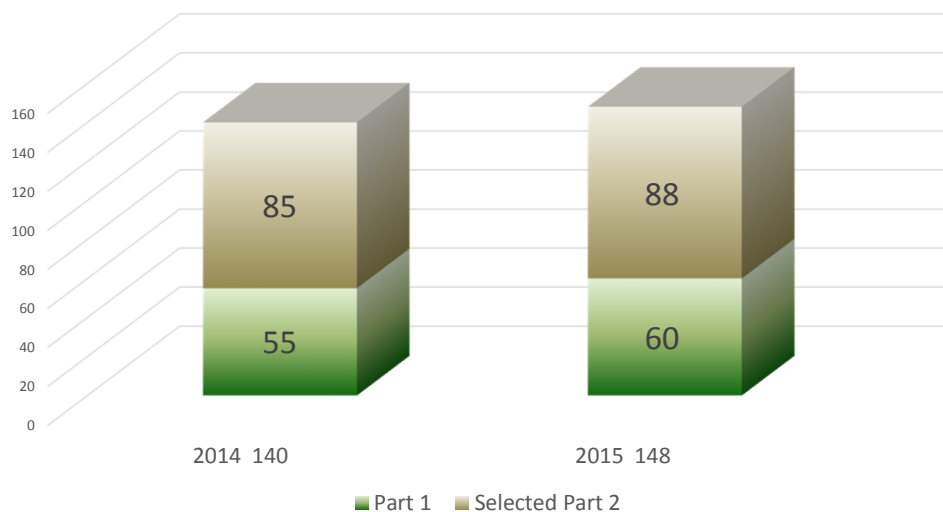
**Rail Part 1 Crime**  
**UP 3.2%**  
**from last year**  
**Rail Part 2 Crime**  
**DOWN -12.6%**  
**from last year**  
**Total Rail Crime**  
**DOWN -4.5%**  
**from last year**

## Bus Crime YTD



**Bus Part 1 Crime**  
**UP 0.4%**  
**from last year**  
**Bus Part 2 Crime**  
**DOWN -8.3%**  
**from last year**  
**Total Bus Crime**  
**DOWN -4.8%**  
**from last year**

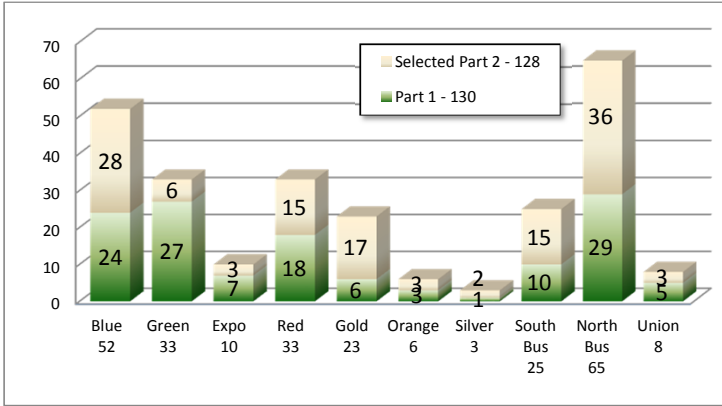
## Union Station Crime YTD



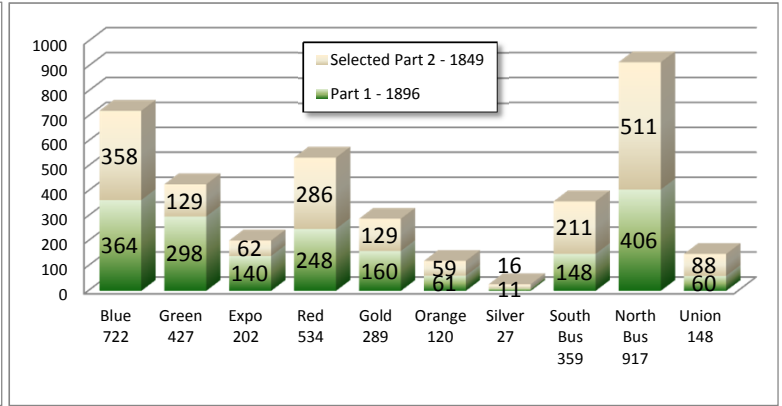
**Union Station Part 1 Crime**  
**UP 9.1%**  
**from last year**  
**Union Station Part 2 Crime**  
**UP 3.5%**  
**from last year**  
**Total Union Station Crime**  
**UP 5.7%**  
**from last year**

# TRANSIT POLICING DIVISION - 2015

Dec Crimes - 258



YTD Crimes - 3745

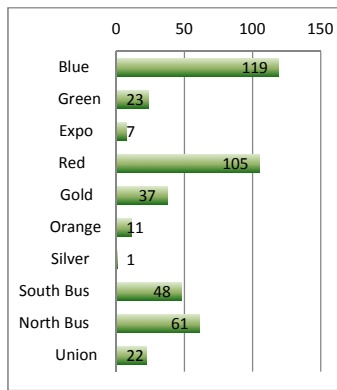


Part 1 Crimes per 1,000,000 Riders

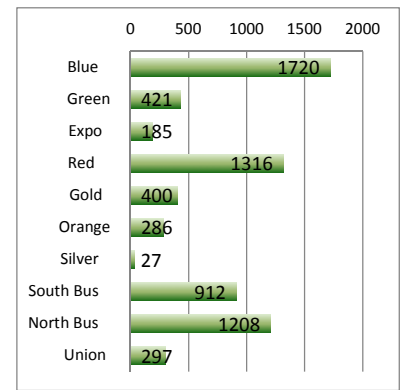
	2015 Jan - Dec	2014 Jan - Dec	2013 Jan - Dec	2012 Jan - Dec
Blue	14.9 ↑	13.4	15.5	14.1
Green	24.7 ↓	25.8	24.3	20.1
Expo	14.3 ↓	15.2	18.9	20.1
Red	5.3 ↑	4.8	4.1	4.0
Gold	11.2 ↑	6.2	6.0	4.3
Orange	7.2 ↓	7.3	7.3	6.0
Silver	2.5 ↓	3.1	2.1	2.7
Bus	1.7 ↑	1.2	1.0	0.9

Arrow indicates an increase or decrease from last year.

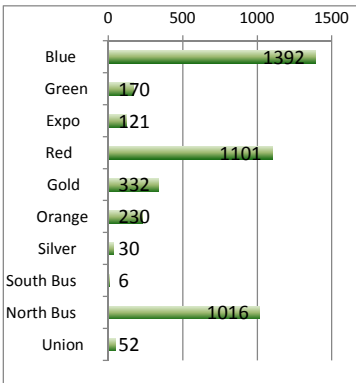
Dec Arrests - 434



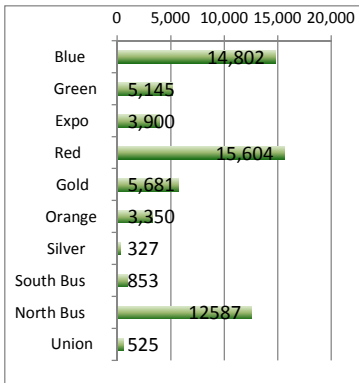
YTD Arrests - 6772



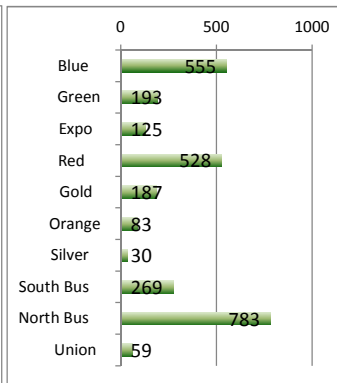
Dec Citations - 4450



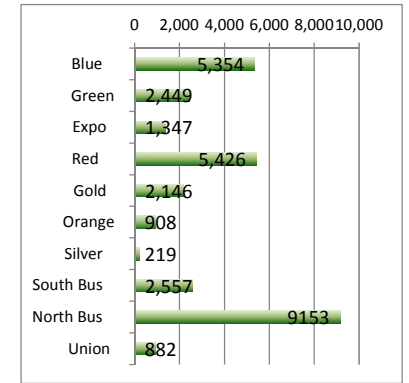
YTD Citations - 62774



Dec Calls For Service - 2812



YTD Calls For Service - 30441



## SATURATION RATE

December	BLUE	GREEN	EXPO	RED	GOLD	ORG	TOTAL
Ridership	1,892,297	1,021,509	838,346	3,932,920	1,276,138	640,018	9,601,228
Contacts	107,505	94,054	34,829	226,902	89,331	61,257	613,878
%Passengers Inspected	5.68%	9.21%	4.15%	5.77%	7.00%	9.57%	6.39%
Boardings	0	0	0	0	0	0	0
Rides	0	0	0	0	0	0	0
Fare Warnings	0	0	0	0	0	0	0

YTD	BLUE	GREEN	EXPO	RED	GOLD	ORG	TOTAL
YTD Ridership	24,457,254	12,058,904	9,788,927	46,491,735	14,267,245	8,422,122	115,486,187
YTD Contacts*	1,213,733	1,361,319	507,998	2,341,941	1,097,231	800,559	7,322,781
%Passengers Inspected	4.96%	11.29%	5.19%	5.04%	7.69%	9.51%	6.34%
Boardings	3,130	3,256	1,899	8,999	5,140	9,321	31,745
Rides	0	0	0	0	0	48	48
Fare Warnings	2,022	998	1,590	3,950	2,454	546	11,560

\* Contacts are calculated by adding MPV checks and citations.

### System-Wide Highlights

Part 1 Crimes have increased by 2% from Jan - Dec 2015 compared to Jan - Dec 2014.

The Green Line and Expo Line had a decrease in part 1 crimes per 1,000,000 riders, while the other rail lines had an increase.

Overall, buses had an increase in part 1 crimes per 1,000,000 riders from the same period last year.

## \*Part 1 Crimes by Month - Rail

Blue Line	Jan	Feb	Mar	Apr	May	Jun	Jul	Aug	Sep	Oct	Nov	Dec	YTD
Homicide	1	0	0	0	0	0	0	0	0	0	0	0	1
Rape	0	0	0	0	0	0	0	0	0	1	0	0	1
Robbery	10	4	6	2	8	8	8	8	8	16	13	11	102
Agg Assault	12	6	5	5	1	18	11	7	2	9	5	5	86
Agg Assault on Op	0	0	0	0	0	0	0	0	0	0	0	0	0
Burglary	0	0	0	0	0	0	0	0	0	0	0	0	0
Grand Theft	10	8	7	6	4	5	9	7	7	5	2	2	72
Petty Theft	3	4	5	2	3	2	5	12	7	1	4	2	50
GTA	2	2	3	1	4	1	3	6	1	1	2	2	28
BTFV	3	2	1	2	1	0	3	1	2	2	0	1	18
Arson	0	0	1	1	0	0	1	0	2	0	0	1	6
Total	41	26	28	19	21	34	40	41	29	35	26	24	364

Green Line	Jan	Feb	Mar	Apr	May	Jun	Jul	Aug	Sep	Oct	Nov	Dec	YTD
Homicide	0	0	0	0	0	0	0	0	0	0	0	0	0
Rape	0	0	0	0	0	0	0	0	0	0	0	0	0
Robbery	6	1	3	2	6	10	7	12	7	8	5	9	76
Agg Assault	3	1	1	1	2	2	6	4	1	2	1	3	27
Agg Assault on Op	0	0	0	0	0	0	0	0	0	0	0	0	0
Burglary	0	0	0	0	0	0	0	0	0	0	0	1	1
Grand Theft	8	1	3	3	6	7	4	5	2	5	5	3	52
Petty Theft	2	5	1	4	4	4	4	3	4	1	3	2	37
GTA	5	0	8	2	7	4	8	8	5	2	5	5	59
BTFV	3	1	8	2	2	2	0	3	11	9	1	4	46
Arson	0	0	0	0	0	0	0	0	0	0	0	0	0
Total	27	9	24	14	27	29	29	35	30	27	20	27	298

Expo Line	Jan	Feb	Mar	Apr	May	Jun	Jul	Aug	Sep	Oct	Nov	Dec	YTD
Homicide	0	0	0	0	0	0	0	0	0	0	0	0	0
Rape	0	0	0	0	0	0	0	0	0	0	0	0	0
Robbery	1	3	2	2	3	1	0	2	0	1	3	2	20
Agg Assault	1	0	0	0	3	1	2	2	1	2	0	0	12
Agg Assault on Op	0	0	0	0	0	0	0	0	0	0	0	0	0
Burglary	0	0	0	0	0	0	0	0	0	0	0	0	0
Grand Theft	3	6	2	2	9	2	3	3	3	2	2	1	38
Petty Theft	4	4	6	7	6	2	4	4	5	2	2	1	47
GTA	1	0	1	0	0	0	1	0	2	0	2	2	9
BTFV	2	1	0	0	0	0	2	0	4	3	1	1	14
Arson	0	0	0	0	0	0	0	0	0	0	0	0	0
Total	12	14	11	11	21	6	12	11	15	10	10	7	140

Red Line	Jan	Feb	Mar	Apr	May	Jun	Jul	Aug	Sep	Oct	Nov	Dec	YTD
Homicide	0	0	0	0	0	0	0	0	0	0	0	0	0
Rape	0	0	0	0	0	0	0	0	0	0	0	1	1
Robbery	4	3	3	2	4	3	5	7	5	5	3	4	48
Agg Assault	3	2	6	11	9	13	5	2	4	2	2	8	67
Agg Assault on Op	0	0	0	0	0	0	0	0	0	0	0	0	0
Burglary	0	0	0	0	0	0	0	1	0	0	0	0	1
Grand Theft	2	2	1	1	4	1	1	2	5	4	8	0	31
Petty Theft	5	10	9	12	4	6	5	11	9	5	11	2	89
GTA	3	0	0	0	0	0	1	1	1	1	1	1	9
BTFV	0	0	0	0	0	0	0	0	0	0	0	2	2
Arson	0	0	0	0	0	0	0	0	0	0	0	0	0
Total	17	17	19	26	21	23	17	24	24	17	25	18	248

Gold Line	Jan	Feb	Mar	Apr	May	Jun	Jul	Aug	Sep	Oct	Nov	Dec	YTD
Homicide	0	0	0	0	0	0	0	1	0	0	0	0	1
Rape	0	0	0	0	0	0	0	0	0	0	1	0	1
Robbery	2	0	3	2	2	1	1	3	4	0	2	1	21
Agg Assault	4	1	2	1	0	6	0	2	2	6	2	0	26
Agg Assault on Op	0	0	0	0	0	0	0	0	0	0	0	0	0
Burglary	0	1	0	0	1	0	0	0	0	0	0	0	2
Grand Theft	2	2	0	2	0	1	3	0	1	0	0	1	12
Petty Theft	2	5	1	4	4	2	6	6	3	4	1	1	39
GTA	2	0	1	0	1	0	1	1	4	1	1	2	14
BTFV	7	2	2	1	3	2	2	6	9	5	4	1	44
Arson	0	0	0	0	0	0	0	0	0	0	0	0	0
Total	19	11	9	10	11	12	13	19	23	16	11	6	160

\* Part 1 Crimes are calculated in accordance with the FBI Uniform Crime Report standards. Homicides, Rapes, and Aggravated Assaults are counted by the number of victims.



## Part 1 Crimes by Month - Bus

Orange Line	Jan	Feb	Mar	Apr	May	Jun	Jul	Aug	Sep	Oct	Nov	Dec	YTD
Homicide	0	0	0	0	0	0	0	0	0	0	0	0	0
Rape	0	0	0	0	0	0	0	0	0	0	0	0	0
Robbery	1	0	1	0	1	0	0	0	0	0	1	0	4
Agg Assault	0	0	4	0	0	1	1	3	1	0	1	0	11
Agg Assault on Op	0	0	0	0	0	0	0	0	0	0	0	0	0
Burglary	0	0	0	0	0	0	0	0	0	0	0	0	0
Grand Theft	0	0	1	3	0	0	1	0	0	1	0	1	7
Petty Theft	2	0	2	7	2	4	3	3	2	3	2	2	32
GTA	1	1	1	0	0	2	0	0	0	1	0	0	6
BTFV	0	0	1	0	0	0	0	0	0	0	0	0	1
Arson	0	0	0	0	0	0	0	0	0	0	0	0	0
<b>Total</b>	<b>4</b>	<b>1</b>	<b>10</b>	<b>10</b>	<b>3</b>	<b>7</b>	<b>5</b>	<b>6</b>	<b>3</b>	<b>5</b>	<b>4</b>	<b>3</b>	<b>61</b>

Silver Line	Jan	Feb	Mar	Apr	May	Jun	Jul	Aug	Sep	Oct	Nov	Dec	YTD
Homicide	0	0	0	0	0	0	0	0	0	0	0	0	0
Rape	0	0	0	0	1	0	0	0	0	0	0	0	1
Robbery	0	0	0	0	0	0	0	0	0	1	0	0	1
Agg Assault	0	0	0	0	1	0	0	0	0	0	0	0	1
Agg Assault on Op	0	0	0	0	0	0	0	0	0	0	0	0	0
Burglary	0	0	1	0	0	0	0	0	0	0	0	0	1
Grand Theft	0	0	0	0	0	0	0	0	0	0	0	1	1
Petty Theft	0	0	1	0	1	0	0	1	0	1	0	0	4
GTA	0	0	0	0	0	0	0	0	0	1	0	0	1
BTFV	0	0	0	0	0	0	1	0	0	0	0	0	1
Arson	0	0	0	0	0	0	0	0	0	0	0	0	0
<b>Total</b>	<b>0</b>	<b>0</b>	<b>2</b>	<b>0</b>	<b>3</b>	<b>0</b>	<b>1</b>	<b>1</b>	<b>0</b>	<b>3</b>	<b>0</b>	<b>1</b>	<b>11</b>

South Bus	Jan	Feb	Mar	Apr	May	Jun	Jul	Aug	Sep	Oct	Nov	Dec	YTD
Homicide	0	0	0	0	0	0	0	0	0	0	0	0	0
Rape	0	0	0	0	0	0	0	0	0	0	0	0	0
Robbery	8	3	2	1	1	2	0	3	2	4	4	5	35
Agg Assault	3	3	1	3	3	0	4	2	1	0	0	2	22
Agg Assault on Op	2	2	0	0	1	2	1	2	2	0	0	0	12
Burglary	1	0	0	0	0	0	0	0	0	1	0	0	2
Grand Theft	4	3	2	1	2	7	4	1	0	4	7	2	37
Petty Theft	1	2	3	2	1	5	1	5	5	2	3	1	31
GTA	0	0	0	0	0	2	0	0	2	0	0	0	4
BTFV	0	0	0	0	0	0	1	3	0	1	0	0	5
Arson	0	0	0	0	0	0	0	0	0	0	0	0	0
<b>Total</b>	<b>19</b>	<b>13</b>	<b>8</b>	<b>7</b>	<b>8</b>	<b>18</b>	<b>11</b>	<b>16</b>	<b>12</b>	<b>12</b>	<b>14</b>	<b>10</b>	<b>148</b>

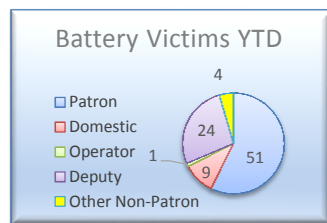
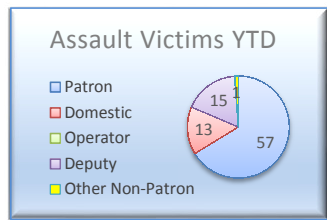
North Bus	Jan	Feb	Mar	Apr	May	Jun	Jul	Aug	Sep	Oct	Nov	Dec	YTD
Homicide	0	0	0	0	0	0	0	0	0	0	1	0	1
Rape	0	0	0	0	0	0	1	0	0	1	0	0	2
Robbery	6	9	7	6	2	12	11	5	7	3	2	6	76
Agg Assault	9	12	6	8	5	5	17	16	10	8	7	6	109
Agg Assault on Op	0	0	1	2	2	3	1	2	2	1	0	3	17
Burglary	0	0	0	1	0	0	0	1	0	0	0	0	2
Grand Theft	4	8	11	7	4	7	2	12	3	9	11	5	83
Petty Theft	5	8	6	7	8	4	13	14	7	11	12	8	103
GTA	1	0	0	2	0	0	0	0	0	1	1	0	5
BTFV	0	1	0	0	0	0	0	1	2	2	1	1	8
Arson	0	0	0	0	0	0	0	0	0	0	0	0	0
<b>Total</b>	<b>25</b>	<b>38</b>	<b>31</b>	<b>33</b>	<b>21</b>	<b>31</b>	<b>45</b>	<b>51</b>	<b>31</b>	<b>36</b>	<b>35</b>	<b>29</b>	<b>406</b>

Union Station	Jan	Feb	Mar	Apr	May	Jun	Jul	Aug	Sep	Oct	Nov	Dec	YTD
Homicide	0	0	0	0	0	0	0	0	0	0	0	0	0
Rape	0	0	0	0	0	0	0	0	0	0	1	0	1
Robbery	0	0	0	0	0	0	0	1	2	0	0	1	4
Agg Assault	3	1	1	4	2	1	1	0	1	0	0	1	15
Agg Assault on Op	0	0	0	0	0	0	0	0	0	0	0	0	0
Burglary	0	0	0	1	0	0	1	0	0	0	0	0	2
Grand Theft	1	0	1	1	0	0	0	1	0	0	0	1	5
Petty Theft	3	2	3	3	2	1	5	0	2	0	2	1	24
GTA	0	0	0	1	0	1	1	0	0	0	0	0	3
BTFV	1	0	0	1	0	0	2	0	1	0	0	1	6
Arson	0	0	0	0	0	0	0	0	0	0	0	0	0
<b>Total</b>	<b>8</b>	<b>3</b>	<b>5</b>	<b>11</b>	<b>4</b>	<b>3</b>	<b>10</b>	<b>2</b>	<b>6</b>	<b>0</b>	<b>3</b>	<b>5</b>	<b>60</b>

Total	Jan	Feb	Mar	Apr	May	Jun	Jul	Aug	Sep	Oct	Nov	Dec	YTD
Homicide	1	0	0	0	0	0	0	1	0	0	1	0	3
Rape	0	0	0	0	1	0	1	0	0	2	2	1	7
Robbery	38	23	27	17	27	37	32	41	35	38	33	39	387
Agg Assault	38	26	26	33	26	47	47	38	23	29	18	25	376
Agg Assault on Op	2	2	1	2	3	5	2	4	4	1	0	3	29
Burglary	1	1	1	2	1	0	1	2	0	1	0	1	11
Grand Theft	34	30	28	26	29	30	27	31	21	30	35	17	338
Petty Theft	27	40	37	48	35	30	46	59	44	30	40	20	456
GTA	15	3	14	6	12	10	15	16	15	8	12	12	138
BTFV	16	7	12	6	6	4	11	14	29	22	7	11	145
Arson	0	0	1	1	0	0	1	0	2	0	0	1	6
<b>Total</b>	<b>172</b>	<b>132</b>	<b>147</b>	<b>141</b>	<b>140</b>	<b>163</b>	<b>183</b>	<b>206</b>	<b>173</b>	<b>161</b>	<b>148</b>	<b>130</b>	<b>1896</b>

# BLUE LINE

REPORTED CRIME		
PART 1 CRIMES	Dec	YTD
Homicide	0	1
Rape	0	1
Robbery	11	102
Agg Assault	5	86
Agg Assault on Op	0	0
Burglary	0	0
Grand Theft	2	72
Petty Theft	2	50
Motor Vehicle Theft	2	28
Burg/Theft From Vehicle	1	18
Arson	1	6
<b>SUB-TOTAL</b>	<b>24</b>	<b>364</b>
Selected Part 2 Crimes		
Battery	7	89
Battery Rail Operator	0	0
Sex Offenses	0	14
Weapons	1	26
Narcotics	9	103
Trespassing	3	66
Vandalism	8	60
<b>SUB-TOTAL</b>	<b>28</b>	<b>358</b>
<b>TOTAL</b>	<b>52</b>	<b>722</b>



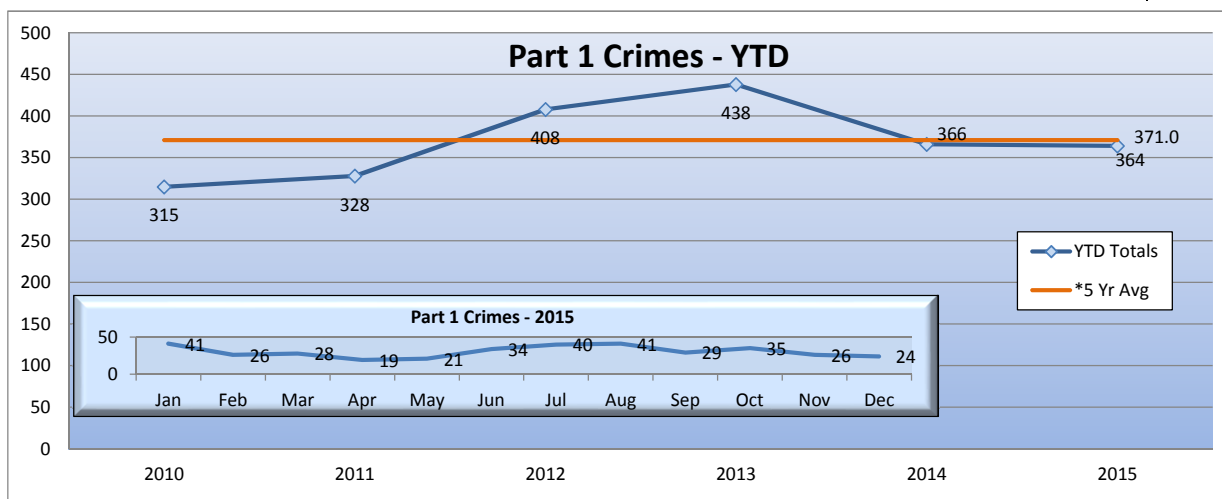
Part 1 Crimes per Station		
Station	Dec	YTD
7th/Metro	0	10
Pico	1	7
Grand	0	12
San Pedro	0	8
Washington	0	7
Vernon	1	9
Slauson	2	18
Florence	2	27
Firestone	5	26
103rd St	2	23
Willowbrook	1	46
Compton	2	25
Artesia	2	32
Del Amo	3	32
Wardlow	0	5
Willow	0	31
PCH	2	13
Anaheim	0	10
5th St	0	3
1st St	0	2
Transit Mall	0	10
Pacific	0	6
Rail Yard	1	2
<b>Total</b>	<b>24</b>	<b>364</b>

ARRESTS		
Type	Dec	YTD
Felony	29	343
Misdemeanor	90	1,377
<b>TOTAL</b>	<b>119</b>	<b>1,720</b>

CITATIONS		
Type	Dec	YTD
Fare Evasion Citations	1,019	10,654
Other Citations	151	1,288
Vehicle Code Citations	222	2,860
<b>TOTAL</b>	<b>1,392</b>	<b>14,802</b>

CALLS FOR SERVICE				
TYPE	Dec		YTD	
	Total	Avg	Total	Avg
Emergency	40	4.9	368	4.7
Priority	292	11.5	2,515	12.2
Routine	223	27.8	2,471	23.0
<b>Total</b>	<b>555</b>	<b>17.6</b>	<b>5,354</b>	<b>16.6</b>

FARE ENFORCEMENT		
	Dec	YTD
Ridership	1,892,297	24,457,254
Contacts	107,505	1,213,733
% of Patrons Inspected	5.68	4.96
Boardings	0	3,130
Ride	0	0
Fare Warning	0	2,022



**Blue Line Highlights**

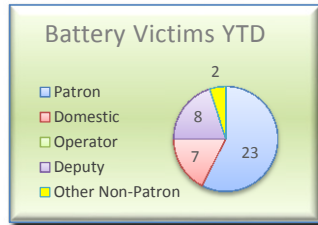
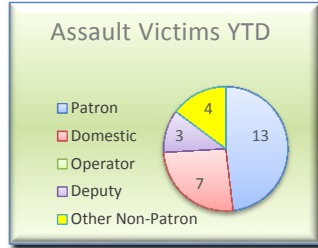
The Blue Line had 2 less part 1 crimes, which is a 1% decrease from the same period last year.

Part 1 crimes per 1,000,000 riders were up from the same period last year.

\*5 yr average is based on the average of part 1 crimes from 2010 - 2014.

# GREEN LINE

REPORTED CRIME		
PART 1 CRIMES	Dec	YTD
Homicide	0	0
Rape	0	0
Robbery	9	76
Agg Assault	3	27
Agg Assault on Op	0	0
Burglary	1	1
Grand Theft	3	52
Petty Theft	2	37
Motor Vehicle Theft	5	59
Burg/Theft From Vehicle	4	46
Arson	0	0
<b>SUB-TOTAL</b>	<b>27</b>	<b>298</b>
Selected Part 2 Crimes		
Battery	0	40
Battery Rail Operator	0	0
Sex Offenses	0	7
Weapons	0	6
Narcotics	1	32
Trespassing	1	13
Vandalism	4	31
<b>SUB-TOTAL</b>	<b>6</b>	<b>129</b>
<b>TOTAL</b>	<b>33</b>	<b>427</b>



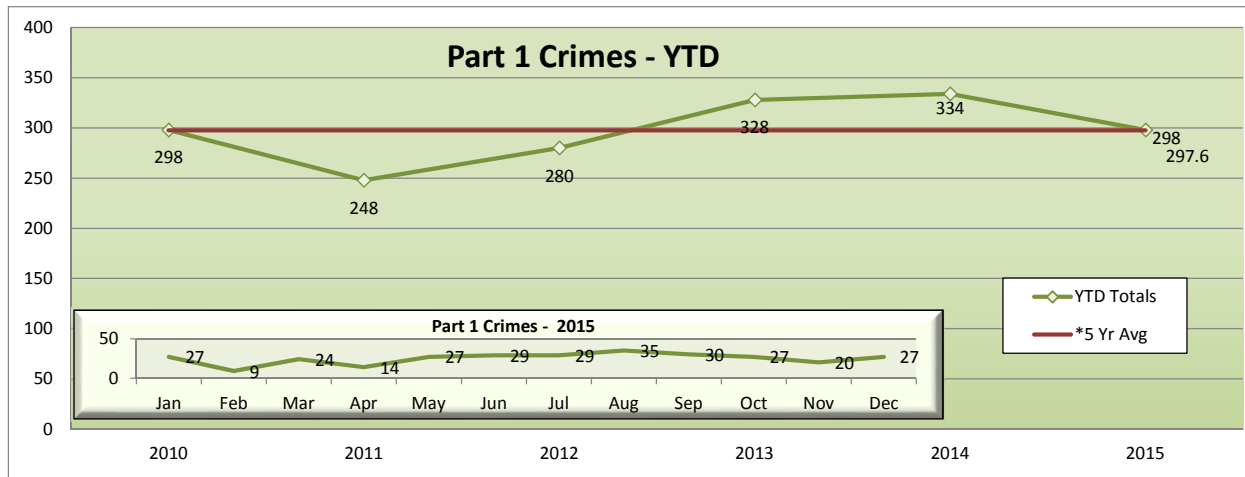
Part 1 Crimes per Station		
Station	Dec	YTD
Redondo Beach	0	3
Douglas	0	3
El Segundo	1	2
Mariposa	0	2
Aviation	1	31
Hawthorne	5	23
Crenshaw	0	25
Vermont	0	16
Harbor	1	31
Avalon	6	31
Willowbrook	4	40
Long Beach	6	35
Lakewood	2	36
Norwalk	1	20
<b>Total</b>	<b>27</b>	<b>298</b>

ARRESTS		
Type	Dec	YTD
Felony	7	118
Misdemeanor	16	303
<b>TOTAL</b>	<b>23</b>	<b>421</b>

CITATIONS		
Type	Dec	YTD
Fare Evasion Citations	91	3,727
Other Citations	21	484
Vehicle Code Citations	58	934
<b>TOTAL</b>	<b>170</b>	<b>5,145</b>

CALLS FOR SERVICE				
TYPE	Dec		YTD	
	Total	Avg	Total	Avg
Emergency	12	7.3	127	5.3
Priority	95	12.6	926	13.1
Routine	86	20.9	1396	21.4
<b>Total</b>	<b>193</b>	<b>16.0</b>	<b>2449</b>	<b>17.4</b>

FARE ENFORCEMENT		
	Dec	YTD
Ridership	1,021,509	12,058,904
Contacts	94,054	1,361,319
% of Patrons Inspected	9.21	11.29
Boardings	0	3,256
Ride	0	0
Fare Warning	0	998



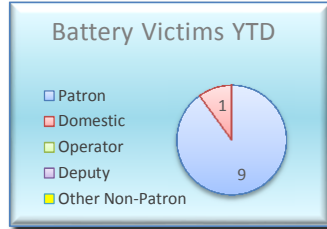
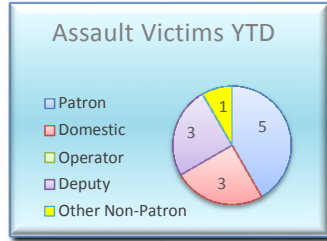
**Green Line Highlights**  
The Green Line had 36 less part 1 crimes, which is a 11% decrease from the same period last year.  
Part 1 crimes per 1,000,000 riders were down from the same period last year.

\*5 yr average is based on the average of part 1 crimes from 2010 - 2014.

# EXPO LINE

## REPORTED CRIME

PART 1 CRIMES	Dec	YTD
Homicide	0	0
Rape	0	0
Robbery	2	20
Agg Assault	0	12
Agg Assault on Op	0	0
Burglary	0	0
Grand Theft	1	38
Petty Theft	1	47
Motor Vehicle Theft	2	9
Burg/Theft From Vehicle	1	14
Arson	0	0
<b>SUB-TOTAL</b>	<b>7</b>	<b>140</b>
<b>Selected Part 2 Crimes</b>		
Battery	0	10
Battery Rail Operator	0	0
Sex Offenses	0	3
Weapons	1	6
Narcotics	1	6
Trespassing	1	8
Vandalism	0	29
<b>SUB-TOTAL</b>	<b>3</b>	<b>62</b>
<b>TOTAL</b>	<b>10</b>	<b>202</b>



## Part 1 Crimes per Station

Station	Dec	YTD
7th/Metro	0	1
Pico	0	0
23rd St	1	6
Jefferson/USC	0	4
Expo/USC	0	3
Expo/Vermont	0	4
Expo/Western	0	11
Expo/Crenshaw	2	12
Farmdale	1	6
La Brea	0	8
La Cienega	1	27
Culver City	2	58
<b>Total</b>	<b>7</b>	<b>140</b>

## ARRESTS

Type	Dec	YTD
Felony	1	44
Misdemeanor	6	141
<b>TOTAL</b>	<b>7</b>	<b>185</b>

## CITATIONS

Type	Dec	YTD
Fare Evasion Citations	75	2,007
Other Citations	17	201
Vehicle Code Citations	29	1,692
<b>TOTAL</b>	<b>121</b>	<b>3,900</b>

## CALLS FOR SERVICE

TYPE	Dec		YTD	
	Total	Avg	Total	Avg
Emergency	3	5.3	55	5.4
Priority	61	15.1	547	13.4
Routine	61	22.0	745	22.7
<b>Total</b>	<b>125</b>	<b>18.2</b>	<b>1347</b>	<b>18.2</b>

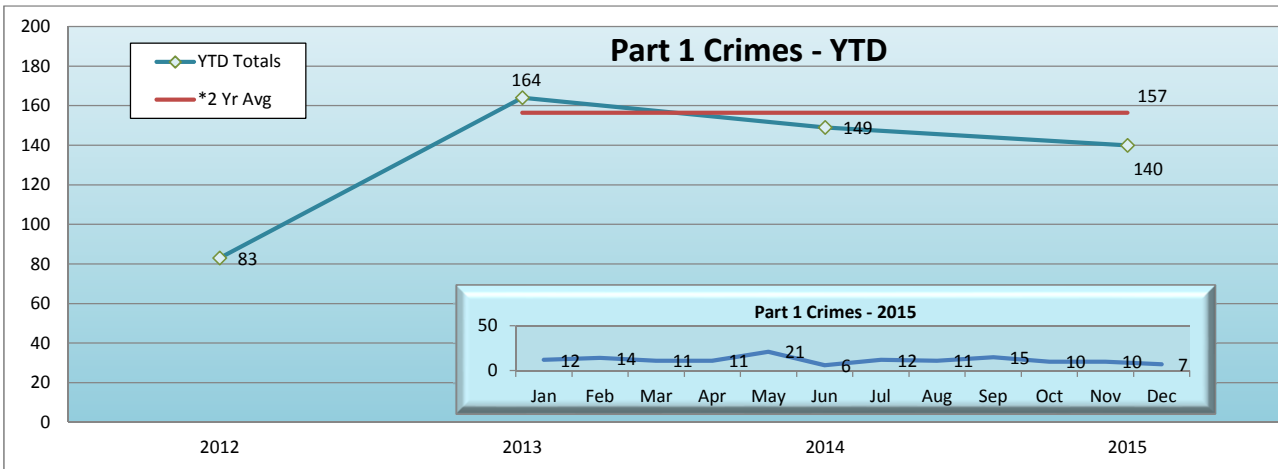
## FARE ENFORCEMENT

	Dec	YTD
Ridership	838,346	9,788,927
Contacts	34,829	507,998
% of Patrons Inspected	4.15	5.19
Boardings	0	1,899
Ride	0	0
Fare Warning	0	1,590

### Expo Line Highlights

The Expo Line had 10 less part 1 crime, which is a 7% decrease from the same period last year.

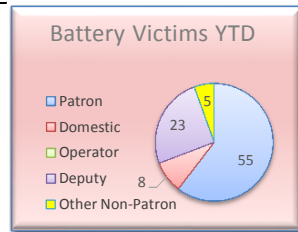
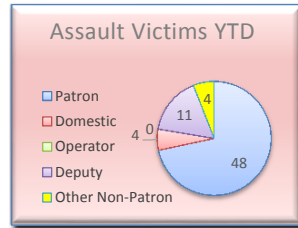
Part 1 crimes per 1,000,000 riders were up from the same period last year.



\*Expo line opened in April 2012, so a 2 yr average from 2013 - 2014 is calculated.

# RED LINE

REPORTED CRIME		
PART 1 CRIMES	Dec	YTD
Homicide	0	0
Rape	1	1
Robbery	4	48
Agg Assault	8	67
Agg Assault on Op	0	0
Burglary	0	1
Grand Theft	0	31
Petty Theft	2	89
Motor Vehicle Theft	1	9
Burg/Theft From Vehicle	2	2
Arson	0	0
<b>SUB-TOTAL</b>	<b>18</b>	<b>248</b>
Selected Part 2 Crimes		
Battery	5	91
Battery Rail Operator	0	0
Sex Offenses	3	29
Weapons	0	12
Narcotics	3	82
Trespassing	3	37
Vandalism	1	35
<b>SUB-TOTAL</b>	<b>15</b>	<b>286</b>
<b>TOTAL</b>	<b>33</b>	<b>534</b>



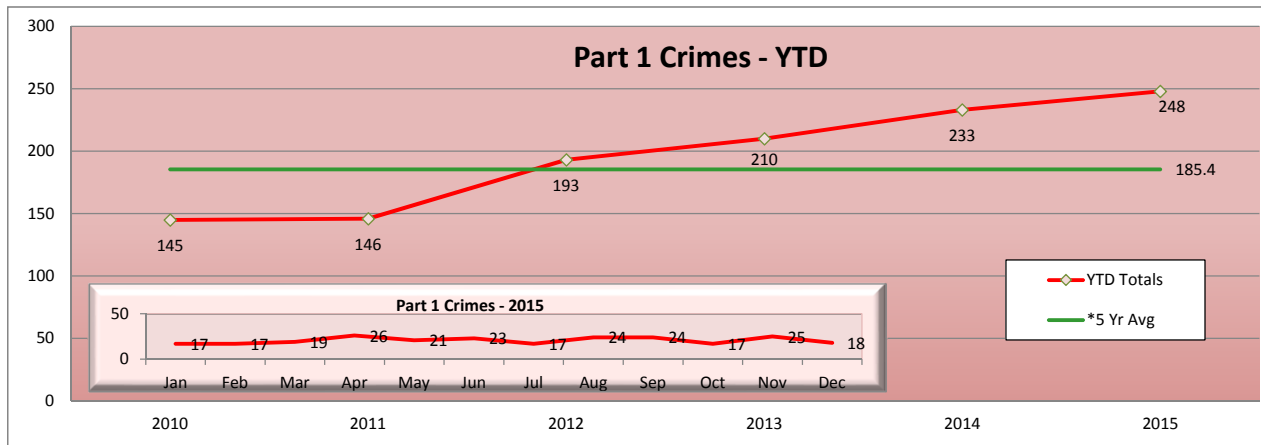
Part 1 Crimes per Station		
Station	Dec	YTD
Union Station	0	17
Civic Center	1	4
Pershing Square	1	19
7th/Metro	5	16
Westlake	2	27
Wilshire/Vermont	0	23
Wilshire/Normandie	0	2
Vermont/Beverly	0	1
Wilshire/Western	0	5
Vermont/Santa Monica	1	11
Vermont/Sunset	1	12
Hollywood/Western	0	9
Hollywood/Vine	2	13
Hollywood/Highland	0	24
Universal	2	19
North Hollywood	3	43
Red Line Rail Yard	0	3
<b>Total</b>	<b>18</b>	<b>248</b>

ARRESTS		
Type	Dec	YTD
Felony	18	249
Misdemeanor	87	1067
<b>TOTAL</b>	<b>105</b>	<b>1316</b>

CITATIONS		
Type	Dec	YTD
Fare Evasion Citations	798	11,515
Other Citations	112	1,440
Vehicle Code Citations	191	2,649
<b>TOTAL</b>	<b>1,101</b>	<b>15,604</b>

CALLS FOR SERVICE				
TYPE	Dec		YTD	
	Total	Avg	Total	Avg
Emergency	24	5.6	208	5.7
Priority	303	14.6	2532	14.4
Routine	201	24.0	2686	24.2
<b>Total</b>	<b>528</b>	<b>17.8</b>	<b>5426</b>	<b>18.9</b>

FARE ENFORCEMENT		
	Dec	YTD
Ridership	3,932,920	46,491,735
Contacts	226,902	2,341,941
% of Patrons Inspected	5.77	5.04
Boardings	0	8,999
Ride	0	0
Fare Warning	0	3,950



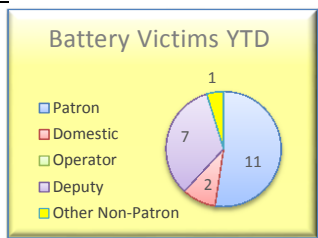
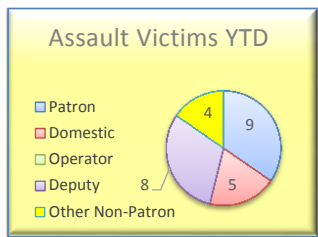
**RED Line Highlights**  
The Red Line had 15 more part 1 crimes which is a 6% increase from the same period last year.  
Part 1 crimes per 1,000,000 riders were up from the same period last year.

\*5 yr average is based on the average of part 1 crimes from 2010 - 2014.

# GOLD LINE

## REPORTED CRIME

PART 1 CRIMES	Dec	YTD
Homicide	0	1
Rape	0	1
Robbery	1	21
Agg Assault	0	26
Agg Assault on Op	0	0
Burglary	0	2
Grand Theft	1	12
Petty Theft	1	39
Motor Vehicle Theft	2	14
Burg/Theft From Vehicle	1	44
Arson	0	0
<b>SUB-TOTAL</b>	<b>6</b>	<b>160</b>
<b>Selected Part 2 Crimes</b>		
Battery	1	21
Battery Rail Operator	0	0
Sex Offenses	0	5
Weapons	0	6
Narcotics	2	28
Trespassing	9	18
Vandalism	5	51
<b>SUB-TOTAL</b>	<b>17</b>	<b>129</b>
<b>TOTAL</b>	<b>23</b>	<b>289</b>



## Part 1 Crimes per Station

Station	Dec	YTD
Sierra Madre	1	35
Allen	0	5
Lake	0	2
Memorial Park	0	3
Del Mar	0	5
Fillmore	0	2
South Pasadena	0	7
Highland Park	0	13
SW Museum	0	1
Heritage Square	1	13
Lincoln Heights	1	12
Chinatown	0	1
Union Station	1	17
Little Tokyo	0	4
Pico	0	2
Mariachi	0	3
Soto	0	7
Indiana	0	15
Maravilla	0	0
East La	0	0
Atlantic	2	13
<b>Total</b>	<b>6</b>	<b>160</b>

## ARRESTS

Type	Dec	YTD
Felony	5	63
Misdemeanor	32	337
<b>TOTAL</b>	<b>37</b>	<b>400</b>

## CITATIONS

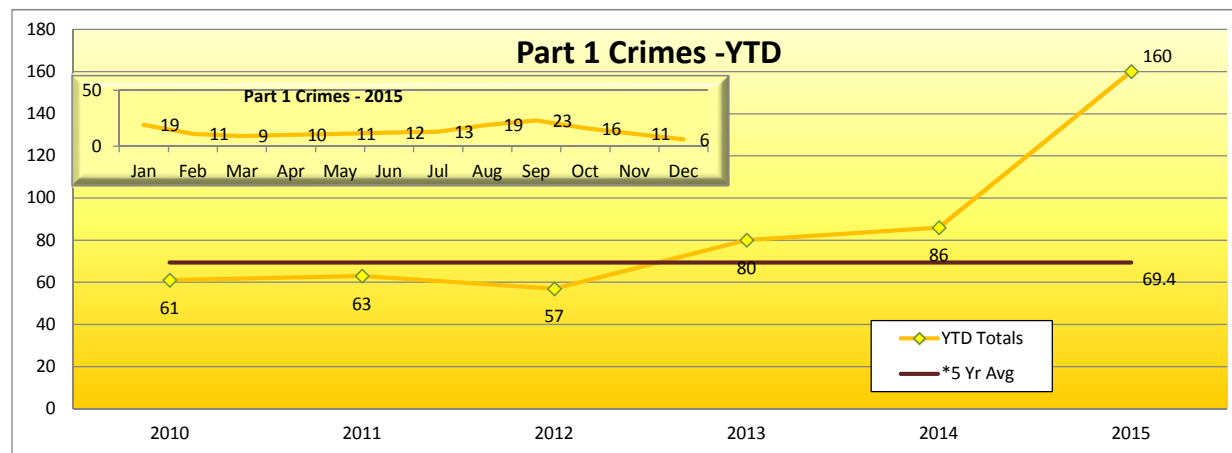
Type	Dec	YTD
Fare Evasion Citations	194	3,885
Other Citations	23	446
Vehicle Code Citations	115	1,350
<b>TOTAL</b>	<b>332</b>	<b>5,681</b>

## CALLS FOR SERVICE

TYPE	Dec		YTD	
	Total	Avg	Total	Avg
Emergency	5	3.4	76	7.5
Priority	100	14.6	1042	15.6
Routine	82	21.6	1028	25.4
<b>Total</b>	<b>187</b>	<b>17.4</b>	<b>2146</b>	<b>20.0</b>

## FARE ENFORCEMENT

	Dec	YTD
Ridership	1,276,138	14,267,245
Contacts	89,331	1,097,231
% of Patrons Inspected	7.00	7.69
Boardings	0	5,140
Ride	0	0
Fare Warning	0	2,454



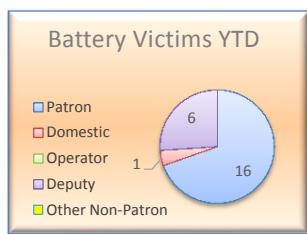
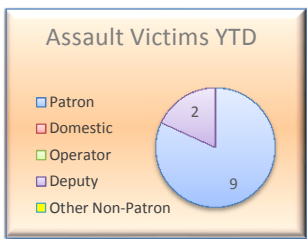
**Gold Line Highlights**  
The Gold Line had 74 more part 1 crimes, which is an 86% increase of from the same period last year.  
Part 1 crimes per 1,000,000 riders were up from the same period last year.

\*5 yr average is based on the average of part 1 crimes from 2010 - 2014.

# ORANGE LINE

## REPORTED CRIME

PART 1 CRIMES	Dec	YTD
Homicide	0	0
Rape	0	0
Robbery	0	4
Agg Assault	0	11
Agg Assault on Op	0	0
Burglary	0	0
Grand Theft	1	7
Petty Theft	2	32
Motor Vehicle Theft	0	6
Burg/Theft From Vehicle	0	1
Arson	0	0
<b>SUB-TOTAL</b>	<b>3</b>	<b>61</b>
<b>Selected Part 2 Crimes</b>		
Battery	2	23
Battery Bus Operator	0	0
Sex Offenses	0	2
Weapons	0	4
Narcotics	0	9
Trespassing	0	4
Vandalism	1	17
<b>SUB-TOTAL</b>	<b>3</b>	<b>59</b>
<b>TOTAL</b>	<b>6</b>	<b>120</b>



## Part 1 Crimes per Station

Station	Dec	YTD
North Hollywood	0	7
Laurel Canyon	0	1
Valley College	1	2
Woodman	0	3
Van Nuys	1	10
Sepulveda	0	4
Woodley	0	2
Balboa	1	9
Reseda	0	8
Tampa	0	1
Pierce College	0	3
De Soto	0	1
Canoga	0	3
Warner Center	0	0
Sherman Way	0	2
Roscoe	0	2
Nordhoff	0	1
Chatsworth	0	2
<b>Total</b>	<b>3</b>	<b>61</b>

## ARRESTS

Type	Dec	YTD
Felony	0	37
Misdemeanor	11	249
<b>TOTAL</b>	<b>11</b>	<b>286</b>

## CITATIONS

Type	Dec	YTD
Fare Evasion Citations	139	2,319
Other Citations	3	42
Vehicle Code Citations	88	989
<b>TOTAL</b>	<b>230</b>	<b>3,350</b>

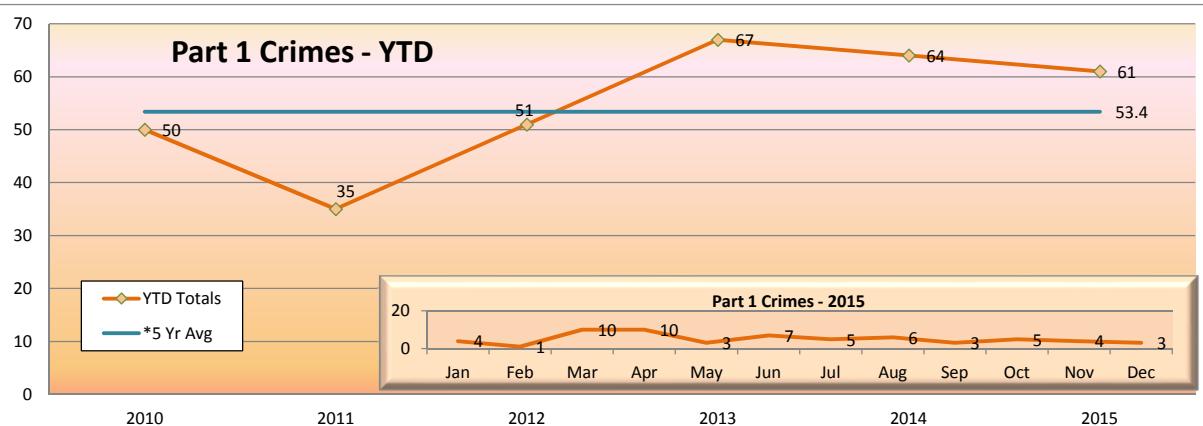
## CALLS FOR SERVICE

TYPE	Dec		YTD	
	Total	Avg	Total	Avg
Emergency	6	13.0	38	9.3
Priority	58	14.2	501	16.1
Routine	19	32.3	369	27.0
<b>Total</b>	<b>83</b>	<b>18.3</b>	<b>908</b>	<b>20.2</b>

## FARE ENFORCEMENT

	Dec	YTD
Ridership	640,018	8,422,122
Contacts	61,257	800,559
% of Patrons Inspected	9.57	9.51
Boardings	0	9,321
Ride	0	48
Fare Warning	0	546

## Part 1 Crimes - YTD



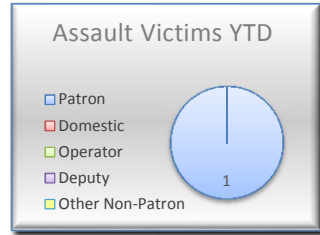
## Orange Line Highlights

The Orange Line had 3 less part 1 crimes, which is a 5% decrease from the same period last year.

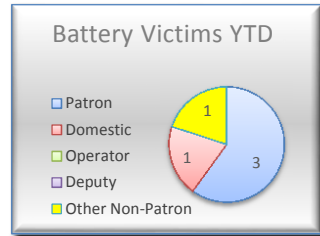
Part 1 crimes per 1,000,000 riders were down from the same period last year.

# SILVER LINE

REPORTED CRIME		
PART 1 CRIMES	Dec	YTD
Homicide	0	0
Rape	0	1
Robbery	0	1
Agg Assault	0	1
Agg Assault on Op	0	0
Burglary	0	1
Grand Theft	1	1
Petty Theft	0	4
Motor Vehicle Theft	0	1
Burg/Theft From Vehicle	0	1
Arson	0	0
<b>SUB-TOTAL</b>	<b>1</b>	<b>11</b>
Selected Part 2 Crimes		
Battery	0	5
Battery Bus Operator	0	0
Sex Offenses	0	1
Weapons	0	0
Narcotics	0	1
Trespassing	0	0
Vandalism	2	9
<b>SUB-TOTAL</b>	<b>2</b>	<b>16</b>
<b>TOTAL</b>	<b>3</b>	<b>27</b>



Part 1 Crimes per Station		
Station	Dec	YTD
El Monte	0	2
Cal State LA	0	0
LAC/USC	0	0
Alameda	0	1
Downtown	1	2
37th St/USC	0	0
Slauson	0	0
Manchester	0	0
Harbor Fwy	0	2
Rosecrans	0	0
Harbor/Gateway	0	4
<b>Total</b>	<b>1</b>	<b>11</b>

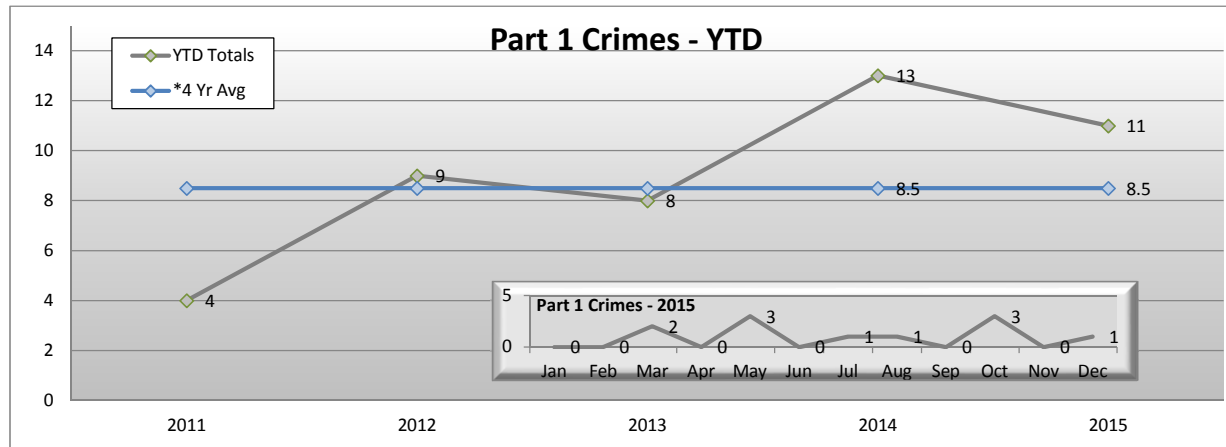


ARRESTS		
Type	Dec	YTD
Felony	0	9
Misdemeanor	1	18
<b>TOTAL</b>	<b>1</b>	<b>27</b>

CITATIONS		
Type	Dec	YTD
Fare Evasion Citations	0	9
Other Citations	23	159
Vehicle Code Citations	7	159
<b>TOTAL</b>	<b>30</b>	<b>327</b>

CALLS FOR SERVICE				
TYPE	Dec		YTD	
	Total	Avg	Total	Avg
Emergency	1	7.0	8	5.4
Priority	16	13.1	124	13.1
Routine	13	20.8	87	20.6
<b>Total</b>	<b>30</b>	<b>16.3</b>	<b>219</b>	<b>15.8</b>

FARE ENFORCEMENT		
	Dec	YTD
Ridership	347,199	4,334,742
Contacts	0	2,485
% of Patrons Inspected	0.00	0.06
Boardings	0	673
Ride	0	13
Fare Warning	0	75



**Silver Line Highlights**

The Silver Line had 2 less part 1 crime, which is a 15% decrease from the same period last year.

Part 1 crimes per 1,000,000 riders were down from the same period last year.

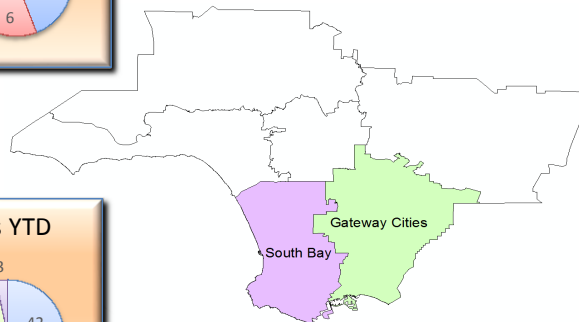
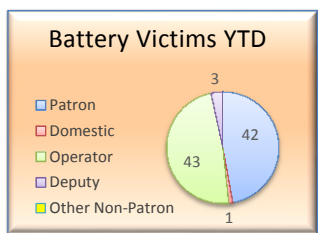
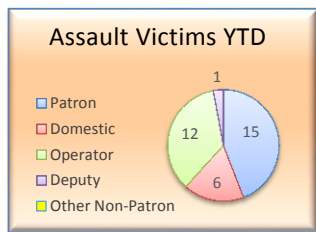
\*4 yr average is based on the average of part 1 crimes from 2011 - 2014.



# South Bus Patrol

REPORTED CRIME		
PART 1 CRIMES	Dec	YTD
Homicide	0	0
Rape	0	0
Robbery	5	35
Agg Assault	2	22
Agg Assault on Op	0	12
Burglary	0	2
Grand Theft	2	37
Petty Theft	1	31
Motor Vehicle Theft	0	4
Burg/Theft From Vehicle	0	5
Arson	0	0
<b>SUB-TOTAL</b>	<b>10</b>	<b>148</b>
Selected Part 2 Crimes		
Battery	4	46
Battery Bus Operator	2	43
Sex Offenses	1	11
Weapons	0	15
Narcotics	3	45
Trespassing	0	3
Vandalism	5	48
<b>SUB-TOTAL</b>	<b>15</b>	<b>211</b>
<b>TOTAL</b>	<b>25</b>	<b>359</b>

Part 1 Crimes per Sector		
Sector	Dec	YTD
Gateway Cities	2	28
South Bay	8	120
<b>Total</b>	<b>10</b>	<b>148</b>



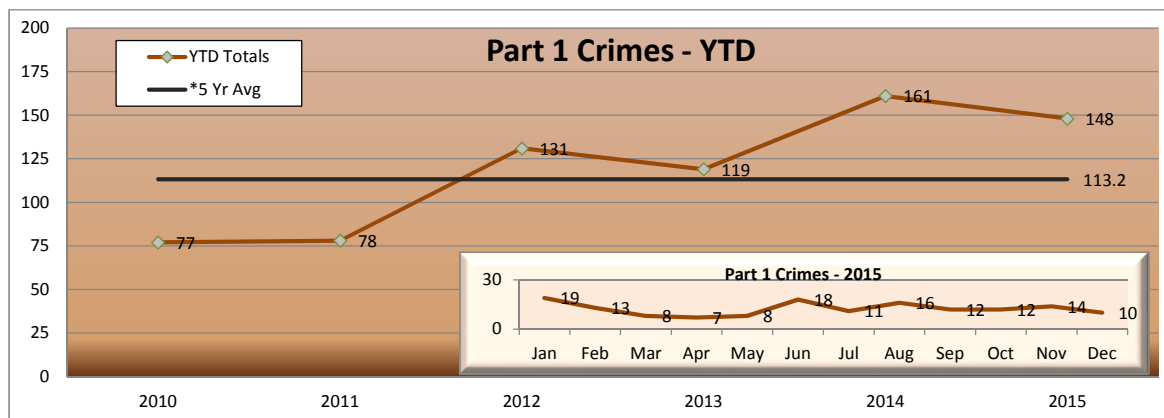
ARRESTS		
Type	Dec	YTD
Felony	10	150
Misdemeanor	38	762
<b>TOTAL</b>	<b>48</b>	<b>912</b>

CITATIONS		
Type	Dec	YTD
Fare Evasion Citations	3	153
Other Citations	0	29
Vehicle Code Citations	3	671
<b>TOTAL</b>	<b>6</b>	<b>853</b>

CALLS FOR SERVICE				
TYPE	Dec		YTD	
	Total	Avg	Total	Avg
Emergency	15	9.3	116	8.1
Priority	153	16.5	1,297	15.4
Routine	101	25.1	1,144	26.1
<b>Total</b>	<b>269</b>	<b>19.4</b>	<b>2,557</b>	<b>19.8</b>

## FARE ENFORCEMENT\*

\*South Bus Fare Enforcement data is combined with North Bus.



\*5 yr average is based on the average of part 1 crimes from 2010 - 2014.

### South Bus Highlights

The South bus Lines had 13 less part 1 crimes, which is a 8% decrease from the same period last year.

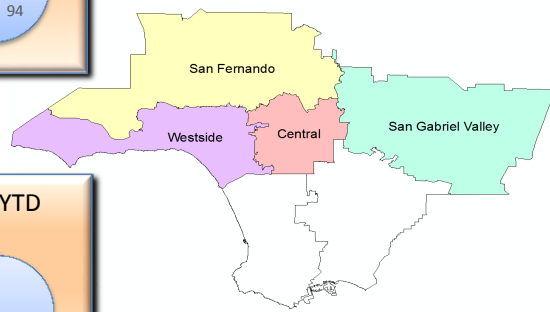
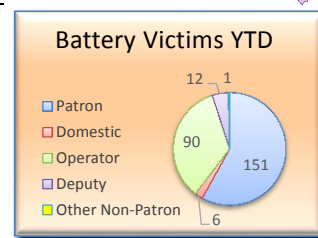
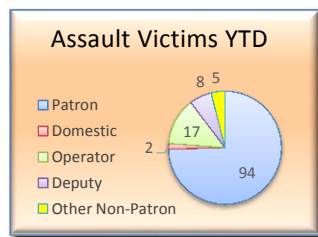
# North Bus Patrol

REPORTED CRIME		
PART 1 CRIMES	Dec	YTD
Homicide	0	1
Rape	0	2
Robbery	6	76
Agg Assault	6	109
Agg Assault on Op	3	17
Burglary	0	2
Grand Theft	5	83
Petty Theft	8	103
Motor Vehicle Theft	0	5
Burg/Theft From Vehicle	1	8
Arson	0	0
<b>SUB-TOTAL</b>	<b>29</b>	<b>406</b>
Selected Part 2 Crimes		
Battery	12	179
Battery Bus Operator	9	81
Sex Offenses	6	37
Weapons	0	12
Narcotics	2	55
Trespassing	1	35
Vandalism	6	112
<b>SUB-TOTAL</b>	<b>36</b>	<b>511</b>
<b>TOTAL</b>	<b>65</b>	<b>917</b>

Part 1 Crimes per Sector		
Sector	Dec	YTD
San Gabriel	2	27
Westside	2	43
San Fernando	3	40
Central	22	296
<b>Total</b>	<b>29</b>	<b>406</b>

ARRESTS		
Type	Dec	YTD
Felony	13	241
Misdemeanor	48	967
<b>TOTAL</b>	<b>61</b>	<b>1,208</b>

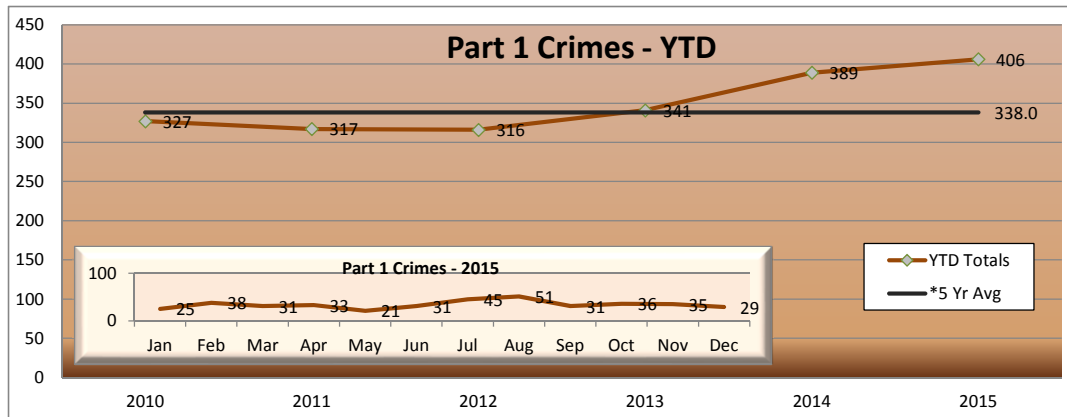
CITATIONS		
Type	Dec	YTD
Fare Evasion Citations	15	570
Other Citations	8	355
Vehicle Code Citations	993	11,662
<b>TOTAL</b>	<b>1,016</b>	<b>12,587</b>



CALLS FOR SERVICE				
TYPE	Dec		YTD	
	Total	Avg	Total	Avg
Emergency	49	9.0	371	7.6
Priority	448	16.8	4,664	16.3
Routine	286	27.1	4,118	26.7
<b>Total</b>	<b>783</b>	<b>20.1</b>	<b>9,153</b>	<b>20.6</b>

FARE ENFORCEMENT		
	Dec	YTD
Ridership*	24,806,471	317,317,532
Contacts	1,744	65,429
% of Patrons Inspected	0.01	0.02
Boardings	3,451	51,106
Rides	2,041	19,603
Fare Warning	429	4,906

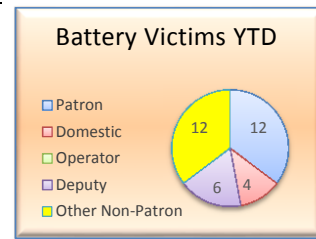
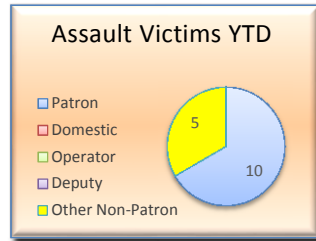
**North Bus Highlights**  
The North Bus Lines had 17 more part 1 crimes, which is a 4% increase from the same period last year.



\*5 yr average is based on the average of part 1 crimes from 2010 - 2014.

# Union Station

REPORTED CRIME		
PART 1 CRIMES	Dec	YTD
Homicide	0	0
Rape	0	1
Robbery	1	4
Agg Assault	1	15
Agg Assault on Op	0	0
Burglary	0	2
Grand Theft	1	5
Petty Theft	1	24
Motor Vehicle Theft	0	3
Burg/Theft From Vehicle	1	6
Arson	0	0
<b>SUB-TOTAL</b>	<b>5</b>	<b>60</b>
Selected Part 2 Crimes		
Battery	1	34
Battery Bus Operator	0	0
Sex Offenses	1	5
Weapons	0	6
Narcotics	1	30
Trespassing	0	8
Vandalism	0	5
<b>SUB-TOTAL</b>	<b>3</b>	<b>88</b>
<b>TOTAL</b>	<b>8</b>	<b>148</b>



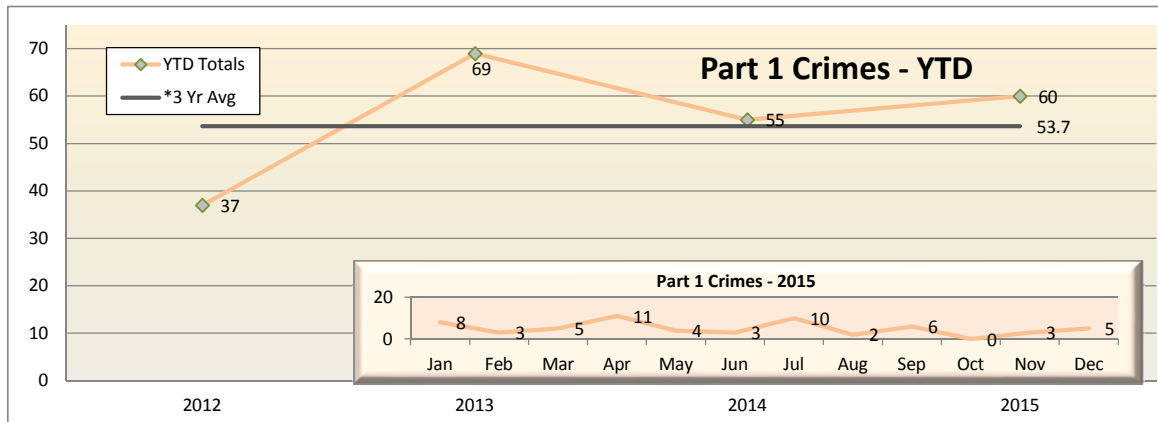
Part 1 Crimes at Union Station		
Side	Dec	YTD
Westside	3	41
Eastside	2	19
<b>Total</b>	<b>5</b>	<b>60</b>



ARRESTS		
Type	Dec	YTD
Felony	8	84
Misdemeanor	14	213
<b>TOTAL</b>	<b>22</b>	<b>297</b>

CITATIONS		
Type	Dec	YTD
Fare Evasion Citations	2	98
Other Citations	27	230
Vehicle Code Citations	23	197
<b>TOTAL</b>	<b>52</b>	<b>525</b>

CALLS FOR SERVICE				
TYPE	Dec		YTD	
	Total	Avg	Total	Avg
Emergency	2	1.0	23	7.0
Priority	32	6.5	401	6.6
Routine	25	18.0	458	15.8
<b>Total</b>	<b>59</b>	<b>11.2</b>	<b>882</b>	<b>11.4</b>



**Union Station Highlights**

Union Station had 5 more part 1 crimes, which is a 9% increase from the same period last year.

\*3 yr average is based on the average of part 1 crimes from 2012 - 2014.



LOS ANGELES COUNTY SHERIFF'S DEPARTMENT  
 TRANSIT POLICING DIVISION  
 RONENE M. ANDA, CHIEF

## ALLOCATION OF LAW ENFORCEMENT SERVICES RESERVE COMPANY SERVICES DECEMBER

	JAN	FEB	MAR	APR	MAY	JUN	JUL	AUG	SEP	OCT	NOV	DEC	YTD
TSB San Fernando Valley	121	82	149	114	58	142	37	91	88	81	44	48	1055
Westside/Central Motors	156	193	362	318	316	251	306	287	200	204	317	368	3278
SGV Volunteer Company	437	385	397	286	294	271	300	283	220	21	101	139	3134
Blue/Green Line Sector	32	22	22	93	64	84	87	44	20	33	12	8	521
<b>TOTAL</b>	<b>746</b>	<b>682</b>	<b>930</b>	<b>811</b>	<b>732</b>	<b>748</b>	<b>730</b>	<b>705</b>	<b>528</b>	<b>339</b>	<b>474</b>	<b>563</b>	<b>7988</b>

\*Each month, Reserve totals will display totals from the previous month because totals are not submitted until the end of each month.

The LASD reserve units are attached to regular LASD units of assignments. The reserves are there to perform the same function as any deputy. In that way, the reserves augment the force at no increase in cost. Contract agencies benefit significantly by the presence of reserves since they are directly paying for the LASD contract and do not have to pay for the additional reserve force.

\*N/C = Not Complete

[www.lasdreserve.org](http://www.lasdreserve.org)

## Bus Operator Assault Matrix

## ATTACHMENT B

Reason	Line	Div	Type	Date	Day	Time	Narrative	Flyer	Barrier	Arrest	Charges Requested	Charges Filed	Sentence (Probation/Time/Jail or Prison)
Fare	L111	18	Battery	1/1/2015	Thu	15:00	Assault sus arrested for grabbing victim and spitting on him			Yes	243.3PC		Case Reject - No filing by the city
Fare	L704	10	Battery	1/5/2015	Mon	8:00	Sus MH/40-50/508/175 spit on bus op over fare	Y					
Previous Problems	L71	9	Battery	1/7/2015	Wed	13:50	Sus FB/40/507/130/Blk/Bro threw water on bus op for previous problems	Y					
Policy/Smoking	L710	18	Battery	1/7/2015	Wed	19:55	Sus MB/25-35/506/140 spit on bus op over smoking policy						
	L165	15	Sex Crime	1/7/2015	Wed	6:00	Sus MB/30/600/160 took off shirt and pants on bus						
Fare	L240	8	Battery	1/10/2015	Sat	1:30	Sus MH/25-35/509/190/Blk/Brn spit on bus op over fare						
Fare	L117	18	Assault	1/11/2015	Sun	12:20	Assault suspects arrested for punching bus op over fare			Yes	243.3PC	243.3PC	Referred to C.A. for misdemeanor - Case rejected
Fare	L770	9	Battery	1/12/2015	Mon	16:45	Suspect punched vic in chest over bus fare	Y		Yes	647(F)PC; 853.7PC	647(F)PC; 853.7PC	Alhambra (Call)
Cut suspect off	L108	5	Assault	1/14/2015	Wed	11:30	Assault suspect arrested for stabbing bus op for cutting him off			Yes	422(A)PC & 14601.1(A)PC	422(A)PC & 14601.1(A)PC	Case still in court
Demand stop	L780	3	Battery	1/15/2015	Thu	19:20	Sus MB/20s/601/150/red punched bus op in face over demanding to stop	Y					
Disorderly	L18	1	Battery	1/20/2015	Tue	14:30	Sus MB/509/200/30s punched bus op in face on bus	Y					
Fare	L780	3	Battery	1/23/2015	Fri	15:45	Battery suspect arrested for hitting bus op over fare			Yes	243.3PC	243.3PC	Convicted - 24 months probation
Verbal Altercation	L48	2	Assault	2/2/2015	Mon	10:32	Battery sus arrested for hitting bus op with cane			Yes	243.3PC	243.3PC	No filing - Reject, interest of justice
Fare	L117	18	Battery	2/2/2015	Mon	17:57	Sus MB/16/507-508/170-180 threw ice cubes at bus op over fare	Y					
No Reason	L60	2	Battery	2/4/2015	Wed	11:04	Battery sus arrested for rubbing bus op leg			Yes	243.3PC	243.3PC	Case Rejected by the DA - Insufficient Evidence
Fare	L53	1	Battery	2/7/2015	Sat	14:15	Sus MH/18-25/506/150 spit on bus op for quoting fare	Y					
Policy/seating	L754	5	Battery	2/7/2015	Sat	17:45	Sus FB/49-50/507/160/Blk/Bro punched and kicked the bus op regarding policy	Y					
Fare	L754	18	Battery	2/7/2015	Sat	17:21	Sus MH/40/511/190/Blk/Bro swung his fits three times at bus op and spit on him regarding quoted fare	Y					
Domestic	L757	5	Battery	2/10/2015	Tue	20:47	Sus bf punched bus op in face three times over domestic argument						
No Reason	L611	2	Battery	2/12/2015	Thu	14:15	Sus FB/40s/Blk/Bro threw hot soup at the bus op	Y					
Verbal Altercation	L760	1	Battery	2/13/2015	Fri	10:52	Mutual combat of bus op/passenger						
No Reason	L204	5	Battery	2/13/2015	Fri	0:42	Attempt Carjacking Sus arrested			Yes	10851(a)CVC & 243.3PC	10851(a)CVC & 243.3PC	Convicted - 30 Days Jail & 1 year Summary Probation
Tap Card	L460	1	Assault	2/25/2015	Wed	10:15	Assault sus arrested for assaulting bus op			Yes	245(A)(1)PC; 211PC	245(A)(1)PC; 211PC	Case still in court
Policy/sitting	L33	7	Battery	2/27/2015	Fri	3:30	Assault sus arrested for hitting bus op			Yes	242PC	242PC	No filing
Bus Line Info	L83	3	Battery	3/1/2015	Sun	17:45	Sus MB/34-36/507-509/160-180 punched bus op in face over wanting a different bus line information			No	243.3PC		Suspect deceased
Fare	L2	10	Battery	3/4/2015	Wed	16:10	Sus MB/40-50/506-509/150-170 punched the bus op in the face over stating the fare and punched a bus patron	Y					
Tap Card	L45	3	Battery	3/10/2015	Tue	16:45	Sus MB/18/511/150 spit on bus op when he asked to see Tap Card	Y		Yes	243.3PC	243.3PC	Summary Probation
Demand Stop	L910	9	Battery	3/14/2015	Sat	13:45	Sus FB/30-35*507-508/150-160/Blk/Bro spit on bus op	Y					
Route	L4	2	Battery	3/16/2015	Mon	21:54	Battery sus arrested for spitting on bus op			Yes	242/243.3PC; 640(D)(1)PC	242/243.3PC; 640(D)(1)PC	Convicted - 1 year Summary Probation & 8 days jail

\*Highlighted in yellow: have court dates pending or have been referred to the LA County Attorney's Office with no disposition yet.

Legend:

NAA: Non-Aggravated Assault

AA: Aggravated Assault

## Bus Operator Assault Matrix

## ATTACHMENT B

Closed doors on sus	L16	18	Battery	4/29/2015	Wed	18:33	Assault sus arrested for hitting bus op when bus op closed doors on him		Yes	243.3PC & 242PC	243.3PC & 242PC		
Disorderly	L204	7	Battery	4/29/2015	Wed	0:05	Sus MB/55-60/504-508/160 threw cold liquid at bus op when she told him to leave for being disorderly	Y	Yes	243.3PC	243.3PC		
	L2	5	Sex Crime	4/30/2015	Thu	11:40	Sus MB/509/250/Blk/Bro indecent exposure on bus	Y					
Hit Suspect Car	L200	2	Battery	5/3/2015	Sun	11:25	Sus MB/600/205/Blk/Bro slapped phone from bus op's hands, hitting his hand						
	L204	5	Sex Crime	5/4/2015	Mon	5:30	MB suspect arrested for indecent exposure on bus		Yes	290.018(b)PC, 314.1PC & 647(a)PC	290.018(b)PC, 314.1PC & 647(a)PC	Not our case - but appears probation	
Demand Stop	L710	18	Battery	5/5/2015	Tue	15:43	FB suspect arrested for hitting bus op after demanding a stop		Yes	243.3PC	243.3PC	Not Filed - Unable To Locate	
Crowded	L81	3	Battery	5/10/2015	Sun	9:05	Sus FB/43-45/504-505/160/Blk/Brn punched the bus op in the face after the bus op moved out of the way of her cart	Y	Yes	243.3PC	243.3PC		
Policy/Drinking	L744	15	Battery	5/11/2015	Mon	20:08	Battery sus arrested for spitting on bus op over policy		Yes	243.3PC	243.3PC	Nothing found - No File	
Fare	L40	18	Assault	5/11/2015	Mon	10:39	Assault sus arrested for pulling a knife on the bus op		Yes	245(a)(1)PC & 422PC	245(a)(1)PC & 422PC	Case still in court - Pending	
Policy/Shoes	L218	98	Battery	5/17/2015	Sun	15:38	Battery sus arrested for hitting bus op on arm for shoes policy		Yes	594(b)(1)PC & 243.3PC	594(b)(1)PC & 243.3PC	Convicted - 30 days jail & 1 year summary probation	
Wanted Entry	L207	5	Battery	5/18/2015	Mon	5:30	Sus MB/20s/500-510/140-170 threw can at bus op						
Fare	L115	1	Battery	5/21/2015	Thu	18:00	Sus MB/25/507 spit on bus op over asking for fare	Y					
Policy/Drinking	L16	7	Battery	5/28/2015	Thu	8:05	Sus MH/506/30 threw coffee on bus op over eating food on bus	Y					
Disorderly	L-Unk	10	Battery	5/30/2015	Sat	15:40	MB suspect arrested for hitting bus op		Yes	243.3PC	243.3PC	Case # SCA114050 - Convicted: 180 days in county jail	
Other/Direction	L18	1	Battery	6/1/2015	Mon	4:50	Sus FB/505/130/30yrs hit bus op in face for not knowing the 70 Line	Y					
Fare	L62	1	Battery	6/2/2015	Tue	11:15	Sus1 MH/40-5/600/160/Brn/Brn & Sus2 FH/40-45/502/130/Brn/Brn spit on bus driver over fare	Y					
Other	L111	18	Battery	6/5/2015	Fri	20:40	Sus MB/35-40 kissed his hand and rubbed it on bus op's face						
Late bus	L18	1	Robbery	6/7/2015	Sun	17:30	L18 Whittier/Euclid 6/7 1730hrs - MH suspect arrested for attempt robbery on bus op		Yes	211PC	243.3PC	Convicted - Pled guilty: 90 days jail & formal probation	
Other	L55	2	Battery	6/12/2015	Fri	11:00	Battery sus arrested for spitting on bus op (no barrier)		No	Yes	243.3PC	243.3PC	Case Rejected by LA City Atty's Office
Mentally Ill	L550	18	Battery	6/17/2015	Wed	11:35	Sus FH spit on bus op after she stood in front of bus. 72hr hold on sus		Yes	243.3PC, 243(b)PC & 594(b)(2)(a)PC	243.3PC, 243(b)PC & 594(b)(2)(a)PC	Probation Violated - \$80,000 warrant filed	
No Reason	L150	8	Assault	6/17/2015	Wed	11:45	Sus MW/25 punched bus op in face for unknown reason		Yes	245(a)(1)PC	245(a)(1)PC	Case still in court - Jury Trial	
Fare	L237	8	Assault	6/17/2015	Wed	14:39	MB suspect arrested for threatening bus op w/knife		Yes	245.2PC & 422(a)PC	245.2PC & 422(a)PC	Case still in court	
Disorderly	L720	1	Battery	6/20/2015	Sat	22:00	Sus FB/506-508/160-175/Blk/Bro spit on bus op for telling her to calm down, no barrier	Y	No				
Disorderly	L53	1	Battery	6/22/2015	Mon	22:29	Sus MB/17-22/509-600/170/Bro/Bro punched the bus op in the face after being disorderly	Y					
Disorderly	L31	7	Battery	6/22/2015	Mon	20:30	Sus MW/40/507/180 spit on bus op after he told him to exit for being disorderly						
Fare	L207	5	Battery	6/23/2015	Tue	0:15	Sus arrested for spitting on bus op over unpaid fare		Yes	243.3PC	243.3PC	Convicted - 1 year summary probation	
Fare	L127	18	Battery	6/24/2015	Wed	7:40	Sus MW/600/175 punched bus op in face for unpaid fare	Y					
Disorderly	L81	3	Battery	6/26/2015	Fri	23:00	Sus MB/40-45/600/170 punched bus op and pushed him after being disorderly	Y					
Fare	L460	1	Battery	6/27/2015	Sat	22:10	Battery sus arrested punched the bus op in the head for quoting fare		Yes	243.3PC	243.3PC	No Dispo yet	
Fare	L92	15	Assault	6/29/2015	Mon	6:32	Sus MH/502-506/160/20-25yrs punch bus op over no fare	Y					

\*Highlighted in yellow: have court dates pending or have been referred to the LA County Attorney's Office with no disposition yet.

Legend:

NAA: Non-Aggravated Assault

AA: Aggravated Assault

## Bus Operator Assault Matrix

## ATTACHMENT B

Disorderly	L40	18	Battery	6/30/2015	Tue	7:27	Sus MB/40-50yrs punched bus op in face over loud music	Y					
Late bus	L40	18	Battery	7/6/2015	Mon	18:55	Sus MB/35-45/600/160-180 peppered spray bus op for being late	Y					
Alcohol	L125	MV	Battery	7/9/2015	Thu	12:18	Sus MB/52-55 spit on bus op for not allowing him to enter with open alcohol container						
Fare	L206	5	Battery	7/9/2015	Thu	15:00	Battery sus arrested for hitting bus op in the shoulder over fare		Yes	243.3PC	243.3PC		Too early - no filing as of yet
No Reason	L66	10	Battery	7/17/2015	Fri	13:40	Battery sus arrested for grabbing bus ops arm and trying to punch her in the face for no reason		Yes	243.3PC	243.3PC		Case still in court
Mentally Ill	L150	8	Battery	7/24/2015	Fri	10:00	Battery sus arrested for punching bus op		Yes	594(b)(2)(a)PC & 243.3PC	594(b)(2)(a)PC & 243.3PC		Convicted - 120 days in jail, 36 months probation
Fare	L720	10	Battery	7/24/2015	Fri	5:15	Battery sus arrested for spitting on bus op when vic asked about the fare		Yes	243.3PC	243.3PC		Convicted - 12 months probation
Disorderly	L40	18	Assault	7/26/2015	Sun	13:05	Sus MB/40s/506-508 sus grabbed a screwdriver and threatened bus op	Y					
Graffiti	L233	15	Battery	7/27/2015	Mon	11:58	Sus MH/25/506/230 threw paint tube at bus op for vandalizing	Y					
Policy/trash	L720	1	Battery	8/1/2015	Sat	9:09	Sus MB/55/600/180 got angry at bus op for telling him he couldn't throw trash out of the bus, spit on her as he exited	Y					
Policy/end of line	L45	3	Battery	8/3/2015	Mon	8:35	Sus MB/507-508/185/Blk/Bro pepper sprayed bus op for exiting at end of line	Y					
No Reason	L720	1	Assault	8/4/2015	Tue	0:30	Assault sus arrested for trying to burn bus op with lighter		Yes	245(a)(1)PC & 422PC	245(a)(1)PC & 422PC		Case still in court - Jury Trial
Crowded	L162	8	Battery	8/6/2015	Thu	14:37	Sus MB/509/180/Blk/Bro pushed bus op to the back of the bus when it was crowded						
Fare	L265	9	Battery	8/6/2015	Thu	7:00	Sus MH/25-30/506/150/Blk/Brn spit on bus op for not giving a courtesy ride, no barrier	Y	No				
Fare	L108	5	Battery	8/8/2015	Sat	16:45	Sus MB/16-19/504/140/Blk/Bro spit on bus op after TAP card declined and she called BOC	Y					
Demand stop	L754	5	Battery	8/11/2015	Tue	12:40	Sus FB/501/100-105/Lt Brn/Brn threw grap juice on bus op when vic did not stop bus in the middle of the street, no barrier/monitor		No				
Route	L744	15	Battery	8/12/2015	Wed	21:37	Sus MH/507/150/Blk/Brn punched bus op after he told vic it was a rapid bus						
Disorderly	L125	2	Battery	8/13/2015	Thu	0:29	Sus MB/18-20/511-600/165-185/Blk/Bro spit in bus op face after he told sus to turn down music, barrier installed - not being used properly		Yes				
Disorderly	L105	2	Battery	8/15/2015	Sat	18:45	Battery sus arrested for grabbed bus op shoulder and threatened him for telling sus to exit for harassing patrons		Yes	422(a)PC & 243.3PC			
Policy/Entering bus	L68	10	Assault	8/17/2015	Mon	15:20	Battery sus arrested for punching and slapping bus op in the face and neck, no barrier	No	Yes	243.3PC			
Previous problems	L212	5	Battery	8/17/2015	Mon	18:00	Mutual combat b/w bus op and patron over previous altercation		Yes	242PC			
Mentally Ill	L33	10	Assault	8/18/2015	Tue	7:45	Sus arrested for hitting bus op in the face after mumbling incoherently		Yes	243.3PC, 245(a)(4)PC & 422PC			
Fare	L202	18	Battery	8/18/2015	Tue	22:15	Sus MH/20-25/507/180 spit and punched bus op for quoting the fare	Y					
Alcohol	L4	7	Battery	8/20/2015	Thu	13:40	Battery sus arrested for pushing bus op, appeared to be drunk		Yes	243.3PC			
Policy/end of line	L733	7	Battery	8/24/2015	Mon	17:27	FW suspect arrested for spitting on bus op, last stop		Yes	243.3PC			
Fare	L152	8	Battery	8/26/2015	Wed	15:35	Sus MW/510/25-29 punched bus op in face over no fare	Y					
Other	L60	2	Battery	8/28/2015	Fri	17:50	FH suspect arrested for grabbing bus op's neck		Yes	243.3PC & 422(a)PC			
No Reason	L245	8	Assault	9/3/2015	Thu	5:30	Sus MW/30-40/502-604/Bln punched the bus op in the face several times for messing around with sus gf, no barrier	Y	No				
No Reason	L-Unk	15	Battery	9/4/2015	Fri	7:20	Sus arrested for spitting on bus op as he was taking a break outside his bus		Yes				
Policy/Beverage	L76	9	Battery	9/7/2015	Mon	16:35	Sus FA/55/501/150/Blk/Bro threw soda bus op when she told sus to put a lid on it						

\*Highlighted in yellow: have court dates pending or have been referred to the LA County Attorney's Office with no disposition yet.

Legend:

NAA: Non-Aggravated Assault

AA: Aggravated Assault

## Bus Operator Assault Matrix

## ATTACHMENT B

Closed door on sus	L105	2	Battery	9/7/2015	Mon	19:00	Sus FB/35-40/505-509/150-165 hit bus op multiple times when he accidentally closed door on sus nephew, bus barrier installed, only lower portion closed	Yes				
Other/Walked in front of bus	L204	5	Battery	9/11/2015	Fri	3:50	Sus MH punched the bus op in the face once and spit on the vic after sus stepped in front of bus					
Policy/Smoking	L111	18	Assault	9/12/2015	Sat	14:19	Sus FB/23/504/180 threw bleach in bus op 's face after he told her to put out her cigarette, no barrier installed	Y	No			
Missed stop	L180	3	Battery	9/14/2015	Mon	14:25	Sus MB/20/506-508/200 spit on bus op after missing his stop	Y				
Fare	L45	1	Battery	9/20/2015	Sun	14:45	Sus MB/19/509/178/Blk/Bro slapped the bus op in the face w/ his phone for telling sus to pay the fare, no barrier (happened outside bus)					
Fare	L2	10	Sex Crime	9/21/2015	Mon	7:15	Indecent exp sus arrested		Yes			
Fare	L45	3	Battery	9/22/2015	Tue	14:20	Sus MB/18-20/506-510 spit on bus op for mentioning the fare, no barrier	Y	No			
No Reason	L30	10	Battery	9/24/2015	Thu	9:22	Sus FH/55/505/150 yelled at the bus op and punched him once in the shoulder, no barrier	Y	No			
Alcohol	L204	18	Battery	10/2/2015	Fri	10:25	Battery sus arrested for punching bus op after she asked her where she was going		Yes			
No Reason	L205	MV	Battery	10/2/2015	Fri	22:10	Vic non-desirous		No	243.3PC		Vic non-desirous
Fare	L60	2	Battery	10/3/2015	Sat	9:00	Sus FB/50-55/509/225/Blk/Brn charged at the bus op and tried to punch her in the face, then pulled her hair for quoting the fare	Y				
Fare	L4	5	Battery	10/5/2015	Mon	3:45	Sus MB/25-30/509/170 threw hot coffee at bus op after asking about fare, no barrier	Y	No			
Fare	L33	10	Battery	10/10/2015	Sat	19:07	Sus MB/24/507/180/Blk/Bro threw soda at bus op after she asked for the fare, bus barrier installed, only used bottom portion	Y	Yes			
Fare	L81	3	Battery	10/15/2015	Thu	12:00	Sus MB/18-22/508-510/thin spit on the bus op after the Tap card the sus was using had no value on it and the vic stated the fare, no barrier equipped		No			
Mentally Ill	L207	5	Battery	10/20/2015	Tue	16:00	Sus MB/45-50/505-507/145-155 grabbed bus op's forearm for no reason, poss mentally ill, and then assaulted another patron on the bus, no barrier		No			
Policy/Entering bus	L720	1	Battery	10/22/2015	Thu	13:30	Sus MH/20s/507-508 spit on the bus op when he told them to board through the front door	Y				
Closed door on sus	L733	10	Battery	10/23/2015	Fri	7:30	Sus MW/32/509/160/Blk/Blu hit bus op on the face, neck & torso for closing the door on the sus	Y				
Disorderly	L2	10	Battery	10/27/2015	Tue	17:30	Sus MB/50-60 in wheelchair threw beer can at bus op for asking him to turn down radio	Y				
Disorderly	L4	10	Assault	10/28/2015	Sat	2:25	Sus MB/25-30 in a wheelchair threw glass beer bottle at bus op after he was being disorderly and asked to calm down					
Wanted bus turned around	L152	15	Battery	11/1/2015	Sun	19:15	Battery sus arrested for hitting & spitting on bus op when he wouldn't turn bus around		Yes	243.3PC		
Transfer slip	L18	1	Battery	11/1/2015	Sun	10:41	Sus MB/510/200 wanted free transfer and threw coins at the bus op when he refused					
Route	L154	15	Battery	11/4/2015	Wed	12:18	Battery sus arrested for spitting on bus op for refusing to pick up his friend		Yes	243.3PC		
Policy/door	L115	18	Battery	11/6/2015	Fri	18:10	Sus MB/509/260/Blk/Bro punched the bus op once in the face when he told sus he couldn't stand in the door					
Policy/clothing	LB Transit	LB	Battery	11/7/2015	Sat	9:35	Battery sus arrested for slapping bus op after he refused to let him board for not wearing a shirt		Yes	243.3PC		
Verbal Argument	L111	18	Battery	11/12/2015	Thu	10:15	Sus MH/25-30/502-503/thin/bald pepper sprayed bus op after a verbal argument with another patron					
Route	L352	2	Battery	11/12/2015	Thu	16:55	Sus FB/20-23/505/180 spit on bus op after he could not stop the bus due to his route, barrier being used, she spit around					
Missed stop	L744	15	Battery	11/13/2015	Fri	11:07	Sus MB/45/600/220 spit on the bus op after he bypassed sus stop because of safety concern with construction, no barrier installed	Y	No			
Policy/Standing	L205	97	Battery	11/14/2015	Sat	18:28	Mutual combat bus op vs patron over standing on the bus, both non-desirous		No			Mutual Combat - Both sus/vics non-desirous
Fare	L266	95	Battery	11/15/2015	Sun	15:00	Sus MH threw can at bus op after getting in argument over fare					
Policy/shoes	L302	7	Battery	11/16/2015	Mon	8:22	Sus FB/503/200 spit on bus op after previous argument over sus wearing shoes					

\*Highlighted in yellow: have court dates pending or have been referred to the LA County Attorney's Office with no disposition yet.

Legend:

NAA: Non-Aggravated Assault

AA: Aggravated Assault





Metro

Los Angeles County  
Metropolitan Transportation  
Authority  
One Gateway Plaza  
3rd Floor Board Room  
Los Angeles, CA

## Board Report

---

**File #:** 2015-1749, **File Type:** Oral Report / Presentation

**Agenda Number:** 39.

---

### SYSTEM SAFETY, SECURITY AND OPERATIONS COMMITTEE FEBRUARY 18, 2016

#### Operations Employee of the Month

# **February Operations Employees of the Month**

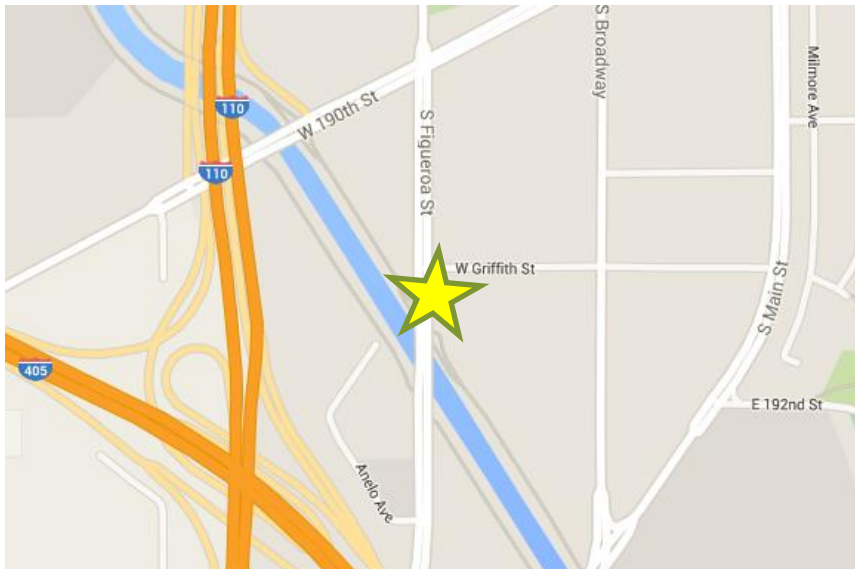


# Operations Employees of the Month



## Transportation

**Bus Operator**  
**Jack Bailey**



**Division 18 – Carson**

## Maintenance

**Master Mechanic Leader**  
**Alfonso De Alba**



**Division 5 – Los Angeles**

Metro

Los Angeles County  
Metropolitan Transportation  
Authority  
One Gateway Plaza  
3rd Floor Board Room  
Los Angeles, CA



**Metro**

## Board Report

---

**File #:** 2015-1750, **File Type:** Oral Report / Presentation

**Agenda Number:** 39.

---

**SYSTEM SAFETY, SECURITY AND OPERATIONS COMMITTEE  
FEBRUARY 18, 2016**

RECEIVE oral report on **System Safety, Security and Operations.**



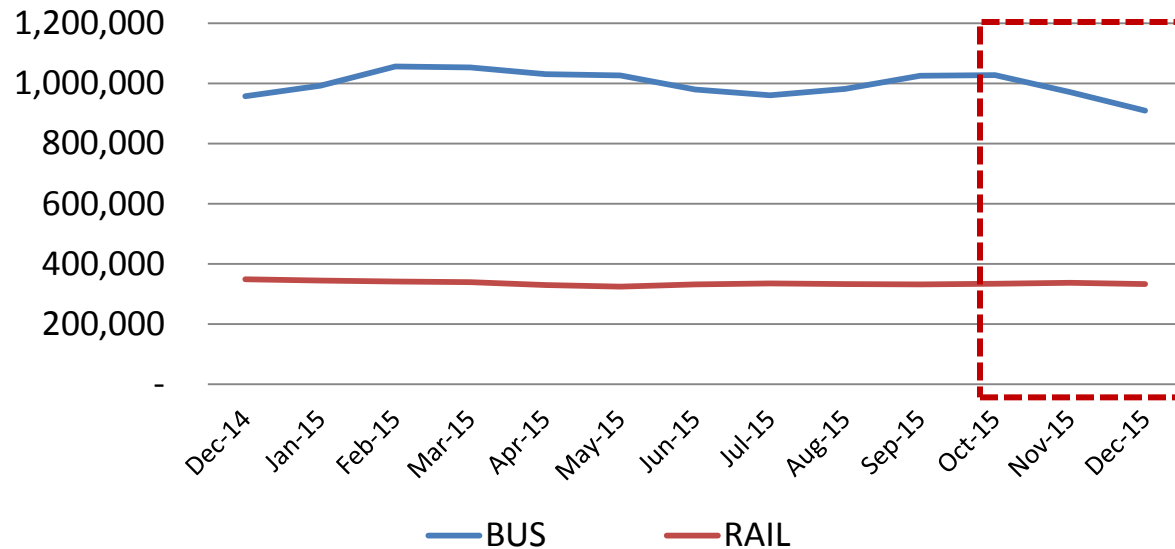
# Metro Bus & Rail Performance

## FY16 Quarter 2

### February 18, 2016

# Bus & Rail Average Weekday Ridership

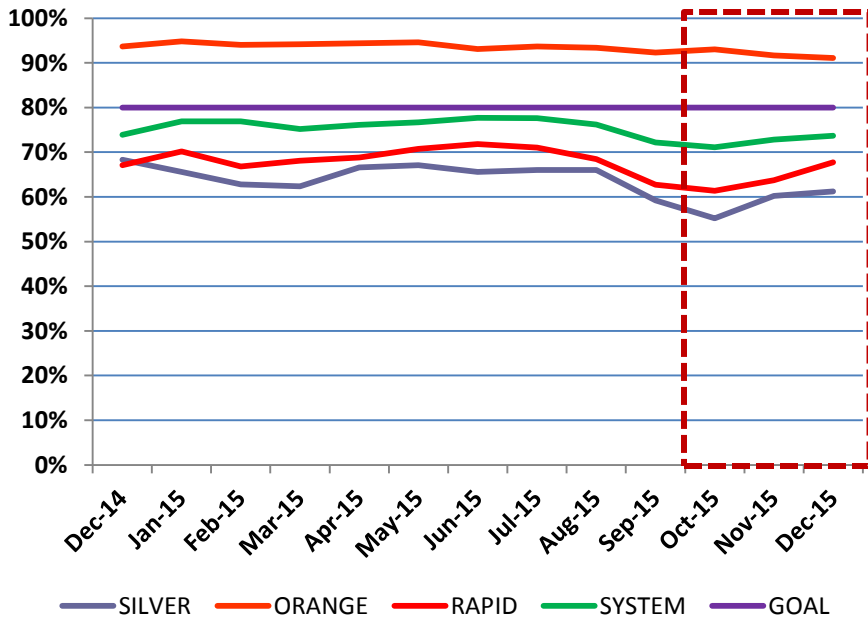
**Bus & Rail Average Weekday Ridership/  
Monthly Estimates**



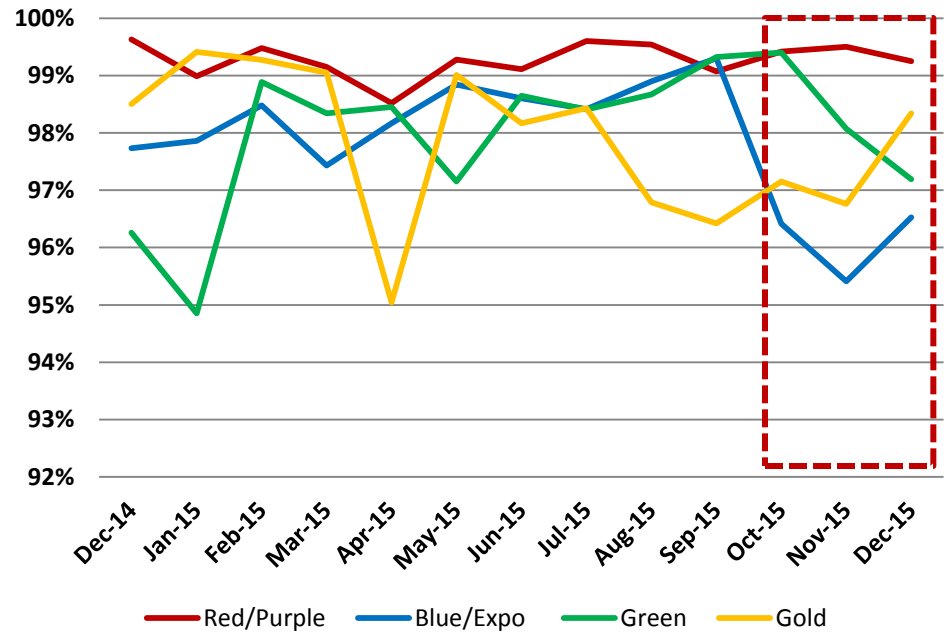
Fiscal Year	Bus	Rail
2014	1,083,697	358,513
2015	1,027,652	344,900

# Bus & Rail In Service On-Time Performance

## Bus ISOTP



## Rail ISOTP

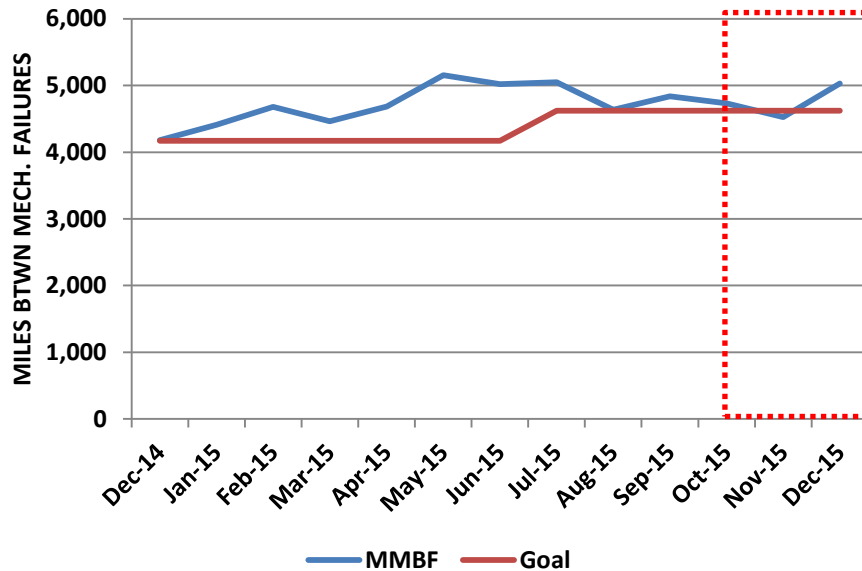


	FY15 Actual	FY16 YTD Actual	FY16 Goal
Bus	75.03%	73.55%	80%

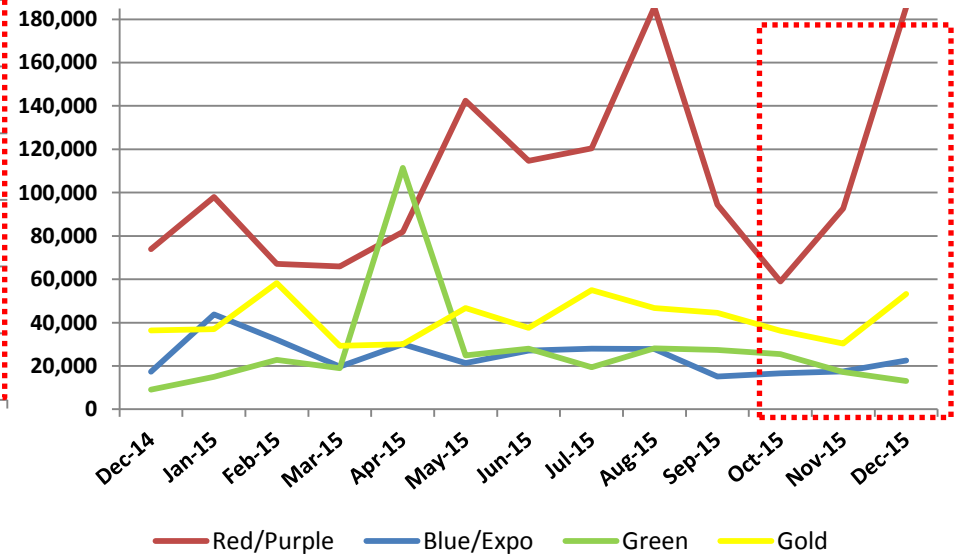
Line	FY15 Actual	FY16 YTD Actual	FY16 Goal
Red/Purple	99.13%	99.63%	99.9%
Blue	99.41%	99.34%	99.4%
Green	97.39%	99.51%	99.4%
Gold	98.56%	97.32%	99.9%
Expo	99.14%	98.86%	99.1%

# Bus & Rail Mean Miles Between Mechanical Failures

## Directly Operated Bus Mean Miles Between Mechanical Failures



## Rail Mean Miles Between Mechanical Failures



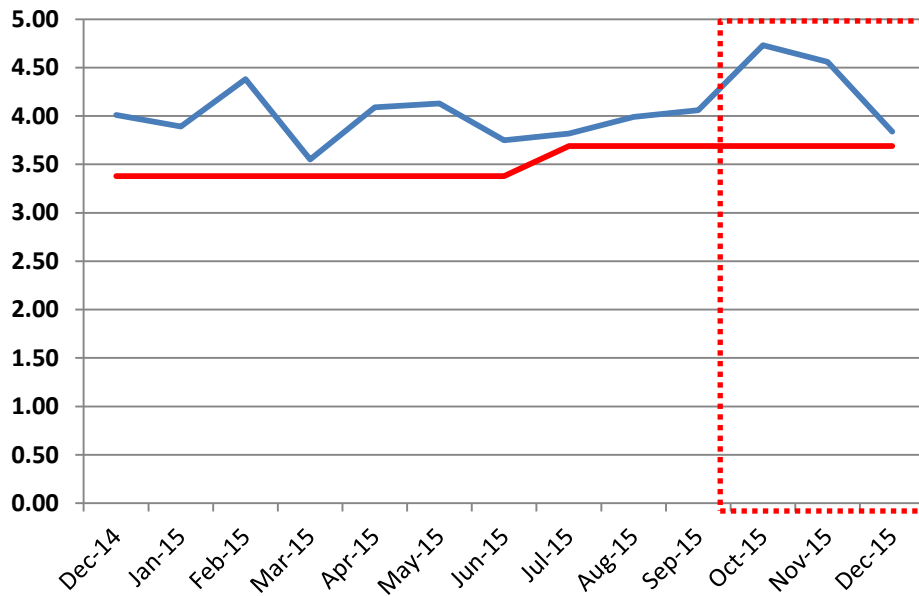
	FY15 Actual	FY16 YTD Actual	FY16 Goal
Bus	4,482	4,799	4,529

Line	FY15 Actual	FY16 YTD Actual	FY16 Goal
Red/Purple	85,090	120,521	86,792
Blue/Expo	23,716	20,117	23,934
Green	21,054	20,212	21,008
Gold	44,171	42,615	45,762

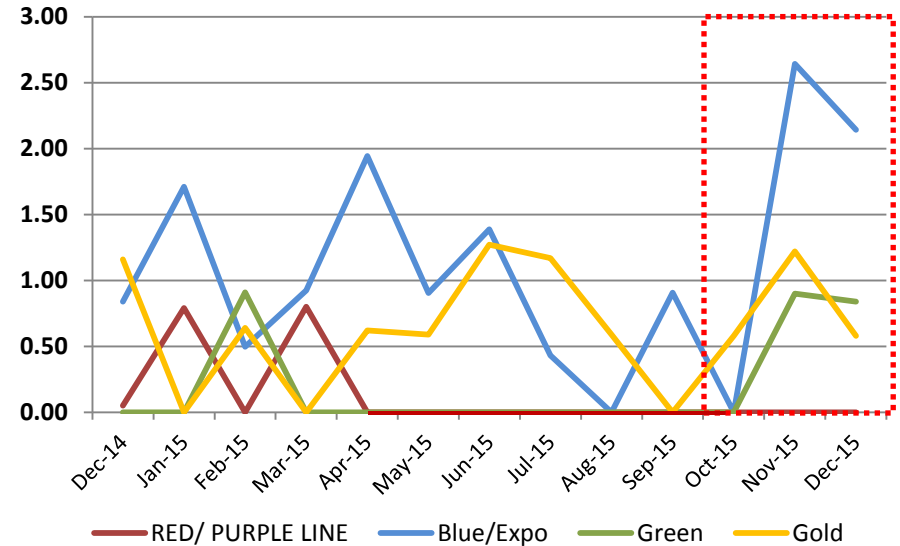


# Bus & Rail Vehicular Accidents per 100,000 Miles

## Bus Accidents/100K Miles



## Rail Vehicle Accidents / 100K Miles By Line

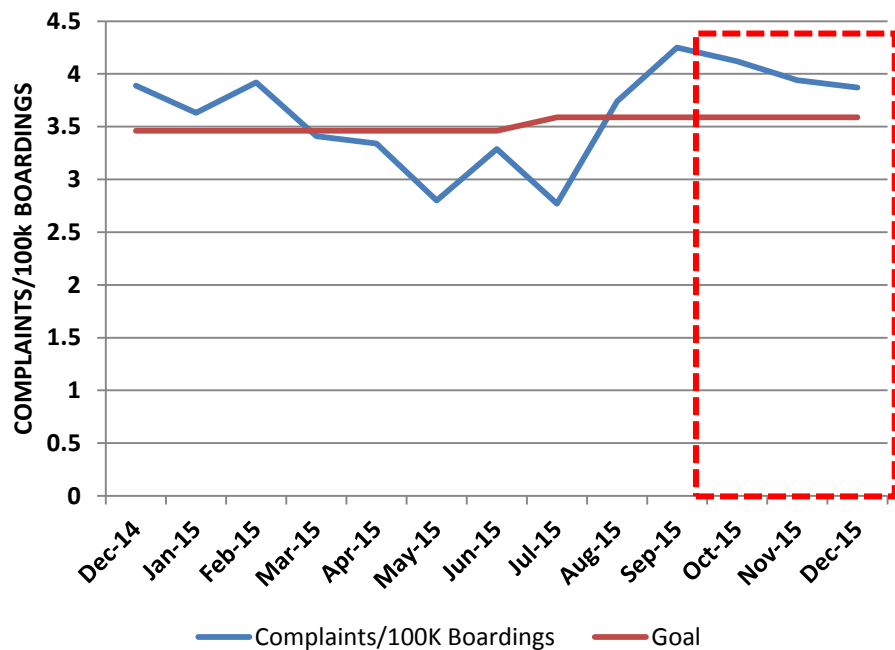


	FY15 Actual	FY16 YTD Actual	FY16 Goal
Bus	3.77	4.18	3.69

Line	FY 15 Actual	FY16 YTD Actual	FY16 Goal
Red/Purple	0.13	0.00	0.14
Blue	0.89	1.26	0.79
Green	0.14	0.28	0.15
Gold	0.54	0.69	0.47
Expo	1.02	0.29	1.10

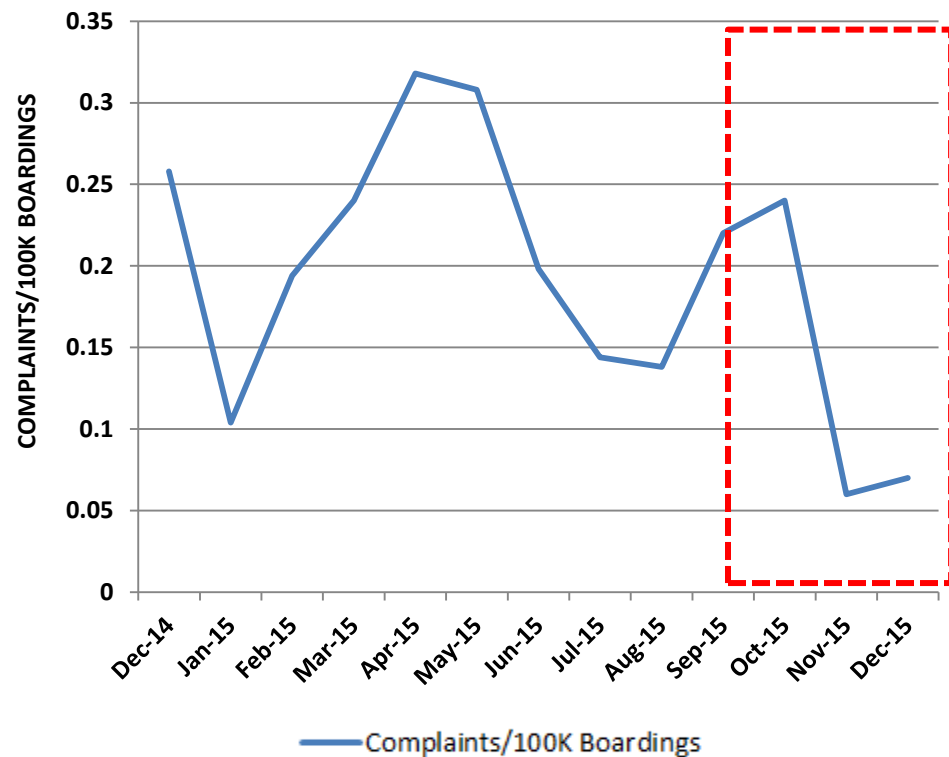
# Bus & Rail Customer Complaint Rates

## Bus Complaints/100K Boardings



	FY15Actual	FY16 YTD Actual	FY16 Goal
Bus	3.63	3.78	3.59

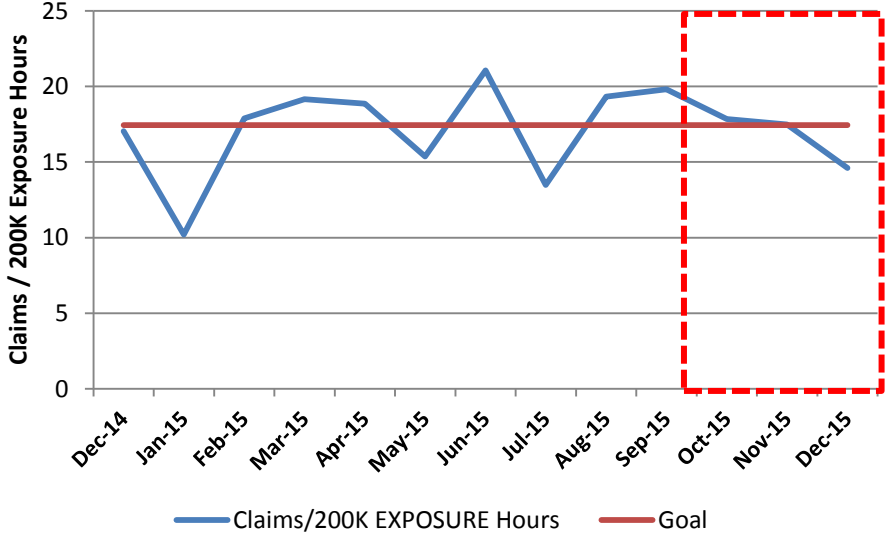
## Rail Complaints/100K Boardings



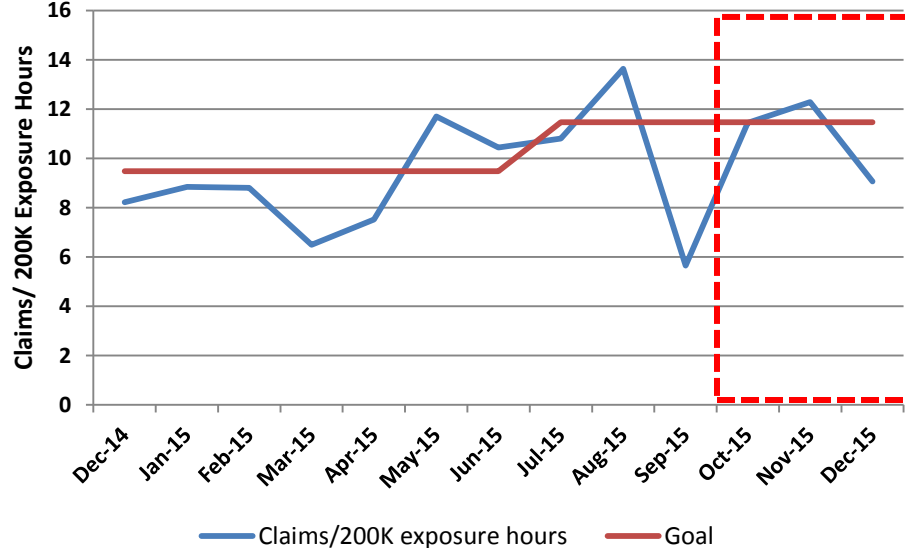
Line	FY 15 Actual	FY16 YTD Actual	FY16 Goal
Red/Purple	0.11	0.03	0.12
Blue	0.27	0.14	0.27
Green	0.32	0.23	0.31
Gold	0.34	0.23	0.34
Expo	0.38	0.20	0.40

# New Bus & Rail Worker's Compensation Claims

## Bus New Workers Compensation Claims/200K Exposure Hours



## Rail New Workers Compensation Claims /200K Exposure Hours



**Board Report**

---

**File #:** 2015-1789, **File Type:** Contract

**Agenda Number:** 41.

---

**SYSTEM SAFETY, SECURITY AND OPERATIONS COMMITTEE  
FEBRUARY 18, 2016**

**SUBJECT: POWER SWEEPING SERVICES FOR ALL METRO FACILITIES**

**ACTION: APPROVE CONTRACT MODIFICATION**

**RECOMMENDATION**

AUTHORIZE the Chief Executive Officer to execute Contract Modification No. 4 to Contract No. OP33672974, with **Nationwide Environmental Services Inc., for power sweeping services**, to exercise the first one-year option in the amount of \$1,424,850 increasing the total contract value from \$4,275,582 to \$5,700,432 and extending the contract term from June 1, 2016 to May 31, 2017.

**ISSUE**

Under this contract with Nationwide Environmental Services Inc., power sweeping services are provided on a regular basis in accordance with the maintenance schedule and frequencies specified within the contract scope of work. The three year base for this contract will expire on May 31, 2016. The contractor has been providing satisfactory maintenance services.

To continue providing the required power sweeping services, a contract modification is required to exercise option year one extending the period of performance through May 31, 2017.

**DISCUSSION**

Under this contract and option, power sweeping services are provided throughout Metro bus and rail facilities and State Owned Park and Ride (P&R) lots. This includes approximately 64 lots at bus divisions, terminals, locations, and stations, 33 lots at rail system stations and divisions, and 42 State Owned P&R lots.

The services provided under the existing contract and option are based on an aggressive routine maintenance schedule to ensure delivering clean and well maintained parking lots and structures throughout Metro facilities.

**DETERMINATION OF SAFETY IMPACT**

The approval of this item will provide on-going power sweeping services, improve Metro bus and rail facilities overall appearance and cleanliness, and provide prompt response time to ensure delivery of

safe, quality, on-time, and reliable services system-wide.

### **FINANCIAL IMPACT**

Funding of \$118,737.50 under this contract for the remainder of FY16 is included in the FY16 budget in cost center 3367 - Facilities Property Maintenance, account 50308, Service Contract Maintenance, under various projects.

Since this is a multi-year contract, the cost center manager, project managers, and Executive Director, Maintenance will ensure that the balance of funds are budgeted in future years.

### **Impact to Budget**

The source of funds for this action will come from State and local funding sources and Proposition C 25% that are eligible for Bus and Rail Operating or Capital Projects. These funding sources will maximize the use of funds for these activities. No other sources of funds were considered for this activity because it supports Caltrans P&R lots, and bus and rail operations. This activity is part of the on-going maintenance costs of Metro facilities.

### **ALTERNATIVES CONSIDERED**

Staff considered providing this service with in-house staff. This would require the hiring and training of additional personnel, purchase of additional equipment, vehicles, and supplies to support the expanded responsibility. Staff's assessment indicates this is not a cost-effective option for Metro.

### **NEXT STEPS**

Upon approval by the Board, staff will execute Modification No. 4 to Contract OP33672974 to exercise option year one with Nationwide Environmental Services Inc., effective June 1, 2016, to provide power sweeping services system-wide.

### **ATTACHMENTS**

Attachment A - Procurement Summary  
Attachment B - Contract Modification/Change Order Log  
Attachment C - DEOD Summary

Prepared by: Brady Branstetter, Director, Facilities Maintenance, (213) 922-6767  
Lena Babayan, Facilities Maintenance Manager, (213) 922-6765  
Chris Reyes, Transportation Planning Manager III, (213) 922-4808

Reviewed by: James T. Gallagher, Chief Operations Officer, (213) 922-4424  
Ivan Page, Interim Executive Director, Vendor/Contract Management, (213) 922-6383



Phillip A. Washington  
Chief Executive Officer

## PROCUREMENT SUMMARY

## POWER SWEEPING SERVICES FOR ALL METRO FACILITIES/OP33672974

1.	<b>Contract Number:</b> OP33672974		
2.	<b>Contractor:</b> Nationwide Environmental Services, Inc.		
3.	<b>Mod. Work Description:</b> Exercise Option Year One		
4.	<b>Contract Work Description:</b> Power Sweeping services are provided throughout Metro bus and rail facilities and State Owned Park and Ride (P&R) lots		
5.	<b>The following data is current as of:</b> January 12, 2016		
6.	<b>Contract Completion Status</b>		<b>Financial Status</b>
	<b>Contract Awarded:</b>	6/1/13	<b>Contract Award Amount:</b> \$4,274,550
	<b>Notice to Proceed (NTP):</b>	N/A	<b>Total of Modifications Approved:</b> \$1,032
	<b>Original Complete Date:</b>	5/31/16	<b>Pending Modifications (including this action):</b> \$1,424,850
	<b>Current Est. Complete Date:</b>	5/31/17	<b>Current Contract Value (with this action):</b> \$5,700,432
7.	<b>Contract Administrator:</b> Rommel Hilario		<b>Telephone Number:</b> 213-922-4654
8.	<b>Project Manager:</b> Lena Babayan		<b>Telephone Number:</b> 213-922-6765

**A. Procurement Background**

This Board Action is to approve Modification No. 4 to Contract No. OP33672974 issued in support of Facilities Maintenance to continue power sweeping services throughout Metro bus and rail facilities by exercising Option Year One for the amount of \$1,424,850.

This contract modification will be processed in accordance with Metro's Acquisition Policy and the contract type is firm fixed unit rate.

On March 21, 2013, the Board approved a five-year contract, inclusive of two, one-year options, to Nationwide Environmental Services, Inc., the lowest responsive, responsible bidder, to provide power sweeping services for all Metro facilities. The original contract amount consists of \$4,274,550 for the three year base period and \$1,424,850 for the first option year. The period of performance is from June 1, 2013 to May 31, 2017.

(Refer to Attachment B – Contract Modification/Change Order Log)

**B. Cost/Price Analysis**

The recommended price has been determined to be fair and reasonable based upon rates that were established as part of the current contract executed on June 1, 2013. According to the Consumer Price Index, similar industries experienced an average of 2.95% increase from December 2014 to December 2015. The rates for this Option Year are the same as the rates the firm has charged Metro during the base three years, with no increase. Therefore, exercising the option is in the best interest of Metro. The contract was a result of a competitive IFB in which the option year pricing was evaluated.

<b>Proposal Amount</b>	<b>Metro ICE</b>	<b>Award Amount</b>
\$1,424,850	\$1,424,850	<b>\$1,424,850</b>



**CONTRACT MODIFICATION/CHANGE ORDER LOG**

**POWER SWEEPING FOR ALL METRO FACILITIES/OP33672974**

<b>Mod. No.</b>	<b>Description</b>	<b>Date</b>	<b>Amount</b>
1.	Revised List of Locations & Schedule of Quantities and Prices Form, and added funding	6/1/13	\$50,232
2.	Revised List of Locations & Schedule of Quantities and Prices Form, and added funding	8/23/13	\$13,200
3.	Revised List of Locations & Schedule of Quantities and Prices Form, and reduced funding	7/1/14	(\$62,400)
4.	Exercise Option Year One	<b>PENDING</b>	\$1,424,850
	<b>Modification Total:</b>		<b>\$1,425,882</b>
	<b>Original Contract:</b>	<b>6/1/13</b>	<b>\$4,274,550</b>
	<b>Total:</b>		<b>\$5,700,432</b>

DEOD SUMMARY

POWER SWEEPING SERVICES FOR ALL METRO FACILITIES/OP33672974

**A. Small Business Participation**

The Diversity & Economic Opportunity Department established a 10% Disadvantaged Business Enterprise Anticipated Level of Participation (DALP) for this contract. The DALP was part of the previous race-neutral DBE program and was not a condition of award. Nationwide Environmental Services made a 0.74% DALP commitment. The project is 60% complete and the current DALP participation is 1.69%.

<b>Small Business Commitment</b>	<b>0.74% DALP</b>	<b>Small Business Participation</b>	<b>1.69% DALP</b>
----------------------------------	-------------------	-------------------------------------	-------------------

	<b>DBE Subcontractors</b>	<b>Ethnicity</b>	<b>% Commitment</b>	<b>Current Participation<sup>1</sup></b>
1.	Patten Energy	African American	0.74%	1.69%
	<b>Total</b>		<b>0.74%</b>	<b>1.69%</b>

<sup>1</sup>Current Participation = Total Actual Amount Paid-to-Date to DBE firms ÷ Total Actual Amount Paid-to-Date to Prime.

**B. Living Wage and Service Contract Worker Retention Policy Applicability**

The Living Wage and Service Contract Worker Retention Policy is not applicable to this modification.

**C. Prevailing Wage Applicability**

Prevailing Wage requirements are applicable to this project. DEOD will continue to monitor contractors' compliance with the State of California Department of Industrial Relations (DIR), California Labor Code, and, if federally funded, the U S Department of Labor (DOL) Davis Bacon and Related Acts (DBRA).

**D. Project Labor Agreement/Construction Careers Policy**

The Project Labor Agreement/Construction Careers Policy is not applicable to this project.

**Board Report**

---

**File #:** 2015-1793, **File Type:** Contract**Agenda Number:** 42.

---

**SYSTEM SAFETY, SECURITY AND OPERATIONS COMMITTEE  
FEBRUARY 18, 2016****SUBJECT: GRAFFITI ABATEMENT, LANDSCAPE AND IRRIGATION MAINTENANCE, AND  
TRASH AND VEGETATION REMOVAL SERVICES****ACTION: APPROVE CONTRACT MODIFICATION****RECOMMENDATION**

AUTHORIZE the Chief Executive Officer to execute Modification:

- A. No. 1 to Contract No. OP3635700 with **Parkwood Landscape Maintenance Inc. (Parkwood) for graffiti abatement and trash and vegetation removal services for Region 2 - Metro Gold Line extension**, in the not-to-exceed amount of \$2, 270,905, increasing the base contract value from \$12,599,235 to \$14,870,140.
- B. No. 1 to Contract No. OP3569500 with **Woods Maintenance Services, Inc. (Woods) for graffiti abatement and trash and vegetation removal services for Region 3 - Metro Expo Line extension**, in the not-to-exceed amount of \$3,551,658 increasing the base contract value from \$16,863,892 to \$20,415,550.

**ISSUE**

On September 24, 2015, Metro Board of Directors approved the award of contracts to Parkwood and Woods for Regions 2 and 3 respectively, to provide graffiti abatement, landscape and irrigation, and trash and vegetation removal services throughout Metro-owned active and inactive Right-of-Ways (ROWs) and bus and rail facilities within Los Angeles County. Additional facilities including 42 Caltrans Park-and-Ride lots, Union Pacific (UP) ROWs adjacent to Metro Blue Line and other non-Metro owned properties that are often perceived by the public as Metro properties are also maintained under these contracts.

At the time of the award, the scope of work did not include Metro Foothill Extension in Region 2 and Expo II in Region 3 since these expansion projects were still under construction without anticipated revenue opening dates.

The Metro Foothill Extension revenue operating date is scheduled for March 5, 2016 and Expo II is anticipated to open for service sometime around May 2016. Graffiti abatement and trash and vegetation removal services will be expanded to include these two new rail facilities and stations.

Therefore, contract modifications for the expanded services are required to increase the contract values and ensure sufficient funding for the additional maintenance services effective March 1, 2016 for the Metro Foothill Extension and on or about the revenue service date for the Expo II.

Landscape and irrigation maintenance services for the Metro Foothill Extension and the Expo II will be performed under the initial one year maintenance and warranty period by the installation contractor, outside these regional contracts. In the meantime, staff is developing two separate solicitations to provide routine landscape and irrigation maintenance services upon completion of the initial one year maintenance period for each of the Metro Foothill Extension and the Expo II Lines. These actions are taken in an effort to allow opportunities for competition and attract small business participation.

## **DISCUSSION**

The Metro Foothill Extension is extending the existing Gold Line east from Pasadena. This phase will travel 11.3 miles from Sierra Madre Villa Station to Azusa. It consists of one operating division, six rail stations, five parking lots and 10 Traction Power Substations (TPSS).

The Expo II is extending the Metro Expo Line west to Santa Monica from the Culver City Station. The 6.6 miles of active rail ROW will connect Santa Monica to Long Beach through Downtown Los Angeles. It consists of one (1) operating division, seven (7) rail stations, three (3) parking lots and eight (8) TPSS.

As graffiti abatement and trash and vegetation removal services are expanded to include the Metro Foothill Extension and Expo II, graffiti abatement services will be performed five days per week, removing any graffiti via chemical and/or pressure washing techniques throughout the system, within 24 hours and upon securing track allocation approval to access Metro restricted areas.

The contractors' crews are required to take before and after photos of the vandalized areas for law enforcement before removing graffiti from Metro transit stations, sound walls, retaining walls, bridges, poles, columns, and any other transit structures in accordance with Metro's safety requirements.

Regular graffiti abatement service for Metro facilities is essential to ensure maintaining a safe, clean, and pleasant environment to our patrons. This service will continue our long standing practice of zero tolerance for graffiti system-wide and enhance the overall appearance and cleanliness of Metro facilities while mitigating criminal activities.

The contractors will also provide regular trash and vegetation removal services throughout the Foothill Extension and Expo II facilities and ROWs.

To avoid service interruptions and continue providing these critical maintenance services, contract modifications to increase the contract values are required effective March 1, 2016 for the Metro Foothill Extension and around May 2016 for the Expo II.

## **DETERMINATION OF SAFETY IMPACT**

The approval of this item will ensure the continuity of maintenance services, mitigate vandalism activities, enhance Metro-owned ROWs and facilities' overall appearance and cleanliness, and provide a proactive approach to maintenance needs, to ensure delivery of safe, clean, on-time and reliable services system-wide.

### **FINANCIAL IMPACT**

Funding of \$491,318 for this action (\$279,496 for Region 2 and \$211,822 for Region 3) is included in the remaining F16 budget in Cost Center 3367 - Facilities Property Maintenance, Account 50308 - Service Contract Maintenance, under various operating projects.

Metro staff will request additional funds during the FY17 budget development to cover for these expanded services since they were not taken into consideration during the FY16 budget development.

Since this is a multi-year contract, the cost center manager, project managers, and Executive Director, Maintenance will ensure that the balance of funds are budgeted in future years.

### **Impact to Budget**

The source of funds for this action will come from State and local funding sources that are eligible for Bus and Rail Operations. No other sources of funds were considered for this activity because it supports rail operations. This activity is part of the on-going maintenance costs of Metro facilities.

### **ALTERNATIVES CONSIDERED**

Staff considered providing this service with in-house staff. This would require the hiring and training of additional personnel, purchase of additional equipment, vehicles, and supplies to support the expanded responsibility. Staff's assessment indicates this is not a cost-effective option for Metro.

### **NEXT STEPS**

Upon Board approval, staff will execute contract modifications for Regions 2 and 3 with Parkwood Landscape Maintenance, Inc. under OP3635700, and Woods Maintenance Services, Inc. under OP3569500, respectively, to provide graffiti abatement, and trash and vegetation removal services along the Metro Foothill Extension and Expo II.


### **ATTACHMENTS**

- Attachment A - Procurement Summary
- Attachment B - Contract Modification/Change Order Log
- Attachment C - DEOD Summary
- Attachment D - Map Region 2
- Attachment E - Map Region 3

Prepared by: Brady Branstetter, Director, Facilities Maintenance, (213) 922-6767

Lena Babayan, Facilities Maintenance Manager, (213) 922-6765  
Chris Reyes, Transportation Planning Manager III, (213) 922-4808

Reviewed by: James T. Gallagher, Chief Operations Officer, (213) 922-4424  
Ivan Page, Interim Executive Director, Vendor/Contract Management, (213) 922-6383



---

Phillip A. Washington  
Chief Executive Officer

## PROCUREMENT SUMMARY

**GRAFFITI ABATEMENT, LANDSCAPE AND IRRIGATION MAINTENANCE, AND  
TRASH AND VEGETATION REMOVAL SERVICES/  
REGION 2: OP3635700 & REGION 3: OP3569500**

1.	<b>Contract Number:</b> Region 2: OP3635700 Region 3: OP3569500		
2.	<b>Contractor:</b> Region 2: Parkwood Landscape Maintenance, Inc. Region 3: Woods Maintenance Services, Inc.		
3.	<b>Mod. Work Description:</b> Effective March 2016 and May 2016, graffiti abatement and trash and vegetation removal services will be expanded to include Metro Gold Line Foothill Extension (Region 2) and Expo II (Region 3) facilities and stations, respectively.		
4.	<b>Contract Work Description:</b> The contractors are providing graffiti abatement, landscape and irrigation, and trash and vegetation removal services throughout Metro-owned active and inactive ROWs and bus and rail facilities within Los Angeles County.		
5.	<b>The following data is current as of:</b> January 13, 2016		
6.	<b>Contract Completion Status</b>		<b>Financial Status</b>
	<b>Contract Awarded:</b>	11/15/15	<b>Contract Award Amount:</b> See Attachment B
	<b>Notice to Proceed (NTP):</b>	N/A	<b>Total of Modifications Approved:</b> See Attachment B
	<b>Original Complete Date:</b>	9/30/18	<b>Pending Modifications (including this action):</b> See Attachment B
	<b>Current Est. Complete Date:</b>	9/30/18	<b>Current Contract Value (with this action):</b> See Attachment B
7.	<b>Contract Administrator:</b> Rommel Hilario		<b>Telephone Number:</b> 213-922-4654
8.	<b>Project Manager:</b> Shaunt Avanesian		<b>Telephone Number:</b> 213-922-5931

**A. Procurement Background**

This Board Action is to approve Contract Modification No. 1 issued in support of Facilities Maintenance for graffiti abatement and trash and vegetation removal services in Region 2 (Metro Gold Line) and Region 3 (Metro Expo Line).

This contract modification will be processed in accordance with Metro's Acquisition Policy and the contract type is firm fixed unit rate.

On September 24, 2015, the Board approved contracts to Parkwood Landscape Maintenance, Inc. (Region 2) in the amount of \$12,599,235, and Woods Maintenance Services, Inc. (Region 3) in the amount of \$16,863,892 for the base term. The base period of performance for both contracts is from November 15, 2015 to September 30, 2018.

Under these multi-year regional comprehensive services contracts, the contractors provide graffiti abatement, landscape and irrigation, and trash and vegetation removal services throughout Metro-owned active and inactive ROWs and bus and rail facilities within Los Angeles County

The Contract Modification/Change Order Log is provided in Attachment B.

**B. Cost/Price Analysis**

The recommended total price to both the basic contract and the options years has been determined to be fair and reasonable based upon a cost analysis and rates that were established and analyzed as part of the current contract executed on November 15, 2015. The proposed rates for the new work are the same as the rates in the current contract. The basic contract was a result of a competitive negotiated RFP that was recently completed.

**REGION 2 – PARKWOOD LANDSCAPE MAINTENANCE, INC.**

<b>Proposal Amount</b>	<b>Metro ICE</b>	<b>Negotiated Amount</b>
\$2,270,905	\$2,270,905	<b>\$2,270,905</b>

**REGION 3 – WOODS MAINTENANCE SERVICES, INC.**

<b>Proposal Amount</b>	<b>Metro ICE</b>	<b>Negotiated Amount</b>
\$3,551,658	\$3,551,658	<b>\$3,551,658*</b>

\* This amount is based on the anticipated start date of around May 2016 for Expo II.



**CONTRACT MODIFICATION/CHANGE ORDER LOG**

**GRAFFITI ABATEMENT, LANDSCAPE AND IRRIGATION MAINTENANCE, AND TRASH AND VEGETATION REMOVAL SERVICES/  
REGION 2: OP3635700 & REGION 3: OP3569500**

**REGION 2 – PARKWOOD LANDSCAPE MAINTENANCE, INC.**

<b>Mod. No.</b>	<b>Description</b>	<b>Date</b>	<b>Amount</b>
1.	Graffiti abatement and trash and vegetation removal services will be expanded to include Metro Gold Line (Region 2)	<b>PENDING</b>	\$2,270,905
	<b>Modification Total:</b>		<b>\$2,270,905</b>
	<b>Original Contract:</b>	<b>11/15/15</b>	<b>\$12,599,235</b>
	<b>Total:</b>		<b>\$14,870,140</b>

**REGION 3 – WOODS MAINTENANCE SERVICES, INC.**

<b>Mod. No.</b>	<b>Description</b>	<b>Date</b>	<b>Amount</b>
1.	Graffiti abatement and trash and vegetation removal services will be expanded to include Expo Line (Region 3)	<b>PENDING</b>	\$3,551,658
	<b>Modification Total:</b>		<b>\$3,551,658</b>
	<b>Original Contract:</b>	<b>11/15/15</b>	<b>\$16,863,892</b>
	<b>Total:</b>		<b>\$20,415,550</b>

DEOD SUMMARY

**Graffiti Abatement, Landscape & Irrigation Maintenance, and Trash & Vegetation Removal Services / Contract No. PS11654 Region 2 & Region 3**

**A. Small Business Participation**

**Region 2 – Metro Gold Line (Parkwood)**

Parkwood Landscape Maintenance, Inc. made a 22% Small Business Enterprise (SBE) and 3% Disabled Veteran Business Enterprise (DVBE) commitment. The project is 3% complete. Current participation is 18.34% SBE and 3.37% DVBE.

<b>Small Business Commitment</b>	<b>22% SBE 3% DVBE</b>	<b>Small Business Participation</b>	<b>18.34% SBE 3.37% DVBE</b>
----------------------------------	----------------------------	-------------------------------------	----------------------------------

	<b>SBE Subcontractors</b>	<b>% Commitment</b>	<b>Current Participation<sup>1</sup></b>
1.	Briteworks, Inc.	11.00%	8.62%
2.	Far East Landscape (Landscape)	5.87%	5.51%
3.	Far East Landscape (Trash Removal)	5.13%	4.21%
	<b>Total SBE</b>	<b>22.00%</b>	<b>18.34%</b>
	<b>DVBE Subcontractors</b>		
1.	IECLT, Inc.	3.00%	3.37%
	<b>Total DVBE</b>	<b>3.00%</b>	<b>3.37%</b>

<sup>1</sup>Current Participation = Total Actual Amount Paid-to-Date to SBE/DVBE firms ÷ Total Actual Amount Paid-to-date to Prime.

**Region 3 – Metro Expo Line (Woods)**

Woods Maintenance Services, Inc. (WMS) made a 24.46% Small Business Enterprise (SBE) commitment. Woods did not make a Disabled Veteran Business Enterprise (DVBE) commitment; was deemed responsive after passing good faith efforts (GFE). The project is 3% complete. Current participation is 25.05% SBE.

<b>Small Business Commitment</b>	<b>24.46% SBE</b>	<b>Small Business Participation</b>	<b>25.05% SBE</b>
----------------------------------	-------------------	-------------------------------------	-------------------

	<b>SBE Subcontractors</b>	<b>% Commitment</b>	<b>Current Participation<sup>1</sup></b>
1.	Briteworks, Inc.	15.55%	14.87%
2.	Far East Landscape	8.91%	10.18%
	<b>Total SBE</b>	<b>24.46%</b>	<b>25.05%</b>

<sup>1</sup>Current Participation = Total Actual Amount Paid-to-Date to SBE/DVBE firms ÷ Total Actual Amount Paid-to-date to Prime.

## **B. Living Wage and Service Contract Worker Retention Policy Applicability**

The Living Wage and Service Contract Worker Retention Policy (LW/SCWRP) will be applicable on this modification. Metro staff will monitor and enforce the policy guidelines to ensure that applicable workers are paid at minimum, the current Living Wage rate of \$16.04 per hour (\$11.17 base + \$4.87 health benefits), including yearly increases. In addition, contractors will be responsible for submitting the required reports for the Living Wage and Service Contract Worker Retention Policy and other related documentation to staff to determine overall compliance with the policy.

## **C. Prevailing Wage Applicability**

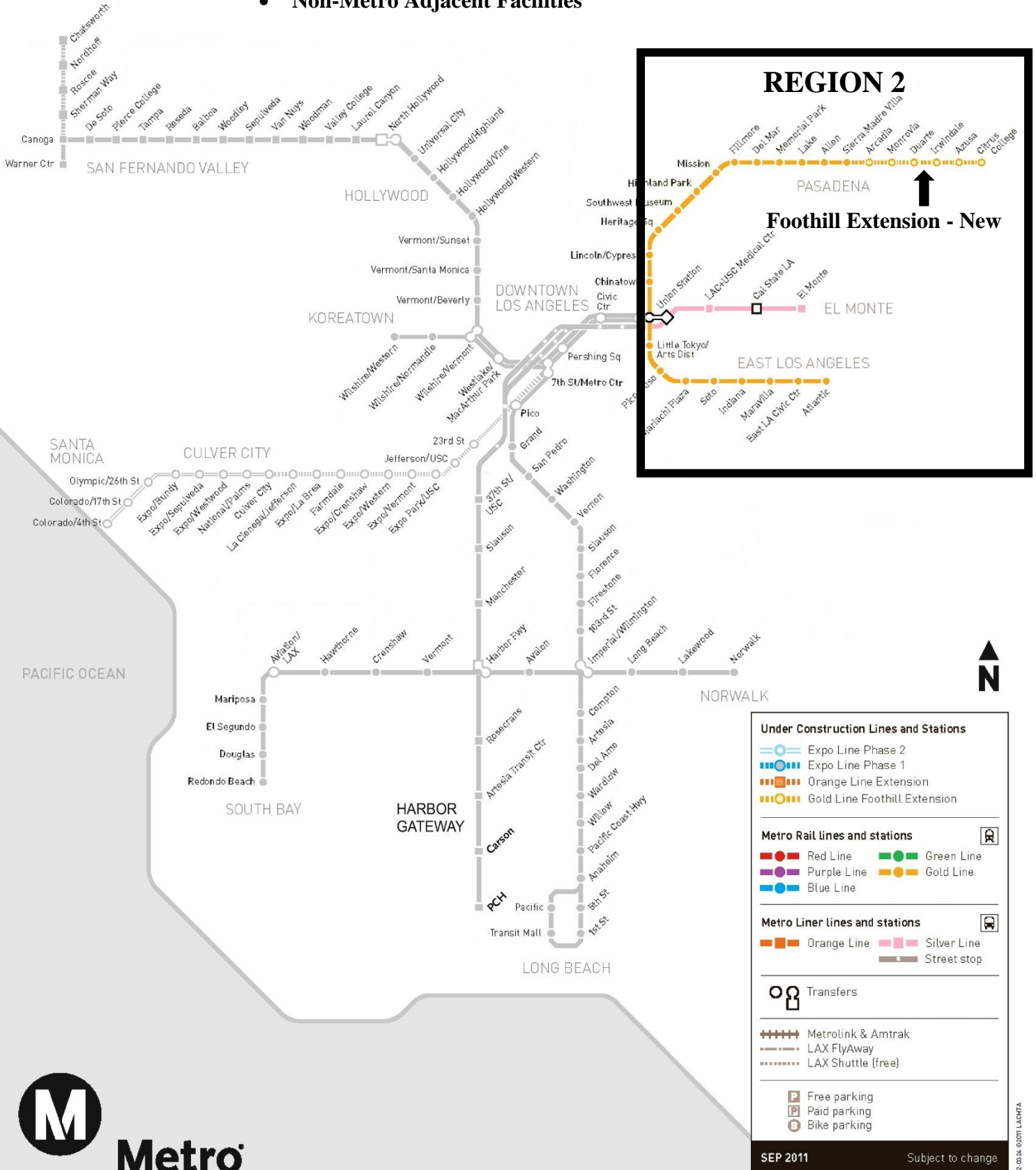
Prevailing Wage requirements are applicable to this project. DEOD will continue to monitor contractors' compliance with the State of California Department of Industrial Relations (DIR), California Labor Code, and, if federally funded, the U S Department of Labor (DOL) Davis Bacon and Related Acts (DBRA).

# Go Metro

## REGION 2

metro.net

- Metro Pasadena Gold Line Stations & Active ROW
- Metro Inactive ROWs within the Geographical Area
- Bus and Rail Facilities within the Geographical Area
- Caltrans P&R Lots within the Geographical Area
- Non-Metro Adjacent Facilities

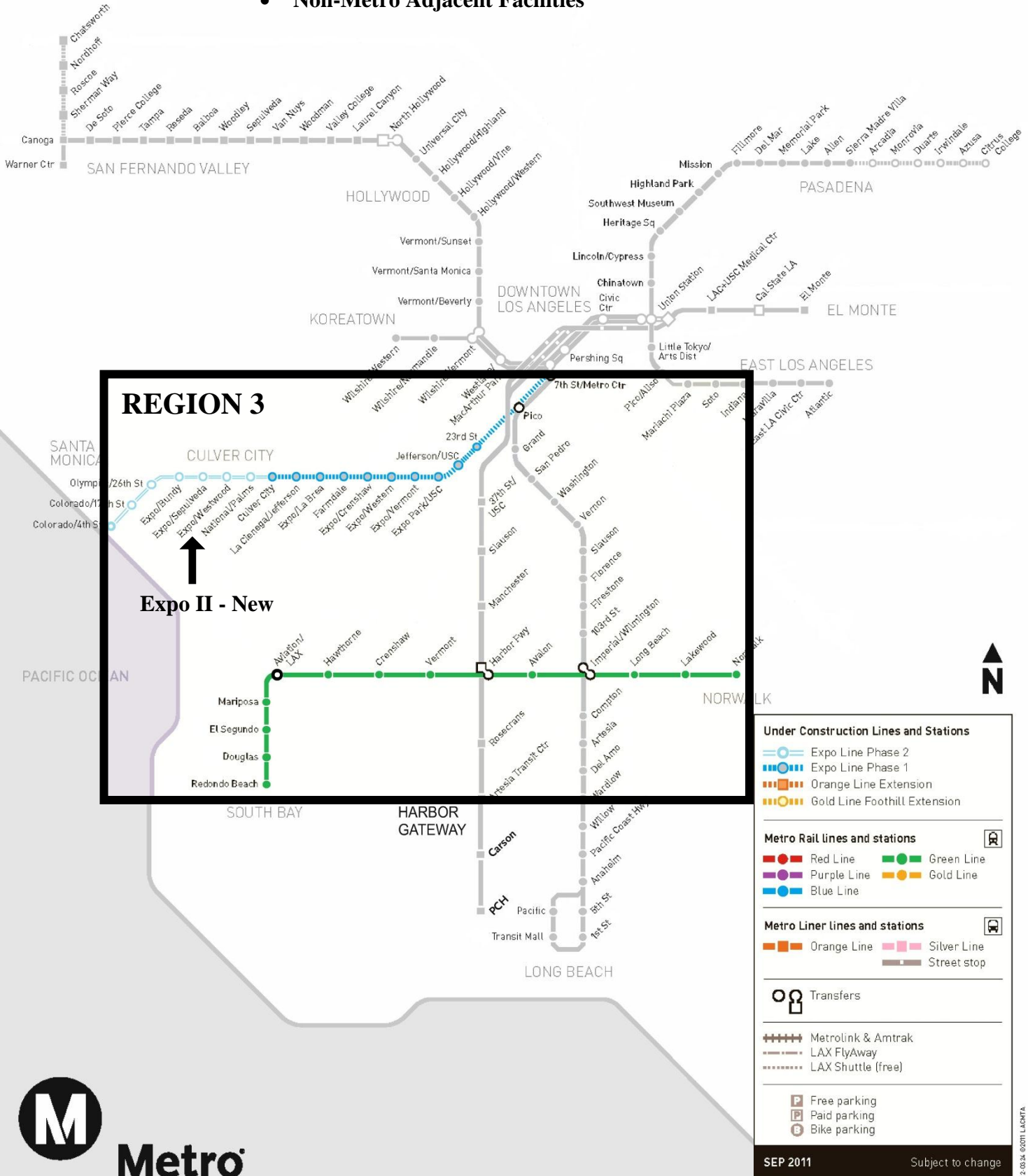


# Go Metro

## REGION 3

metro.net

- Metro Expo & Green Line Stations & ROW
- Metro Inactive ROWs within the Geographical Area
- Bus and Rail Facilities within the Geographical Area
- Caltrans P&R Lots within the Geographical Area
- Non-Metro Adjacent Facilities



**Board Report**

---

**File #:** 2015-1778, **File Type:** Contract**Agenda Number:**

---

**SYSTEM SAFETY, SECURITY AND OPERATIONS COMMITTEE  
FEBRUARY 18, 2016****SUBJECT: FENCE REPAIR AND INSTALLATION SERVICES FOR METRO RAIL RIGHTS-OF-WAY, FACILITIES AND PARCEL PROPERTIES****ACTION: APPROVE CONTRACT AWARD****RECOMMENDATION**

AUTHORIZE the Chief Executive Officer to award a firm fixed unit rate Contract No. OP4056400OP for **Fence Repair and Installation Services for Metro Rail Rights-of-Way, Facilities and Parcel Properties with APW Construction Inc, DBA Ace Fence Co.**, for a not-to-exceed amount of \$1,000,800, for the three-year base period effective April 1, 2016 through March 31, 2019, plus \$343,200 for the first option year, and \$352,800 for the second option year, for a combined total of \$1,696,800.

**ISSUE**

There are multiple types of fencing systems installed on the perimeters of Metro operational and non-operational railroad properties throughout Los Angeles County. Property fences are subject to damage due to vandalism, forced entries, vehicle accidents and natural disasters requiring repair on an as-needed basis.

As Metro continues to upgrade the existing infrastructure, expand its services to include new rail construction stations and facilities, and continuously refine Metro's safety requirements and procedures, timely response to fencing repair and installation is required.

An ongoing fence replacement installation, maintenance, and repair service is necessary for rapid response to emergencies, to prevent endangering lives, protect public properties by restricting access to Metro-owned facilities, and to secure other restricted areas.

Under the existing contract OP3344112821 due to expire March 31, 2016, several necessary as-needed fencing repair and installation services have been provided in support of Metro's construction and maintenance safety related projects. To ensure service continuity providing safe and timely fencing repair and installation services, a new contract award is required effective April 1, 2016.

**DISCUSSION**

In order to meet Metro's security needs, fencing is required on active railroad rights-of-way, electrified railroad yards and traction power substations to prevent the public from accessing these restricted areas and placing themselves at the risk of being hit by trains or electrocuted by third rail or high-power electrical lines.

---

Fencing on other Metro rail operating properties and storage yards is necessary to restrict access to trespassers, mitigate illegal dumping, and to protect Metro properties from theft and vandalism.

To avoid service interruption and continue providing safe and timely fencing repair and installation services, a new contract award is required effective April 1, 2016.

**DETERMINATION OF SAFETY IMPACT**

The approval of this item will ensure safe, timely and quality as-needed fencing repair and installation services system-wide.

**FINANCIAL IMPACT**

Funding of \$83,400 under this contract for the remainder of FY16 is included in the FY16 budget within Cost Center 3367 - Facilities Property Maintenance, Account 50308 - Service Contract Maintenance, under various projects.

Since this is a multi-year contract, the cost center manager, project managers, and Executive Director, Maintenance will ensure that the balance of funds is budgeted in future years.

Impact to Budget

The source of funds for this action will come from State and local funding sources that are eligible for Bus and Rail Operating or Capital Projects. These funding sources will maximize the use of funds for these activities.

**ALTERNATIVES CONSIDERED**

Staff considered providing this service with in-house staff. This would require the hiring and training of additional personnel, purchase of additional equipment, vehicles, and supplies to support the expanded responsibility. Staff's assessment indicates this is not a cost-effective option for Metro.

**NEXT STEPS**


Upon approval by the Board, staff will execute Contract No. OP4056400OP to APW Construction Inc., DBA Ace Fence Co., to provide Fence Repair and Installation Services for Metro Rail Right of Ways, Facilities and Parcel Properties effective April 1, 2016.

**ATTACHMENTS**

Attachment A - Procurement Summary  
Attachment B - DEOD Summary

Prepared by: Brady Branstetter, Director, Facilities Maintenance, (213) 922-6767  
Lena Babayan, Facilities Maintenance Manager, (213) 922-6765  
Chris Reyes, Transportation Planning Manager III, (213) 922-4808

Reviewed by: James T. Gallagher, Chief Operations Officer, (213) 922-4424  
Ivan Page, Interim Executive Director, Vendor/Contract Management, (213) 922-6383



Phillip A. Washington  
Chief Executive Officer



## PROCUREMENT SUMMARY

## FENCE REPAIR AND INSTALLATION SERVICES FOR METRO RAIL RIGHTS-OF-WAY, FACILITIES, AND PARCEL PROPERTIES/OP4056400OP

1.	<b>Contract Number:</b> OP4056400OP	
2.	<b>Recommended Vendor:</b> APW Construction, Inc., DBA Ace Fence Company	
3.	<b>Type of Procurement (check one):</b> <input type="checkbox"/> RFP <input checked="" type="checkbox"/> IFB <input type="checkbox"/> IFB-A&E <input type="checkbox"/> Non-Competitive <input type="checkbox"/> Modification <input type="checkbox"/> Task Order	
4.	<b>Procurement Dates:</b>	
	<b>A. Issued:</b> August 11, 2015	
	<b>B. Advertised/Publicized:</b> August 11, 2015	
	<b>C. Pre-proposal/Pre-Bid Conference:</b> August 18, 2015	
	<b>D. Proposals/Bids Due:</b> September 22, 2015	
	<b>E. Pre-Qualification Completed:</b> September 25, 2015	
	<b>F. Conflict of Interest Form Submitted to Ethics:</b> November 19, 2015	
	<b>G. Protest Period End Date:</b> February 25, 2016	
5.	<b>Solicitations Picked up/Downloaded:</b> 13	<b>Bids/Proposals Received:</b> 1
6.	<b>Contract Administrator:</b> Rommel Hilario	<b>Telephone Number:</b> (213) 922-4654
7.	<b>Project Manager:</b> Carlos Martinez	<b>Telephone Number:</b> (213) 922-6761

**A. Procurement Background**

This Board Action is to approve contract award in support of Facilities Maintenance to provide masonry walls, wrought iron, steel picket, welded wire mesh, and chain link fence installation, maintenance, and repair services for all Metro owned rail Rights-of-Way (ROWs), facilities and parcel properties as outlined in Invitation for Bid (IFB) No. OP1617533673491.

The IFB was issued as a competitive procurement in accordance with Metro's Acquisition Policy. The contract type is firm fixed unit price.

Three amendments were issued during the solicitation phase of this IFB:

- Amendment No. 1, issued on August 13, 2015, provided answers to bidders questions;
- Amendment No. 2, issued on August 28, 2015, provided pre-bid conference material including sign-in sheets, planholder's list, and prevailing wage information;
- Amendment No. 3, issued on September 14, 2015, extended the bid due date.

A pre-bid conference was held on August 18, 2015. One bid was received on September 22, 2015.

Metro staff conducted a market survey to determine why there were no other bids received, per the Acquisition Policy. Four firms responded with the following reasons:

1. Potential bidder felt that the SBE goal was too prohibitive.
2. Potential bidder decided that the solicitation process was too burdensome.
3. Potential bidder did not have sufficient resources to submit a bid.
4. Potential bidder arrived 15 minutes after the bid opening and did not submit their bid.

Based on the market survey and further analysis, it was determined that the solicitation was not restrictive and the decisions not to bid were based on individual business considerations as affirmed by the responses. Adequate competition exists as the solicitation was performed in an environment where all bidders believed that competition was available. Therefore, this solicitation can be awarded as a competitive award.

**B. Evaluation of Bids**

This procurement was conducted in accordance, and complies with, the Metro Acquisition Policy for a competitive sealed bid.

One bid was received from the incumbent, APW Construction, Inc., DBA Ace Fence Company. The firm was determined to be responsive, responsible and qualified to perform the required services based on the IFB's minimum requirements and technical evaluation by the Project Manager. Reference checks were conducted which resulted in positive remarks.

**C. Cost/Price Analysis**

The recommended pricing for the contract is fair and reasonable based on the firm's published prices, independent cost estimate, and technical evaluation. The bid unit prices are the same as the unit prices in the current contract.

<b>BIDDER</b>	<b>AMOUNT</b>	<b>METRO ICE</b>	<b>AWARD AMOUNT</b>
Ace Fence Company	\$1,696,800	\$1,761,600	\$1,696,800

**D. Background on Recommended Contractor**

Ace Fence Company originally started in the San Gabriel Valley in 1949, and is currently providing fence repair and maintenance services to Metro. In 1988 the company was acquired by America Tang, who has owned and managed the company until today. Ace Fence Company jobs are comprised of 95% Public Works and 5% Commercial and Industrial work. They are signatory to a collective bargaining agreement with the Southern California District Council of Laborers and

its affiliated locals. The company is one of California's earliest generation of fence contractors, providing engineering expertise in fencing to serve the Southern California community in all their fencing needs. Ace Fence Company has built and maintained a high reputation as a fence leader in the Southern California region, and they serve as fence consultants to many local agencies and major engineering firms. Ace Fence Company services customers from Santa Barbara to San Diego. The firm is certified as an MBE, WBE, SBE, DBE and UDBE. Ace Fence Company is listed in the Top 100 Women Owned Companies in the Los Angeles County since 1990. One of their largest projects was the construction of the electrified fence for the 105 Century Freeway spanning from the 605 Freeway to Los Angeles International Airport. The 34-mile median barrier chain link fence on both sides of the Metro Green Line was installed and completed within 45 days.

DEOD SUMMARY

FENCE REPAIR AND INSTALLATION SERVICES FOR METRO RAIL RIGHTS-OF-WAY, FACILITIES, AND PARCEL PROPERTIES/OP4056400P

**A. Small Business Participation**

The Diversity and Economic Opportunity Department (DEOD) established a 20% Small Business Enterprise (SBE) goal for this project. APW Construction, Inc., DBA Ace Fence Company, an SBE Prime, exceeded the goal by making a 100% SBE commitment.

<b>Small Business Goal</b>	<b>20% SBE</b>	<b>Small Business Commitment</b>	<b>100% SBE</b>
----------------------------	----------------	----------------------------------	-----------------

	<b>SBE Subcontractors</b>	<b>% Committed</b>
1.	Ace Fence Company (Prime)	100%
	<b>Total Commitment</b>	<b>100%</b>

**B. Living/Prevailing Wage and Service Contract Worker Retention Policy Applicability**

The Living Wage and Service Contract Worker Retention Policy is not applicable to this contract.

**C. Prevailing Wage Applicability**

Prevailing Wage requirements are applicable to this project. DEOD will monitor contractors' compliance with the State of California Department of Industrial Relations (DIR), California Labor Code, and, if federally funded, the U S Department of Labor (DOL) Davis Bacon and Related Acts (DBRA).

**D. Project Labor Agreement/Construction Careers Policy**

The Project Labor Agreement/Construction Careers Policy is not applicable to this project.

**Board Report**

---

**File #:** 2016-0009, **File Type:** Contract

**Agenda Number:** 44.

---

**SYSTEM SAFETY, SECURITY AND OPERATIONS COMMITTEE  
FEBRUARY 18, 2016**

**SUBJECT: BUS PEST CONTROL**

**ACTION: AWARD CONTRACT FOR BUS PEST CONTROL SERVICES**

**RECOMMENDATION**

AUTHORIZE the Chief Executive Officer to award a five-year, firm fixed unit rate contract, PS4269500 to **ISOTECH Pest Management for bus pest control services** in an amount not-to-exceed \$4,961,610, effective April 1, 2016 through March 31, 2021.

**ISSUE**

Metro operates a fleet of approximately 2,200 buses that are serviced nightly at eleven maintenance facilities. Bus transportation services are provided to a service area of 1,433 square miles with average monthly boardings of over 27,000,000. Due to the large service area and volume of patrons, there is a potential for pests to migrate onto and populate Metro vehicles.

**DISCUSSION**

This contract will provide Metro bus divisions with pest control services for the bus fleet. The objective is to eliminate pest activity using equipment and/or products that target pests in and around their harborage/breeding areas.

Effective pest control services are necessary to provide a clean, safe and sanitary environment for Metro patrons and employees.

Bus pest control services are currently being performed under a contract with ISOTECH Pest Management which is scheduled to expire on March 31, 2016. Pest control services of Metro rail cars and facilities are administered under a separate contract.

**DETERMINATION OF SAFETY IMPACT**

Award of this contract shall ensure that the application of pest control products onboard Metro equipment is performed by a licensed contractor with certified technicians that have the training and experience to safely perform this service.

## **FINANCIAL IMPACT**

Funding of \$248,080 for the new contract is included in the FY16 budget in cost center 3120 Quality Assurance Department, under project 306002, Operations Maintenance and line item 50320, Service Contract Services. Since this is a multi-year contract, the cost center manager and the Executive Director, Maintenance will ensure that the balance of funds is budgeted in future years.

### **Impact to Budget**

The source of funds for this procurement will come from State and local funding sources that are eligible for Bus and Rail Operating or Capital Projects. These funding sources will maximize the use of funds for these activities. No other sources of funds were considered for this activity because it directly supports bus operations. This activity is part of on-going maintenance costs as pest control services are required to provide a clean and sanitary environment.

## **ALTERNATIVES CONSIDERED**

An alternative is to have Metro employees perform these services; however, this is not an acceptable alternative. The application of the required products to effectively eliminate unwanted pests on Metro equipment requires a California State Technician Certification. Metro employees do not possess the necessary state technician certification, equipment or experience to safely and effectively apply the necessary pest control chemicals.

## **NEXT STEPS**

Upon approval by the Board, staff will execute Contract PS4269500 to ISOTECH Pest Management to provide bus pest control services throughout Metro bus facilities effective April 1, 2016.

## **ATTACHMENTS**

Attachment A - Procurement Summary

Attachment B - DEOD Summary

Prepared by: James Jimenez, Environmental Compliance & Service Manager, (213) 922-5870  
Matthew Dake, Director of Equipment Maintenance, (213) 922-5797  
Chris Reyes, Transportation Planning Manager III, (213) 922-4808

Reviewed by: James T. Gallagher, Chief Operations Officer, (213) 922-4424  
Ivan Page, Interim Executive Director, Vendor/Contract Mgmt, (213) 922-6383



Phillip A. Washington  
Chief Executive Officer

## PROCUREMENT SUMMARY

## BUS PEST CONTROL/PS4269500

1.	<b>Contract Number:</b> PS4269500	
2.	<b>Recommended Vendor:</b> ISOTECH Pest Management	
3.	<b>Type of Procurement (check one):</b> <input type="checkbox"/> IFB <input checked="" type="checkbox"/> RFP <input type="checkbox"/> RFP-A&E <input type="checkbox"/> Non-Competitive <input type="checkbox"/> Modification <input type="checkbox"/> Task Order	
4.	<b>Procurement Dates:</b>	
	<b>A. Issued:</b> September 29, 2015	
	<b>B. Advertised/Publicized:</b> September 29, 2015	
	<b>C. Pre-proposal/Pre-Bid Conference:</b> October 15, 2015	
	<b>D. Proposals/Bids Due:</b> November 24, 2015	
	<b>E. Pre-Qualification Completed:</b> January 11, 2016	
	<b>F. Conflict of Interest Form Submitted to Ethics:</b> December 9, 2015	
	<b>G. Protest Period End Date:</b> February 25, 2016	
5.	<b>Solicitations Picked up/Downloaded:</b> 10	<b>Bids/Proposals Received:</b> 3
6.	<b>Contract Administrator:</b> Rommel Hilario	<b>Telephone Number:</b> (213) 922-4654
7.	<b>Project Manager:</b> James Jimenez	<b>Telephone Number:</b> (213) 922-5872

**A. Procurement Background**

This Board Action is to approve contract award in support of Metro's Quality Assurance Department to perform pest management services for buses at 11 bus divisions and Metro's Central Maintenance Facility as outlined in Request for Proposal (RFP) No. PS18445.

The RFP was issued as a competitively negotiated procurement in accordance with Metro's Acquisition Policy. The contract type is firm fixed unit price.

Five amendments were issued during the solicitation phase of this RFP:

- Amendment No. 1, issued on October 9, 2015, provided new SBE/DVBE Contract Compliance Manual and eliminated Good Faith Efforts;
- Amendment No. 2, issued on October 21, 2015, provided pre-proposal conference material which included sign-in sheet, planholder's list, and Metro's Living Wage Policy;
- Amendment No. 3, issued on October 28, 2015, extended the proposal due date and provided a new DVBE certified list;
- Amendment No. 4, issued on November 6, 2015, clarified FORM 054 under Section 5 Bid/Proposal Forms; and
- Amendment No. 5, issued on November 19, 2015, extended the proposal due date to November 24, 2015.



A pre-proposal conference was held on October 15, 2015. A total of three proposals were received on November 24, 2015.

The three proposers are listed below in alphabetic order:

1. ISOTECH Pest Management
2. Orkin
3. Revolution Pest Solutions\*

\* Metro staff determined that the proposal from Revolution Pest Solutions did not meet the SBE/DVBE requirements set forth in the RFP. Subsequently, their proposal was deemed non-responsive and was no longer being considered.

**B. Evaluation of Proposals**

Proposals were evaluated in accordance with the criteria established in the RFP and in compliance with Metro’s Acquisition Policy.

The proposals were evaluated based on the following evaluation criteria and weights:

- Experience and Past Performance 40%
- Methods/Work Plan and Approach for Statement of Work 35%
- Cost Proposal 25%

The evaluation criteria are appropriate and consistent with criteria developed for similar procurements for the Quality Assurance Department. Several factors were considered when developing these weights, giving the greatest importance to the experience and past performance of the proposers.

The PET recommendation for contract award is based on the following scoring summary:

1	FIRM	Average Score	Factor Weight	Weighted Average Score	Rank
2	<b>ISOTECH Pest Management</b>				
3	Experience and Past Performance	85.50	40.00%	34.20	
4	Methods/Work Plan and Approach for Statement of Work	84.80	35.00%	29.70	
5	Cost Proposal	100.00	25.00%	25.00	
6	<b>Total</b>		<b>100.00%</b>	<b>88.90</b>	<b>1</b>
7	<b>Orkin</b>				

8	Experience and Past Performance	75.50	40.00%	30.20	
9	Methods/Work Plan and Approach for Statement of Work	71.10	35.00%	24.80	
10	Cost Proposal	76.00	25.00%	19.00	
11	<b>Total</b>		<b>100.00%</b>	<b>74.00</b>	<b>2</b>

**C. Cost/Price Analysis**

The recommended pricing for the contract is fair and reasonable based on adequate price competition and technical evaluation by the Program Manager.

<b>PROPOSER</b>	<b>PROPOSAL AMOUNT</b>	<b>METRO ICE</b>	<b>AWARD AMOUNT</b>
ISOTECH Pest Management	\$4,961,610	\$5,754,327	\$4,961,610
Orkin	\$6,202,013	\$5,754,327	

**D. Background on Recommended Contractor**

ISOTECH Pest Management has been providing pest control services to residential and commercial customers since 2004 and is currently providing very good service to Metro as the incumbent contractor. By the end of 2015, ISOTECH employed over 90 employees that service over 7,500 accounts with revenues over \$12,700,000. ISOTECH has been nationally recognized for its exceptional service quality and leader in the pest management industry. ISOTECH specializes in AIB programs, LEED certification, GREEN pest management, IPM Techniques, and is currently co-developing the next generation of pest management using infrared heaters, microbial remediation, bacteria remediation, allergen and asthma triggers.

DEOD SUMMARY

BUS PEST CONTROL/PS4269500

**A. Small Business Participation**

The Diversity and Economic Opportunity Department (DEOD) established a 10% Small Business goal inclusive of a 7% Small Business Enterprise (SBE) and 3% Disabled Veteran Business Enterprise (DVBE) for this solicitation. ISOTECH Pest Management met the goal by making a 7% SBE and 3% DVBE commitment.

<b>Small Business Goal</b>	<b>7% SBE 3% DVBE</b>	<b>Small Business Commitment</b>	<b>7% SBE 3% DVBE</b>
----------------------------	---------------------------	----------------------------------	---------------------------

	<b>SBE Subcontractors</b>	<b>% Commitment</b>
1.	BriteWorks Inc.	7.00%
	<b>Total SBE Commitment</b>	<b>7.00%</b>

	<b>DVBE Subcontractors</b>	<b>% Commitment</b>
1.	IECLT, Inc.	3.00%
	<b>Total DVBE Commitment</b>	<b>3.00%</b>

**B. Living Wage and Service Contract Worker Retention Policy Applicability**

The Living Wage and Service Contract Worker Retention Policy (LW/SCWRP) will be applicable on this contract. Metro staff will monitor and enforce the policy guidelines to ensure that applicable workers are paid at minimum, the current Living Wage rate of \$16.04 per hour (\$11.17 base + \$4.87 health benefits), including yearly increases. In addition, contractors will be responsible for submitting the required reports for the Living Wage and Service Contract Worker Retention Policy and other related documentation to staff to determine overall compliance with the policy.

**C. Prevailing Wage Applicability**

Prevailing wage is not applicable to this contract.

**D. Project Labor Agreement/Construction Careers Policy**

The Project Labor Agreement/Construction Careers Policy is not applicable to this project.



## Board Report

File #: 2016-0010, File Type: Contract

Agenda Number: 45.

---

### SYSTEM SAFETY, SECURITY AND OPERATIONS COMMITTEE FEBRUARY 18, 2016

**SUBJECT: BUS MIDLIFE AND CENTRAL MAINTENANCE ENGINE REPLACEMENT PROGRAMS**

**ACTION: ESTABLISH A LIFE OF PROJECT BUDGET**

#### **RECOMMENDATION**

AUTHORIZE the Chief Executive Officer to establish life-of-project budgets for the **Bus Midlife Program CP# 203036** in the amount of \$68,669,900; and the **Central Maintenance Bus Engine Replacement Program CP# 203035** in the amount of \$24,690,300.

#### **ISSUE**

In accordance with Metro's Financial Stability Policies, all new capital projects with requested Life of Project (LOP) budgets greater than \$5 million must be separately approved by the Board in addition to Metro's annual budget approval process. The Bus Midlife and Central Maintenance Bus Engine Replacement projects are and will be recurring programs within Metro's budgets in FY16, FY17, and FY18.

First year funding for these programs is included in the FY16 Adopted budget which was approved on May 28, 2015. A separate follow on Board approval is required to adopt the remaining balance of the multi-year projects for the total life of the project budget.

#### **DISCUSSION**

Staff is requesting approval for an LOP of \$68,669,900 be established to perform 399 bus midlife overhauls under Bus Midlife Program, CP# 203036 and an LOP of \$24,690,300 to perform 178 engine replacements and/or other major repairs under Central Maintenance Bus Engine Replacement Program, CP# 203035.

The Bus Midlife Program was initiated in FY04 to provide heavy preventive maintenance service and in turn, improved performance and reliability of the Metro owned and operated buses. The scope of work includes engine package replacement, fuel cylinder inspection and repair, suspension work,

body repair, painting, and interior refurbishment (including graffiti/vandalism abatement) and wheelchair lift system refurbishment. The bus series to be midlife overhauled and refurbished in this project include 54 NABI 60' articulated 9500 Series buses and 332 NABI 45' composite buses from the 8100 and 8400 bus series. These buses went into revenue service in 2007, 2008 and 2009.

The Engine Replacement Program is intended to replace or repair high mileage engine packages of buses that are now showing wear and repeat engine-related road calls. The bus series to be included in the engine replacement program include but are not limited to the New Flyer 5300 series, NABI 7300 series and NABI 7600 series. Engine types to be repaired or replaced are the Cummins ISLG 8.9, Detroit Diesel Series 50 and Doosan (repair only).

The improved overall condition of vehicles that go through the programs help to maintain the assets in a State of Good Repair for the full life of the asset and reduce major maintenance activities at Metro's Bus Operating Divisions.

The programs promote efficient utilization of Central Maintenance's resources by responding proactively with scheduled midlife production rather than reacting inefficiently to unplanned bus performance problems. The program also enables Central Maintenance to cost effectively manage demand for heavy bus repairs.

### **DETERMINATION OF SAFETY IMPACT**

Approval of the item will have a positive impact on safety as it will result in improving the condition of the transit service assets, improve performance, and in-service reliability.

### **FINANCIAL IMPACT**

Adoption of the Bus Midlife and Central Maintenance Engine Replacement Programs will establish an LOP Budget of \$68,669,900 for the Bus Midlife and an LOP Budget of \$24,690,300 for the Bus Engine Replacement Programs.

Funds of \$10,261,700 have been included in the FY16 budget for CP 203036 Bus Midlife and \$4,003,700 for CP 203035 Central Maintenance Bus Engine Replacement Program.

Since these are multi-year projects, the cost center manager and Executive Director, Maintenance will ensure that the balance of funds are budgeted in future years.

Impact to Budget

There is no impact to the FY16 budget as this was an anticipated program included in the FY16 Adopted budget. The planned source of funds for these projects comes from local funding source TDA Article 4. TDA-4 is eligible for Bus and Rail Operating or Capital Projects.

**ALTERNATIVES CONSIDERED**

The alternative is not to authorize the life-of-project (LOP) budget for these projects, but this is not recommended by Metro staff because without proceeding with the Bus Midlife and Central Maintenance Bus Engine Replacement Programs, the safety, efficiency and reliability of the buses may be compromised.

**NEXT STEPS**


Bus Maintenance will continue the Bus Midlife and Bus Engine Replacement programs..

**ATTACHMENTS**

Attachment A - Midlife and Engine Replacement Programs

Prepared by: Amy Romero, Director of Central Maintenance, (213) 922-5709  
Chris Reyes, Transportation Planning Manager III, (213) 922-4808

Reviewed by:  
James T. Gallagher, Chief Operations Officer



---

Phillip A. Washington  
Chief Executive Officer

ATTACHMENT A

MIDLIFE AND ENGINE REPLACEMENT PROGRAMS

**PROJECT 203036 - BUS MIDLIFE PROGRAM**

Uses of Funds	FY16	FY17	FY18				Total	% of Total
ITD & FY16 Anticipated Exp	\$ 10,261.7						\$ 10,261.7	15%
Non-labor Forecast		15,588.0	12,964.9				\$ 28,552.9	42%
Represented Labor Cost		14,418.1	14,674.7				\$ 29,092.7	42%
Non-Represented Labor Cost		195.2	202.0				\$ 397.2	1%
Contingency			364.4				\$ 364.4	1%
Total Project Cost	\$ 10,261.7	\$ 30,201.3	\$ 28,206.0				\$ 68,668.9	100%
Sources of Funds								
TDA Article 4	\$ 10,261.7	\$ 30,201.3	\$ 28,206.0					

**PROJECT 203035 - CENTRAL MAINTENANCE ENGINE REPLACEMENT PROGRAM**

Uses of Funds	FY16	FY17	FY18				Total	% of Total
ITD & FY16 Anticipated Exp	\$ 3,993.6						\$ 3,993.6	16%
Non-labor Forecast		5,654.6	5,537.9				\$ 11,192.5	45%
Represented Labor Cost		4,078.1	4,375.3				\$ 8,453.4	34%
Non-Represented Labor Cost		195.2	202.0				\$ 397.2	2%
Contingency			653.7				\$ 653.7	3%
Total Project Cost	\$ 3,993.6	\$ 9,927.9	\$ 10,768.9				\$ 24,690.3	100%
Sources of Funds								
TDA Article 4	\$ 3,993.6	\$ 9,927.9	\$ 10,768.9					

**Board Report**

---

**File #:** 2016-0041, **File Type:** Contract**Agenda Number:** 57.

---

**SYSTEM SAFETY, SECURITY AND OPERATIONS COMMITTEE  
FEBRUARY 18, 2016****SUBJECT: INCIDENT BASED SURVEILLANCE SYSTEM****ACTION: AWARD CONTRACT****RECOMMENDATION**

AUTHORIZE:

- A. the Chief Executive Officer to award Contract No. PS4497500 to **SmartDrive Systems Inc. in the amount not-to-exceed \$16,556,545 to provide Incident Based Surveillance System (IBSS) services on Metro's bus and rail fleet from April 1, 2016 to March 31, 2021**; and
- B. the amendment of the FY16 operating budget by \$660,000 upon authorization of the SmartDrive contract; and
- C. the amendment of the FY16 Adopted Budget to add 2 represented full time equivalents (FTE's).

**ISSUE**

The overall mission of Metro's bus and rail system is to ensure Los Angeles transit riders a safe and efficient mode of transportation throughout the greater Los Angeles region. Over the years, significant effort and progress has been made to reduce accidents and vehicle code violations through the initiation of an aggressive bus and rail operator training policy and program. Metro has also implemented technological strategies to improve bus and rail operator training techniques and processes for its employees, as well as refining and improving its operations through careful and diligent accident investigation. The implementation of this IBSS is one of these strategies.

The recommended contract award will allow Metro to continue to maintain its focus on safety and security. Currently, SmartDrive's IBSS is installed on the entire bus fleet as well as twenty-five rail cars on the Blue Line. This new five-year contract will maintain video surveillance services across Metro's bus fleet (approximately 2400 buses) and expand services to up to 518 rail cars by the completion of the five year contract term. The contracted service will provide the recording, timely access, and review of key operational activities in order to maintain and improve the safety and quality of Metro's transit services. Video events are saved and made available to Metro staff. The contract also includes the ability to provide auto-generated alerts via web browser to key personnel during critical events that can be quickly and remotely reviewed at any time.



The IBSS recording device consists of two cameras: one front facing camera (street/track view) and one operator facing camera. The device records video and sound onto digital flash memory, capturing whatever the operator sees and hears. The system is triggered by forward and/or lateral g-forces that are generated during accidents, hard acceleration, sudden stops or sharp curves. The video storage trigger can also be manually activated by an operator using a self-activation button. The unit is constantly recording and overwriting data, but when the device is triggered, the video event is stored to the system's memory which tags 15 seconds prior and 15 seconds post the triggered event for external review and event classification. This before and after triggered event period provides a visual of both the operator and the vehicle's operating conditions prior to the g-force triggered event for determining event cause and effect.

When a bus returns to its home division, the recorded video event files are automatically downloaded from the bus to a server via a secure Wi-Fi connection. The files are then sent to an externally hosted server where they are reviewed and categorized by event types which have been pre-established/developed by Metro. All events that meet Metro's criteria for further review are then made available to Metro staff via a secure web portal for Metro Operations review and validation. Operations staff will review the event as appropriate per an established standard operating procedure. The information is used to identify operator habits that may require operator re-training or counseling. Operator performance may be positively impacted by learning to anticipate and avoid triggering events. The video event is also used to assist Risk Management in determining liability for accidents and is used as key evidence in legal proceedings to defend Metro against lawsuits or to recover costs of collision repairs. A similar process will be followed for rail operations except that video events will be transferred via cellular data connection on a more frequent basis. Video events are generally accessible by Metro for review within 1-4 hours of the event.

New video cameras and related equipment shall be installed and/or replaced by Metro personnel per the current labor agreement. The contractor shall be responsible for the implementation/verification of the managed hosted services, training, scheduling coordination, equipment logistics and data management review. Rail Fleet Services (RFS) will install the system in the rail fleet. RFS will require two additional contract personnel to do this task and to maintain this equipment in the future. Should the maintenance tasks lessen the additional personnel will be appropriately reduced through attrition.

## **DISCUSSION**

In 2008, Metro installed its first IBSS on the bus fleet. The system allows Operations and Corporate Safety staff to review incidents such as accidents to determine culpability and to identify potential training opportunities for staff. The system has proven itself to be a very important element in managing operational claims from a risk management perspective as well as understanding and refining operator training solutions that will enhance operations while reducing legal risk exposure.

Since the installation of the IBSS across the bus fleet, Metro has seen a noticeable reduction in critical vehicle code violations. Clearly, the cause of this decline is multifaceted and includes improvements in training and accountability, but the IBSS has played a key role in these and other safety and operational improvements.

The proof of concept of the IBSS solution for rail has shown clear safety benefits for Metro’s rail operations. There was also a notable reduction of critical observations on the 25 rail cars during the proof of concept period. The tables below describe the year over year benefit over a nine month period for both bus and rail modes. The decrease has been notable and consistent for both bus and rail. The most significant reduction is related to the use of mobile devices and reinforces Metro’s mobile use policy.

Installation of IBSS throughout the rail fleet will be completed within the first year after Board approval. The rail cars require mounting of the cameras as well as running cables to power the equipment. Two full sets of equipment need to be installed on each rail car as they have an operator cab on both ends. Once on the vehicles, the IBSS equipment is maintained by RFS personnel. Metro is recommending that the Board approve two additional Rail Electronic Communications Inspectors in the FY16 budget. These additional employees would provide the necessary support to adequately install and maintain the SmartDrive equipment, thus preventing disruption in service due to insufficient staffing.

**Bus**

Observations	Jan. - Sep. 2013	Jan. - Sep. 2014	% Difference
Speeding	1666	723	-56.6%
Collision	263	239	-9.1%
Mobile	207	33	-84.1%
Railroad Crossings	859	305	-64.5%
Stop Light	1243	1101	-11.4%
Stop Sign	1003	307	-69.4%

**Rail**

Observations	Jan. - Sep. 2014	Jan. - Sep. 2015	% Difference
Collision	11	3	-72.7%
Red Light	8	3	-62.5%
Stop Sign	18	5	-72.2%
Driver Safety Device	11	3	-72.7%
Mobile	2	0	-100.0%
Food	123	54	-56.1%
Drinking	167	65	-61.1%

Some IBSS level benefits achieved in the past 5 years are:

1. The IBSS solution provided timely access to incident video to better understand Metro’s culpability and legal exposure to assess a recommended path forward in resolving potential future claims.

2. The IBSS provided a means to identify operator training deficiencies to help focus on areas of high risk (i.e. operator mobile phone usage has significantly decreased from the period prior to the IBSS installation).
3. The web-based system provides 24/7/365 access to all events (incidents ) which can be accessed by Division and Management staff from any web portal (access controlled) at any time so that Operations staff always has access to time-sensitive information.
4. Video events are filtered by category, so that only relevant incident information (Metro-defined) is captured and managed. This has reduced the unnecessary downloading and review of video (manpower) that have limited value.

### **DETERMINATION OF SAFETY IMPACT**

The IBSS provides a significant safety benefit to Metro operations. The system provides automatic identification of problem areas in operator performance which helps improve operator training. The IBSS solution has had a significant impact in reducing key safety concerns including mobile phone use since its original installation. The IBSS implementation on the Blue Line has also demonstrated a proactive approach in addressing the Board's Rail Red Light Violations and Agency Safety Culture concerns raised by Directors Antonovich, Solis, Ridley-Thomas and Knabe in the form of a Board motion presented at the February 26, 2015 Board Meeting.

### **FINANCIAL IMPACT**

Funding for this service will increase the FY16 budget by approximately \$660,000 through the remainder of the fiscal year. Since this is a multi-year project, the project manager and the Chief Information Officer will be responsible for budgeting the cost in future years.

#### **Impact to Budget**

The funding for this action will be a combination of local operating funds such as Prop A, Prop C, and TDA.

### **ALTERNATIVES CONSIDERED**

The Board may choose to not proceed with the contract award. This option is not recommended based on the positive operational and risk management benefits that have been realized in the form of safer operations, accident reduction, improved safety/training and fault liability verification on accidents as well as cost recovery.

### **NEXT STEPS**

Upon approval of the Board, staff will execute Contract No. PS4497500 with SmartDrive Inc. to provide IBSS services for Metro's bus and rail fleet from April 1, 2016 to March 31, 2021.

### **ATTACHMENTS**

Attachment A - Procurement Summary  
Attachment B - DEOD Summary

Prepared by: Al Martinez, Director, IT Transit Applications (213) 922-2956


Reviewed by:

Gregory Kildare, Executive Director, Enterprise Risk, Safety & Asset Mgmt - (213) 922-4971

Ivan Page, Interim Executive Director, Vendor/Contract Management - (213) 922-6383

James Gallagher, Chief Operations Officer - (213) 922-4424

David C. Edwards, Chief Information Officer - (213) 922-5510



Phillip A. Washington  
Chief Executive Officer

## PROCUREMENT SUMMARY

## INCIDENT BASED SURVEILLANCE SYSTEM/PS4497500

1.	<b>Contract Number:</b> PS4497500	
2.	<b>Recommended Vendor:</b> SmartDrive Systems Inc.	
3.	<b>Type of Procurement (check one):</b> <input type="checkbox"/> IFB <input checked="" type="checkbox"/> RFP <input type="checkbox"/> RFP-A&E <input type="checkbox"/> Non-Competitive <input type="checkbox"/> Modification <input type="checkbox"/> Task Order	
4.	<b>Procurement Dates:</b>	
	<b>A. Issued:</b> August 21, 2015	
	<b>B. Advertised/Publicized:</b> August 21 – 23, 2015	
	<b>C. Pre-proposal/Pre-Bid Conference:</b> September 3, 2015	
	<b>D. Proposals/Bids Due:</b> October 29, 2015	
	<b>E. Pre-Qualification Completed:</b> December 11, 2015	
	<b>F. Conflict of Interest Form Submitted to Ethics:</b> January 19, 2016	
	<b>G. Protest Period End Date:</b> February 29, 2016	
5.	<b>Solicitations Picked up/Downloaded:</b> 20	<b>Bids/Proposals Received:</b> 1
6.	<b>Contract Administrator:</b> Tamara Reid	<b>Telephone Number:</b> (213) 922-7215
7.	<b>Project Manager:</b> Al Martinez	<b>Telephone Number:</b> (213) 922-2956

**A. Procurement Background**

This Board Action is to approve Contract No. PS4497500 issued in support of Incident Based Surveillance System (IBSS) services on Metro's bus and rail fleet.

The RFP was issued in accordance with Metro's Acquisition Policy and the contract type is a fixed unit rate, not-to-exceed amount.

Three Amendments were issued during the solicitation phase of this RFP:

- Amendment No. 1, issued on September 9, 2015, clarified the project funding source as state/locally funded and extended the due date from September 17, 2015 to October 1, 2015;
- Amendment No. 2, issued on September 11, 2015, provided answers to questions related to the RFP;
- Amendment No. 3, issued on October 1, 2015, extended the due date from October 1, 2015 to October 29, 2015;

On September 3, 2015 a pre-proposal conference was held with five firms in attendance.

A total of one proposal from SmartDrive Systems Inc. (SmartDrive) was received on October 29, 2015.

Metro staff conducted a market survey to determine why no other bids were received per the Acquisition Policy and Procedures Manual. Three firms responded with the following reasons:

1. Potential bidder felt the RFP was a bit out of their scope.
2. Potential bidder downloaded the RFP but chose not to participate.
3. Potential bidder felt that, while they provide multi-camera solutions, the specifications and requirements were not what they provide.

Based on the market survey it was determined that the decisions not to bid were based on individual business considerations as affirmed by the responses. Adequate competition exists as the solicitation was performed in an environment where all bidders believed that competition was available. Also based on the market survey, there is no evidence that a new procurement would result in a different outcome. Therefore, this solicitation can be awarded as a competitive award.

## **B. Evaluation of Proposals**

A Proposal Evaluation Team (PET) consisting of staff from ITS, Rail Vehicle Acquisition and Maintenance, Facilities, Safety and Operations was convened and conducted a comprehensive technical evaluation of the proposal received.

The proposal was evaluated based on the following evaluation criteria and weights:

- |   |            |
|---|------------|
| • Work Plan/Project Approach  | 40 percent |
| • Experience and Qualifications of Proposed Contractor and/or Personnel | 20 percent |
| • Price   | 40 percent |

The evaluation criteria are appropriate and consistent with criteria developed for other, similar procurements.

During the weeks of November 2, 2015, and November 9, 2015, the PET met to discuss SmartDrive's proposal and how well it met the requirements of the RFP. The committee agreed that SmartDrive provided a valid proposal that met all of the requirements of the RFP.

## Qualifications Summary of Firms Within the Competitive Range:

### SMARTDRIVE SYSTEMS INC.

SmartDrive Systems Inc. is a leader of incident-based safety systems. SmartDrive is a provider of video-based safety programs for both bus and rail and their systems are deployed on over 10,000 vehicles across 40 different agencies and transit operators. Since 2009, SmartDrive has supplied Metro with its current video-based surveillance system that is administered over its entire fleet of 2,700 buses and 25 of its railcars.

As a means to ensure customer success and contract compliance, SmartDrive has proposed to implement a customer success team assigned to Metro at the beginning of the project and will work with Metro throughout the implementation of the IBSS for bus and rail solutions. This team will be comprised of a Strategic Program Manager, Customer Success Manager, Field Service Project Manager, Field Service Manager an Authorized Service Provider The members of the Customer Success team are all cross-trained to ensure continuity with service delivery.

Additionally, SmartDrive leverages a variety of key performance indicators to support Metro in measuring the effectiveness of the IBSS for bus and rail programs and manage progress toward lowering risk.

A summary of the Proposal Evaluation Team's evaluations are as follows:

<b>1</b>	<b>Firm</b>	<b>Average Score</b>	<b>Factor Weight</b>	<b>Weighted Average Score</b>	<b>Rank</b>
<b>2</b>	<b>SmartDrive</b>				
<b>3</b>	Work Plan/Project Approach	8.33	40.00%	33.33	
<b>4</b>	Experience and Qualification of Proposed Personnel	9.00	20.00%	18.00	
<b>5</b>	Price	10.00	40.00%	40.00	
<b>6</b>	<b>Total</b>		<b>100.00%</b>	<b>91.33</b>	<b>1</b>

**C. Cost/Price Analysis**

The recommended price has been determined to be fair and reasonable based upon a cost analysis performed that included registered GSA rates, MAS audit findings, and historical pricing. As a result of negotiations, SmartDrive lowered its price by 18%. Metro staff successfully negotiated a cost savings of \$3,650,316 from the firm's proposed amount.

	<b>Proposer Name</b>	<b>Proposal Amount</b>	<b>Metro ICE</b>	<b>Negotiated or NTE amount</b>
1.	SmartDrive Systems Inc.	\$20,206,861	\$21,111,024	\$16,556,545

**D. Background on Recommended Contractor**

The recommended firm, SmartDrive Systems Inc., located in San Diego, California, has been in business since 2004, providing incident-based safety systems. SmartDrive is a provider of video-based safety programs for both bus and rail and their systems are deployed on over 10,000 vehicles across 40 different agencies and transit operators.

Currently, SmartDrive is providing IBSS services across 2,400 of Metro's bus vehicles and 25 rail cars and their performance is satisfactory.



## DEOD SUMMARY

## INCIDENT BASED SURVEILLANCE SYSTEM/PS4497500

**A. Small Business Participation**

The Diversity and Economic Opportunity Department (DEOD) established a 10% goal inclusive of a 7% Small Business Enterprise (SBE) and 3% Disabled Veteran Business Enterprise (DVBE) goal for this solicitation. The incumbent Prime, SmartDrive System Inc., exceeded the goal by making a 7.54% SBE and 3.26% DVBE commitment.

DEOD did not recommend a goal on the incumbent contract awarded in 2009. It was determined that there was a lack of subcontract opportunities, because Metro personnel, pursuant to the labor agreement, were responsible for installation. ITS confirmed that the current IBSS project has some minor installation oversight work, which supports the current goal.

<b>Small Business Goal</b>	<b>7% SBE and 3% DVBE</b>	<b>Small Business Commitment</b>	<b>7.54% SBE and 3.26% DVBE</b>
----------------------------	---------------------------	----------------------------------	---------------------------------

	<b>SBE Subcontractors</b>	<b>% Commitment</b>
1.	ESP Enterprises	7.54%
	<b>Total SBE Commitment</b>	<b>7.54%</b>

	<b>DVBE Subcontractors</b>	<b>% Commitment</b>
1.	Pothos	3.26%
	<b>Total DVBE Commitment</b>	<b>3.26%</b>

**B. Living Wage and Service Contract Worker Retention Policy Applicability**

The Living Wage and Service Contract Worker Retention Policy is not applicable to this contract.

**C. Prevailing Wage Applicability**

Prevailing wage is not applicable to this contract

**D. Project Labor Agreement/Construction Careers Policy**

The Project Labor Agreement/Construction Careers Policy is not applicable to this project.