

# **Metro**

*Los Angeles County Metropolitan Transportation Authority  
One Gateway Plaza  
3rd Floor Board Room  
Los Angeles, CA*



**Metro**<sup>®</sup>

## **Agenda - Final**

**Thursday, October 19, 2017**

**9:00 AM**

**One Gateway Plaza, Los Angeles, CA 90012,  
3rd Floor, Metro Board Room**

### **System Safety, Security and Operations Committee**

*John Fasana, Chair*

*Robert Garcia, Vice Chair*

*Paul Krekorian*

*Mark Ridley-Thomas*

*Hilda Solis*

*Carrie Bowen, non-voting member*

*Phillip A. Washington, Chief Executive Officer*

**METROPOLITAN TRANSPORTATION AUTHORITY BOARD RULES**  
(ALSO APPLIES TO BOARD COMMITTEES)

**PUBLIC INPUT**

A member of the public may address the Board on agenda items, before or during the Board or Committee's consideration of the item for one (1) minute per item, or at the discretion of the Chair. A request to address the Board should be submitted in person at the meeting to the Board Secretary. Individuals requesting to speak on more than three (3) agenda items will be allowed to speak up to a maximum of three (3) minutes per meeting. For individuals requiring translation service, time allowed will be doubled.

Notwithstanding the foregoing, and in accordance with the Brown Act, this agenda does not provide an opportunity for members of the public to address the Board on any Consent Calendar agenda item that has already been considered by a Committee, composed exclusively of members of the Board, at a public meeting wherein all interested members of the public were afforded the opportunity to address the Committee on the item, before or during the Committee's consideration of the item, and which has not been substantially changed since the Committee heard the item.

The public may also address the Board on non-agenda items within the subject matter jurisdiction of the Board during the public comment period, which will be held at the beginning and/or end of each meeting. Each person will be allowed to speak for up to three (3) minutes per meeting and may speak no more than once during the Public Comment period. Speakers will be called according to the order in which the speaker request forms are received. Elected officials, not their staff or deputies, may be called out of order and prior to the Board's consideration of the relevant item.

In accordance with State Law (Brown Act), all matters to be acted on by the MTA Board must be posted at least 72 hours prior to the Board meeting. In case of emergency, or when a subject matter arises subsequent to the posting of the agenda, upon making certain findings, the Board may act on an item that is not on the posted agenda.

**CONDUCT IN THE BOARD ROOM** - The following rules pertain to conduct at Metropolitan Transportation Authority meetings:

**REMOVAL FROM THE BOARD ROOM** The Chair shall order removed from the Board Room any person who commits the following acts with respect to any meeting of the MTA Board:

- a. Disorderly behavior toward the Board or any member of the staff thereof, tending to interrupt the due and orderly course of said meeting.
- b. A breach of the peace, boisterous conduct or violent disturbance, tending to interrupt the due and orderly course of said meeting.
- c. Disobedience of any lawful order of the Chair, which shall include an order to be seated or to refrain from addressing the Board; and
- d. Any other unlawful interference with the due and orderly course of said meeting.

**INFORMATION RELATING TO AGENDAS AND ACTIONS OF THE BOARD**

Agendas for the Regular MTA Board meetings are prepared by the Board Secretary and are available

## DISCLOSURE OF CONTRIBUTIONS

The State Political Reform Act (Government Code Section 84308) requires that a party to a proceeding before an agency involving a license, permit, or other entitlement for use, including all contracts (other than competitively bid, labor, or personal employment contracts), shall disclose on the record of the proceeding any contributions in an amount of more than \$250 made within the preceding 12 months by the party, or his or her agent, to any officer of the agency, additionally PUC Code Sec. 130051.20 requires that no member accept a contribution of over ten dollars (\$10) in value or amount from a construction company, engineering firm, consultant, legal firm, or any company, vendor, or business entity that has contracted with the authority in the preceding four years. Persons required to make this disclosure shall do so by filling out a "Disclosure of Contribution" form which is available at the LACMTA Board and Committee Meetings. Failure to comply with this requirement may result in the assessment of civil or criminal penalties.

## ADA REQUIREMENTS

Upon request, sign language interpretation, materials in alternative formats and other accommodations are available to the public for MTA-sponsored meetings and events. All requests for reasonable accommodations must be made at least three working days (72 hours) in advance of the scheduled meeting date. Please telephone (213) 922-4600 between 8 a.m. and 5 p.m., Monday through Friday. Our TDD line is (800) 252-9040.

## LIMITED ENGLISH PROFICIENCY

A Spanish language interpreter is available at all Board Meetings. Interpreters for Committee meetings and all other languages must be requested 72 hours in advance of the meeting by calling (213) 922-4600 or (323) 466-3876.



**323.466.3876 x2**

*Español*

**323.466.3876 x3**

한국어

日本語

中文

русский

ភាសាខ្មែរ

ภาษาไทย

Tiếng Việt

ភាសាខ្មែរ

## HELPFUL PHONE NUMBERS

Copies of Agendas/Record of Board Action/Recordings of Meetings - (213) 922-4880 (Records Management Department)

General Information/Rules of the Board - (213) 922-4600

Internet Access to Agendas - [www.metro.net](http://www.metro.net)

TDD line (800) 252-9040

**NOTE: ACTION MAY BE TAKEN ON ANY ITEM IDENTIFIED ON THE AGENDA**

**CALL TO ORDER****ROLL CALL****APPROVE Consent Calendar Items: 19, 20, and 21.****Consent Calendar Items are approved by one motion unless held by a Director for discussion and/or separate action.**CONSENT CALENDAR**19. SUBJECT: PEST AND BIRD CONTROL SERVICES**[2017-0558](#)**RECOMMENDATION**

AUTHORIZE the Chief Executive Officer to award a firm fixed unit rate Contract No. OP852420003367 for pest and bird control services throughout Metro facilities and vehicles, with Pestmaster Services Inc., the lowest, responsive and responsible bidder, for a not-to-exceed amount of \$3,906,123.12 for the three-year base period, and \$2,727,946.08 for one, two-year option, for a combined total of \$6,634,069.20, effective January 1, 2018 through December 31, 2022; subject to resolution of protest(s), if any.

**Attachments:** [Attachment A - Procurement Summary](#)  
[Attachment B - DEOD Summary](#)

**20. SUBJECT: TREE TRIMMING SERVICES (EXCLUDING METRO ORANGE LINE)**[2017-0559](#)**RECOMMENDATION**

AUTHORIZE the Chief Executive Officer to award a firm fixed unit rate Contract No. OP838450003367 for tree trimming services throughout Metro bus and rail facilities, with Mariposa Landscapes Inc., the lowest, responsive and responsible bidder, for a not-to-exceed amount of \$1,133,750 for the three-year base period inclusive of as-needed services, \$408,550 for option year one and \$439,450 for option year two, for a combined total of \$1,981,750, effective January 1, 2018 through December 31, 2022; subject to resolution of protest(s), if any.

**Attachments:** [Attachment A - Procurement Summary](#)  
[Attachment B - DEOD Summary](#)

**21. SUBJECT: FOOD SERVICE OPERATOR**[2017-0677](#)**RECOMMENDATION**

AUTHORIZE the Chief Executive Officer to award a seven-year, non-revenue producing Contract No. PS88880000, beginning January 1, 2018, to CulinArt Group for the operation and management of the Union Station Gateway (USG) and Central Maintenance Facility (CMF) cafeterias, catering services and USG vending machine service, subject to resolution of protest(s), if any.

**Attachments:** [Attachment A - Procurement Summary](#)  
[Attachment B - DEOD Summary](#)

**NON-CONSENT****22. SUBJECT: OPERATIONS EMPLOYEE OF THE MONTH**[2017-0497](#)**RECOMMENDATION**

Operations Employee of the Month.

**23. SUBJECT: ORAL REPORT ON SYSTEM SAFETY, SECURITY AND OPERATIONS**[2017-0498](#)**RECOMMENDATION**

RECEIVE oral report on Earthquake Preparedness.

**24. SUBJECT: TRANSIT FACILITIES HARDENING**[2017-0513](#)**RECOMMENDATION**

CONSIDER:

A. APPROVING Life-Of-Project budget for the capital project, Transit Facilities Hardening, in the amount of \$1,280,800; and

B. AMENDING the FY18 Budget in the amount of \$885,800

**Attachments:** [Attachment A - Project summary schedule](#)  
[Attachment B - Financial Forecast](#)

**25. SUBJECT: OPTION TO OVERHAUL 36 HEAVY RAIL VEHICLES**[2017-0584](#)**RECOMMENDATION**

AUTHORIZE the Chief Executive Officer to:

A. EXERCISE Option A to overhaul the remaining 36 of the 74 newest Heavy Rail Vehicles under Contract No. A650-2015, Heavy Rail Vehicle Overhaul and Critical Component Replacement Program (OCCRP) ("A650 Overhaul

Program”), to Talgo Inc.” in the not-to-exceed amount of \$18,271,818 for a total contract value of \$72,970,494, and to extend the period of performance for 10 months beyond the Base Order;

- B. NEGOTIATE AND EXECUTE with Talgo, Inc. for future contract modifications to Contract No. A650-2015 for a not to exceed amount of \$1,000,000 for each contract modification; and
- C. EXERCISE the option for the consultant Technical and Program Management Support Services under RFP No. A650-2015 Heavy Rail Vehicle Overhaul and Critical Component Replacement Program (OCCRP), Contract No. OP30433488, to LTK Engineering Services, in the not-to exceed amount of \$597,238 for a total contract value of \$4,494,837, and to extend the period of performance for an 10 additional months beyond the Base Order.

**Attachments:** [Attachment A-1 Procurement Summary](#)  
[Attachment A-2 Procurement Summary](#)  
[Attachment B-Funding & Expenditure Plan \(CP 206038\)](#)  
[Attachment C-1 DEOD Summary](#)  
[Attachment C-2 DEOD Summary](#)

26. SUBJECT: UPDATE ON METRO’S ONGOING HOMELESS OUTREACH EFFORTS [2017-0694](#)

**RECOMMENDATION**

RECEIVE AND FILE Metro’s Ongoing Homeless Outreach Efforts.

**Attachments:** [Attachment A- Motion](#)  
[Attachment B- Homeless Hot Spot Summary](#)

27. SUBJECT: MONTHLY UPDATE ON TRANSIT POLICING PERFORMANCE [2017-0666](#)

**RECOMMENDATION**

RECEIVE AND FILE Monthly Update on Transit Policing Performance.

**Attachments:** [Attachment A- System-Wide Law Enforcement Overview August 2017](#)  
[Attachment B- Supporting Crime Data August 2017](#)  
[Attachment C- Key Performance Indicators](#)

**Adjournment**

Consideration of items not on the posted agenda, including: items to be presented and (if requested) referred to staff; items to be placed on the agenda for action at a future meeting of the Committee or Board; and/or items requiring immediate action because of an emergency situation or where the need to take immediate action came to the attention of the Committee subsequent to the posting of the agenda.



## Board Report

---

File #: 2017-0558, File Type: Contract

Agenda Number: 19.

---

### SYSTEM SAFETY, SECURITY AND OPERATIONS COMMITTEE OCTOBER 19, 2017

**SUBJECT: PEST AND BIRD CONTROL SERVICES**

**ACTION: APPROVE CONTRACT AWARD**

#### **RECOMMENDATION**

AUTHORIZE the Chief Executive Officer to award a firm fixed unit rate Contract No. OP852420003367 for pest and bird control services throughout Metro facilities and vehicles, with Pestmaster Services Inc., the lowest, responsive and responsible bidder, for a not-to-exceed amount of \$3,906,123.12 for the three-year base period, and \$2,727,946.08 for one, two-year option, for a combined total of \$6,634,069.20, effective January 1, 2018 through December 31, 2022; subject to resolution of protest(s), if any.

#### **ISSUE**

The existing contract to perform pest and bird control services is due to expire December 31, 2017.

To continue providing safe, quality, regularly scheduled and as-needed pest and bird control services throughout Metro facilities and vehicles, excluding buses covered under a separate maintenance contract, a new contract award is required effective January 1, 2018.

#### **DISCUSSION**

Under this new Contract, the contractor is required to provide regularly scheduled and as-needed pest and bird control services throughout Metro facilities, rail cars, non-revenue vehicles, and service vehicles, excluding buses covered under a separate maintenance contract. Services include treatment of pest infestations, pest and bird waste clean-up, installation of pest and bird deterrent applications, animal trapping and dead animal removal.

An ongoing pest and bird control service is necessary to ensure providing safe and clean facilities and vehicles for Metro employees and patrons.

#### **DETERMINATION OF SAFETY IMPACT**

The approval of this item will ensure meeting Metro maintenance standards providing the necessary regularly scheduled and as-needed pest and bird control services with prompt response time to



deliver safe, quality, on-time, and reliable services.

### **FINANCIAL IMPACT**

Funding of \$651,021 is included in the FY18 budget in cost center 3367 - Facilities Property Maintenance, account 50308, Service Contract Maintenance, under various operating projects.

Since this is a multi-year contract, the cost center manager and Sr. Executive Officer, Maintenance and Engineering will be accountable for budgeting the cost in future years.

#### **Impact to Budget**

Funding for this action will come from the Enterprise operating fund. The source of funds will be from State and local funds that are eligible for Bus and Rail Operating Projects. These funding sources will maximize fund use based on funding allocation provisions.

### **ALTERNATIVES CONSIDERED**

Staff considered providing this service through in-house staff; however, this would require the hiring, training and certification of additional personnel, purchase of additional equipment, vehicles, and supplies to support the expanded responsibility. Staff's assessment indicates that this is not a cost-effective option for Metro.

### **NEXT STEPS**

Upon Board approval, staff will execute Contract No. OP852420003367 to Pestmaster Services Inc., effective January 1, 2018, to provide the necessary pest and bird control services throughout Metro facilities, rail cars, non-revenue vehicles, and service vehicles, excluding buses covered under a separate maintenance contract.


### **ATTACHMENTS**

Attachment A - Procurement Summary

Attachment B - DEOD Summary

Prepared by: Brady Branstetter, DEO, Facilities Maintenance, (213) 922-6767  
Lena Babayan, Sr. Director, Facilities Maintenance, (213) 922-6765

Reviewed by: James T. Gallagher, Chief Operations Officer, (213) 922-4424  
Debra Avila, Chief Vendor/Contract Management Officer, (213) 418-3051



Phillip A. Washington  
Chief Executive Officer

## PROCUREMENT SUMMARY

## BIRD AND PEST CONTROL SERVICES / OP852420003367

1.	<b>Contract Number:</b> OP852420003367	
2.	<b>Recommended Vendor:</b> Pestmaster Services, Inc.	
3.	<b>Type of Procurement (check one):</b> <input type="checkbox"/> RFP <input checked="" type="checkbox"/> IFB <input type="checkbox"/> IFB-A&E <input type="checkbox"/> Non-Competitive <input type="checkbox"/> Modification <input type="checkbox"/> Task Order	
4.	<b>Procurement Dates:</b>	
	<b>A. Issued:</b> May 31, 2017	
	<b>B. Advertised/Publicized:</b> May 31, 2017	
	<b>C. Pre-proposal/Pre-Bid Conference:</b> June 12, 2017	
	<b>D. Proposals/Bids Due:</b> July 12, 2017	
	<b>E. Pre-Qualification Completed:</b> August 28, 2017	
	<b>F. Conflict of Interest Form Submitted to Ethics:</b> August 23, 2017	
	<b>G. Protest Period End Date:</b> October 23, 2017	
5.	<b>Solicitations Picked up/Downloaded:</b> 13	<b>Bids/Proposals Received:</b> 5
6.	<b>Contract Administrator:</b> Rommel Hilario	<b>Telephone Number:</b> (213) 922-4654
7.	<b>Project Manager:</b> Alberto Garcia	<b>Telephone Number:</b> (213) 922-6760

**A. Procurement Background**

This Board Action is to approve a contract award in support of Facilities Maintenance for pest and bird control services. Services shall include, but are not limited to, the treatment of pest infestations, bird and pest waste clean-up, installation of pest and bird deterrent measures/systems, trapping of animals, and removal of dead animals from Metro facilities, rail cars, non-revenue vehicles, and service vehicles (excluding buses) as outlined in Invitation for Bid (IFB) No. OP41535. Board approval of contract awards are subject to resolution of any properly submitted protest.

IFB No. OP41535 was issued as a competitive procurement in accordance with Metro's Acquisition Policy. The contract type is firm fixed unit rate.

Two amendments were issued during the solicitation phase of this IFB:

- Amendment No. 1, issued on June 14, 2017, provided pre-bid conference material including sign-in sheets and planholder's list.
- Amendment No. 2, issued on June 26, 2017, extended the bid due date.

A pre-bid conference was held on June 12, 2017 and was attended by 21 people. Five bids were received on the due date of July 12, 2017 as follows, in alphabetical order:

1. Innovative Pest Solutions
2. Isotech Pest Management
3. Orkin Services of California, Inc.
4. Pestmaster Services, Inc.
5. Terminix International Company, LP

**B. Evaluation of Bids**

This procurement was conducted in accordance, and complies with Metro’s Acquisition Policy for a competitive sealed bid.

Pestmaster Services, Inc. was the only bidder determined to be responsive and responsible, based on meeting the mandatory 3% DVBE goal as required by the solicitation.

**C. Cost/Price Analysis**

The bid from Pestmaster Services, Inc. has been determined to be fair and reasonable based upon price analysis that included comparison with submitted bid prices, historical pricing, and technical review by the Program Manager.

BIDDER	AMOUNT	METRO ICE	AWARD AMOUNT
Pestmaster Services, Inc	\$6,634,069.20	\$9,060,920	\$6,634,069.20
* Orkin Services of California, Inc.	\$5,049,695.76		
* Terminix International Company, LP	\$6,754,440.00		
* Isotech Pest Management	\$12,467,480.00		
* Innovative Pest Solutions	\$14,947,740.00		

\*Firms deemed non responsive for not meeting the 3% DVBE requirement.

**D. Background on Recommended Contractor**

Pestmaster Services, Inc. started as a one man operation out of a garage in Bishop, California in April of 1979 and has grown into a regional company that now includes 33 franchises covering 16 states including California. It is currently ranked number 75 on Pest Control Technology Magazine’s top 100 pest control companies in America. Pestmaster Services started to see growth during 1981 and 1982 by identifying different opportunities and expanding services beyond pest and termite control to include vegetation management including lawn applications and tree services, as well as bare ground applications to prevent growth of plants in areas like right of ways.

DEOD SUMMARY

PEST AND BIRD CONTROL SERVICES / OP852420003367

**A. Small Business Participation**

The Diversity and Economic Opportunity Department (DEOD) established a 15% goal, inclusive of a 12% Small Business Enterprise (SBE) and 3% Disabled Veteran Business Enterprise (DVBE) goal for this solicitation. Pestmaster Services, Inc. met the goal by making a 12% SBE and 3% DVBE commitment to Willow Street Enterprise, Inc. (WSEI) which is SBE and DVBE certified. Pestmaster listed WSEI to perform two distinct scopes of work and are counted separately under the SBE and DVBE commitments.

<b>Small Business Goal</b>	<b>12% SBE 3% DVBE</b>	<b>Small Business Commitment</b>	<b>12% SBE 3% DVBE</b>
----------------------------	----------------------------	----------------------------------	----------------------------

	<b>SBE Subcontractors</b>	<b>% Committed</b>
1.	Willow Street Enterprise, Inc. (Bird Control)	12%
	<b>Total Commitment</b>	<b>12%</b>

	<b>DVBE Subcontractors</b>	<b>% Committed</b>
1.	Willow Street Enterprise, Inc. (Pest Control)	3%
	<b>Total Commitment</b>	<b>3%</b>

**B. Living Wage and Service Contract Worker Retention Policy Applicability**

The Living Wage and Service Contract Worker Retention Policy is not applicable to this Contract.

**C. Prevailing Wage Applicability**

Prevailing wage is not applicable to this Contract.

**D. Project Labor Agreement/Construction Careers Policy**

Project Labor Agreement/Construction Careers Policy is not applicable to this Contract.



## Board Report

---

**File #:** 2017-0559, **File Type:** Contract

**Agenda Number:** 20.

---

### SYSTEM SAFETY, SECURITY AND OPERATIONS COMMITTEE OCTOBER 19, 2017

**SUBJECT: TREE TRIMMING SERVICES (EXCLUDING METRO  
ORANGE LINE)**

**ACTION: APPROVE CONTRACT AWARD**

#### **RECOMMENDATION**

AUTHORIZE the Chief Executive Officer to award a firm fixed unit rate Contract No. OP838450003367 for tree trimming services throughout Metro bus and rail facilities, with Mariposa Landscapes Inc., the lowest, responsive and responsible bidder, for a not-to-exceed amount of \$1,133,750 for the three-year base period inclusive of as-needed services, \$408,550 for option year one and \$439,450 for option year two, for a combined total of \$1,981,750, effective January 1, 2018 through December 31, 2022; subject to resolution of protest(s), if any.

#### **ISSUE**

The existing contract to perform tree trimming services throughout Metro facilities, excluding Metro Orange Line (MOL) covered under a separate maintenance contract, is due to expire December 31, 2017.

To continue providing safe, quality and on-time services performing proactive and as-needed tree trimming services throughout Metro facilities, a new contract award is required effective January 1, 2018.

#### **DISCUSSION**

Under this new Contract, the contractor is required to provide tree trimming services for trees over thirteen (13) feet tall throughout Metro bus and rail facilities, excluding MOL stations and its Right-Of-Way (ROW) covered under a separate maintenance contract.

An ongoing tree trimming maintenance contract is necessary to ensure providing safe travel path with a clear line of visibility for bus and train operators, and mitigate falling tree hazards and service delays. The contractor is also required to provide as-needed services as directed by Metro staff, such as clearing Metro ROW from any fallen trees due to vandalism or vehicular accidents.

---

**DETERMINATION OF SAFETY IMPACT**

The approval of this item will ensure meeting Metro maintenance standards providing the necessary tree trimming services with prompt response time to deliver safe, quality, on-time, and reliable services.

**FINANCIAL IMPACT**

Funding of \$188,959 is included in the FY18 budget in cost center 3367 - Facilities Property Maintenance, account 50308, Service Contract Maintenance, under various operating projects.

Since this is a multi-year Contract, the cost center manager and the Sr. Executive Officer, Maintenance and Engineering will be accountable for budgeting the cost in future years.

Impact to Budget

Funding for this action will come from the Enterprise operating fund. The source of funds will be from State and local funds that are eligible for Bus and Rail Operating Projects. These funding sources will maximize fund use based on funding allocation provisions.

**ALTERNATIVES CONSIDERED**

Staff considered providing this service through in-house staff; however, this would require the hiring and training of additional personnel, purchase of additional equipment, vehicles, and supplies to support the expanded responsibility. Staff's assessment indicates that this is not a cost-effective option for Metro.

**NEXT STEPS**

Upon Board approval, staff will execute Contract No. OP838450003367 to Mariposa Landscapes Inc., effective January 1, 2018, to provide the necessary tree trimming services throughout Metro facilities, excluding MOL covered under a separate maintenance contract.

**ATTACHMENTS**

Attachment A - Procurement Summary


Attachment B - DEOD Summary

Prepared by: Brady Branstetter, DEO, Facilities Maintenance, (213) 922-6767

Lena Babayan, Sr. Director, Facilities Maintenance, (213) 922-6765

Reviewed by: James T. Gallagher, Chief Operations Officer, (213) 922-4424

Debra Avila, Chief Vendor/Contract Management Officer, (213) 418-3051



Phillip A. Washington  
Chief Executive Officer



## PROCUREMENT SUMMARY

**TREE TRIMMING SERVICES (EXCLUDING METRO ORANGE LINE) /  
OP838450003367**

1.	<b>Contract Number:</b> OP838450003367	
2.	<b>Recommended Vendor:</b> Mariposa Landscapes Inc.	
3.	<b>Type of Procurement (check one):</b> <input type="checkbox"/> RFP <input checked="" type="checkbox"/> IFB <input type="checkbox"/> IFB-A&E <input type="checkbox"/> Non-Competitive <input type="checkbox"/> Modification <input type="checkbox"/> Task Order	
4.	<b>Procurement Dates:</b>	
	<b>A. Issued:</b> May 1, 2017	
	<b>B. Advertised/Publicized:</b> May 1, 2017	
	<b>C. Pre-proposal/Pre-Bid Conference:</b> May 10, 2017	
	<b>D. Proposals/Bids Due:</b> May 30, 2017	
	<b>E. Pre-Qualification Completed:</b> June 28, 2017	
	<b>F. Conflict of Interest Form Submitted to Ethics:</b> June 29, 2017	
	<b>G. Protest Period End Date:</b> October 23, 2017	
5.	<b>Solicitations Picked up/Downloaded:</b> 13	<b>Bids/Proposals Received:</b> 3
6.	<b>Contract Administrator:</b> Rommel Hilario	<b>Telephone Number:</b> (213) 922-4654
7.	<b>Project Manager:</b> Ruben Cardenas	<b>Telephone Number:</b> (213) 922-5932

**A. Procurement Background**

This Board Action is to approve a contract award in support of Facilities Maintenance to provide tree trimming services throughout Metro bus and rail facilities, excluding the Metro Orange Line (MOL) and its right-of-way, as outlined in Invitation for Bid (IFB) No. PS2195315131-4. Board approval of contract awards are subject to resolution of any properly submitted protest.

IFB No. PS2195315131-3 was previously issued as a Small Business Set Aside; however, Metro received less than three bids. In accordance with the California Public Utilities Code Section 130232, the minimum requirement of three bids received from certified small business entities was not met. Therefore, the solicitation was cancelled on April 3, 2017 and reissued as IFB No. PS2195315131-4.

IFB No. PS2195315131-4 was issued as a competitive procurement in accordance with Metro's Acquisition Policy. The contract type is firm fixed unit rate.

One amendment was issued during the solicitation phase of this IFB:

- Amendment No. 1, issued on May 19, 2017, provided pre-bid conference material including sign-in sheets, planholder's list, and living wage information.

A pre-bid conference was held on May 10, 2017 and was attended by 11 people. A total of three bids were received on May 30, 2017.

**B. Evaluation of Bids**

This procurement was conducted in accordance, and complies, with Metro's Acquisition Policy for a competitive sealed bid. The three bids received are listed below in alphabetical order:

1. International Environmental Corporation
2. Mariposa Landscapes Inc.
3. Parkwood Landscape Maintenance, Inc.

All three firms were determined to be responsive and responsible, and were deemed qualified to perform the services based on the IFB's minimum requirements and the Project Manager's review of each bidder's technical qualifications. Further analysis was conducted to review appropriate labor classifications and wage rates for each bid, and all were deemed responsive to the IFB requirements.

**C. Cost/Price Analysis**

The bid from Mariposa Landscapes Inc. has been determined to be fair and reasonable based upon adequate competition, comparison with Metro's independent cost estimate, historical pricing, and technical evaluation.

<b>BIDDER</b>	<b>AMOUNT</b>	<b>METRO ICE</b>	<b>AWARD AMOUNT</b>
Mariposa Landscapes Inc.	\$1,981,750	\$2,309,532	\$1,981,750
International Environmental Corporation	\$2,546,586		
Parkwood Landscape Maintenance, Inc.	\$3,875,550		

**D. Background on Recommended Contractor**

Mariposa Landscapes Inc. is one of the largest landscape providers in Southern California. The firm has been providing services for public and private properties for over 40 years. Their specialties are landscape maintenance, construction, and tree care for commercial, municipal and private clients. For their tree care service, the firm employs certified arborists on staff to provide supervision, evaluation and Geographic Information Systems mapping.

## DEOD SUMMARY

**TREE TRIMMING SERVICES (EXCLUDING METRO ORANGE LINE)  
OP838450003367**

**A. Small Business Participation**

The Diversity and Economic Opportunity Department (DEOD) established a 15% goal, inclusive of a 12% Small Business Enterprise (SBE) and 3% Disabled Veteran Business Enterprise (DVBE) goal for this solicitation. Mariposa Landscapes, Inc. met the goal by making a 12% SBE and 3% DVBE commitment.

<b>Small Business Goal</b>	<b>12% SBE 3% DVBE</b>	<b>Small Business Commitment</b>	<b>12% SBE 3% DVBE</b>
----------------------------	----------------------------	----------------------------------	----------------------------

	<b>SBE Subcontractors</b>	<b>% Committed</b>
1.	International Environmental Corp.	12%
	<b>Total Commitment</b>	<b>12%</b>

	<b>DVBE Subcontractors</b>	<b>% Committed</b>
1.	IECLT, Inc.	3%
	<b>Total Commitment</b>	<b>3%</b>

**B. Living/Prevailing Wage and Service Contract Worker Retention Policy Applicability**

The Living Wage and Service Contract Worker Retention Policy (LW/SCWRP) is applicable to this contract. Metro staff will monitor and enforce the policy guidelines to ensure that applicable workers are paid at minimum, the current Living Wage rate of \$17.26 per hour (\$12.08 base + \$5.18 health benefits), including yearly increases of up to 3% of the total wage. In addition, contractors will be responsible for submitting the required reports for the Living Wage and Service Contract Worker Retention Policy and other related documentation to staff to determine overall compliance with the policy.

**C. Prevailing Wage Applicability**

Prevailing Wage requirements are applicable to this project. DEOD will monitor contractors' compliance with the State of California Department of Industrial Relations (DIR), California Labor Code, and, if federally funded, the U S Department of Labor (DOL) Davis Bacon and Related Acts (DBRA).

**D. Project Labor Agreement/Construction Careers Policy**

Project Labor Agreement/Construction Careers Policy is not applicable to this Contract.



## Board Report

---

File #: 2017-0677, File Type: Contract

Agenda Number: 21.

---

### SYSTEM SAFETY, SECURITY AND OPERATIONS COMMITTEE OCTOBER 19, 2017

**SUBJECT: FOOD SERVICE OPERATOR**

**ACTION: AWARD SERVICES CONTRACT**

**RECOMMENDATION**

AUTHORIZE the Chief Executive Officer to award a seven-year, non-revenue producing Contract No. PS88880000, beginning January 1, 2018, to CulinArt Group for the operation and management of the Union Station Gateway (USG) and Central Maintenance Facility (CMF) cafeterias, catering services and USG vending machine service, subject to resolution of protest(s), if any.

**ISSUE**

The current contract with California Dining expires on December 31, 2017. The firm has operated and managed the Metro Café and CMF facility since February 7, 2011.

**DISCUSSION**

The USG contains a full-service cafeteria (Metro Café), operated by an outside vendor. Metro Café customers include Metro and USG tenants' employees, Board members, and other guests, including the general public. Metro Café also provides vending and catering services inside the USG Building.

CMF contains a smaller cafeteria, also operated by the vendor, which serves breakfast and lunch to employees from CMF and Division 13, as well as a small number of visitors.

Metro's Living Wage/Services Contract Worker Retention Policy applies to employees that work 50% or more of their total working hours on this contract.

CulinArt Group has proposed an initial capital investment of up to \$200,000 for equipment and other facility improvement.

### **DETERMINATION OF SAFETY IMPACT**

Awarding this Contract will have a neutral impact on safety.

### **FINANCIAL IMPACT**

Since this is a non-revenue contract, there will be no cost to Metro.

### **ALTERNATIVES CONSIDERED**

Alternatives to awarding this new contract that have not been recommended include:

1. Removing café services in both locations and repurposing spaces. This has not been recommended as having on-site dining facilitates keeps productivity high by keeping most employees on-site for lunch.
2. Leasing the spaces out to retail food service companies. This has not been recommended because it eliminates Metro's ability to control service quality.
3. Hiring in-house Metro employees to operate the cafeterias. This has not been recommended because Metro would assume all liability in an area that is not our core competency. Food service should be provided by people expert in food service and food safety.

### **NEXT STEPS**

Upon Board approval, staff will execute the new contract with CulinArt Group and work with the incumbent and new cafeteria operator to facilitate a seamless operational transition.


### **ATTACHMENTS**

Attachment A - Procurement Summary

Attachment B - DEOD Summary

Prepared by: John Flores, Facilities Maintenance Supervisor, (213) 922-2770  
Steve Jaffe, DEO, General Services, (213) 922-6284

Reviewed by: Joanne Peterson, Chief Human Capital & Development Officer, (213) 418-3088  
Debra Avila, Chief Vendor/Contract Management Officer, (213) 418-3051



Phillip A. Washington  
Chief Executive Officer

## PROCUREMENT SUMMARY

## FOOD SERVICES OPERATOR / PS88880000

1.	<b>Contract Number:</b> PS88880000	
2.	<b>Recommended Vendor :</b> CulinArt Group	
3.	<b>Type of Procurement (check one):</b> <input type="checkbox"/> IFB <input checked="" type="checkbox"/> RFP <input type="checkbox"/> RFP-A&E <input type="checkbox"/> Non-Competitive <input type="checkbox"/> Modification <input type="checkbox"/> Task Order	
4.	<b>Procurement Dates:</b>	
	<b>A. Issued:</b> April 10, 2017	
	<b>B. Advertised/Publicized:</b> April 11, 2017	
	<b>C. Pre-proposal/Pre-Bid Conference:</b> May 2, 2017	
	<b>D. Proposals/Bids Due:</b> June 21, 2017	
	<b>E. Pre-Qualification Completed:</b> Pending	
	<b>F. Conflict of Interest Form Submitted to Ethics:</b> September 25, 2017	
	<b>G. Protest Period End Date:</b> October 23, 2017	
5.	<b>Solicitations Picked up/Downloaded:</b> 15	<b>Bids/Proposals Received:</b> 6
6.	<b>Contract Administrator:</b> Rommel Hilario	<b>Telephone Number:</b> (213) 922-4654
7.	<b>Project Manager:</b> John Flores	<b>Telephone Number:</b> (213) 922-2770

**A. Procurement Background**

This Board Action is to approve a contract award in support of General Services to provide cafeteria, catering, and vending machine services to the Union Station Gateway (USG) Building and Central Maintenance Facility (CMF) cafeterias as outlined in Request for Proposal (RFP) No. PS25924. Board approval of contract awards are subject to resolution of any properly submitted protest.

The RFP was issued as a competitive negotiated procurement in accordance with Metro's Acquisition Policy. The new contract does not require any payment from Metro.

Four amendments were issued during the solicitation phase of this RFP:

- Amendment No. 1, issued on May 8, 2017, provided pre-proposal documents including agenda, sign-in sheets, and planholder's list;
- Amendment No. 2, issued on May 17, 2017, provided 2016 net sales information for USG and CMF cafeterias;
- Amendment No. 3, issued on May 24, 2017, extended the proposal due date from May 31, 2017 to June 21, 2017;
- Amendment No. 4, issued on June 1, 2017, restated proposal submittal requirements.



A pre-proposal conference was held on May 2, 2017. A total of nine participants representing six firms were in attendance. On June 21, 2017, Metro received six proposals.

**B. Evaluation of Proposals**

The Proposal Evaluation Team (PET), consisting of staff from General Services, the Office of the CEO, Environmental Compliance/Sustainability, and the Central Maintenance Facility, reviewed proposals based on the technical criteria consistent with the experience and resources necessary to meet the requirements of the RFP. Proposals were evaluated according to the criteria established in the RFP and in compliance with Metro’s Acquisition Policy.

- Skills and Experience                      25%
- Operating Plan                                20%
- Menus and Pricing                          20%
- Staffing Plan                                  20%
- Site Visit and Food Tasting                15%

The evaluation criteria are appropriate and consistent with criteria developed for other, similar RFPs. Several factors were considered when developing these weights, giving the greatest importance to skills and experience.

The six proposals received were determined to be within the competitive range and are listed below in alphabetical order:

1. Aramark
2. California Dining Services
3. Company Kitchen
4. CulinArt Group
5. Fooda
6. High Rise Goodies Restaurant Group (Trimmana)

Site visits for all proposing firms were conducted by the PET at local sites operated and managed by the proposers in order to observe operations and taste the food. Site visits were scheduled and completed between August 14 and August 23, 2017.

1	FIRM	Average Score	Factor Weight	Weighted Average Score	Rank
2	<b>CulinArt Group</b>				
3	Skills and Experience	97.6	25%	24.4	
4	Operating Plan	93.5	20%	18.7	

5	Menus and Pricing	90.0	20%	18.0	
6	Staffing Plan	90.5	20%	18.1	
7	Site Visit and Food Tasting	98.7	15%	14.8	
8	<b>Total</b>		<b>100.00%</b>	<b>94.0</b>	<b>1</b>
9	<b>Trimmana</b>				
10	Skills and Experience	85.2	25%	21.3	
11	Operating Plan	80.0	20%	16.0	
12	Menus and Pricing	79.0	20%	15.8	
13	Staffing Plan	79.0	20%	15.8	
14	Site Visit and Food Tasting	94.0	15%	14.1	
15	<b>Total</b>		<b>100.00%</b>	<b>83.0</b>	<b>2</b>
16	<b>Company Kitchen</b>				
17	Skills & Experience	95.2	25%	23.8	
18	Operating Plan	71.5	20%	14.3	
19	Menus and Pricing	76.5	20%	15.3	
20	Staffing Plan	76.5	20%	15.3	
21	Site Visit and Food Tasting	89.3	15%	13.4	
22	<b>Total</b>		<b>100.00%</b>	<b>82.1</b>	<b>3</b>
23	<b>Aramark</b>				
24	Skills and Experience	82.4	25%	20.6	
25	Operating Plan	77.5	20%	15.5	
26	Menus and Pricing	81.0	20%	16.2	
27	Staffing Plan	76.5	20%	15.3	
28	Site Visit and Food Tasting	93.3	15%	14.0	
29	<b>Total</b>		<b>100.00%</b>	<b>81.6</b>	<b>4</b>
30	<b>Fooda</b>				
31	Skills and Experience	82.4	25%	20.6	

32	Operating Plan	82.0	20%	16.4	
33	Menus and Pricing	57.5	20%	11.5	
34	Staffing Plan	66.5	20%	13.3	
35	Site Visit and Food Tasting	75.3	15%	11.3	
36	<b>Total</b>		<b>100.00%</b>	<b>73.1</b>	<b>5</b>
37	<b>California Dining</b>				
38	Skills and Experience	82.0	25%	20.5	
39	Operating Plan	60.0	20%	12.0	
40	Menus and Pricing	66.6	20%	13.3	
41	Staffing Plan	64.5	20%	12.9	
42	Site Visit and Food Tasting	80.7	15%	12.1	
43	<b>Total</b>			<b>70.8</b>	<b>6</b>

### **C. Cost/Price Analysis**

There are no costs associated with this contract that will be incurred by Metro. However, it should be noted that the recommended contractor, CulinArt Group, has committed up to \$200,000 in capital improvements for the Metro Café.

### **D. Background on Recommended Contractor**

CulinArt Group is a dining services management company, headquartered in Plainview, NY, with regional offices in Malvern, PA, North Haven, CT, Orange County, CA and Scottsdale, AZ. The firm brings a “Food First” approach to their clients’ dining programs, allowing them to develop menus specifically for their facility. They provide full-scale dining services management — including café, catering, office coffee service and vending — as well as dietary consulting and nutritional services.

CulinArt Group provides dining services at reputable corporate dining accounts such as Intuit, Synaptics, TE Connectivity, TD Ameritrade, Jet Propulsion Laboratory, Thermo Fisher Scientific, Allergan, Pacific Life, Con Edison, Entergy, National Grid, The McGraw Hill Companies, Parker Hannifin, General Atomics, Carefusion, Solar Turbines, Gibson Dunn & Crutcher LLP, Pitney Bowes and Oakley, among others.

DEOD SUMMARY

FOOD SERVICES OPERATOR / PS88880000

**A. Small Business Participation**

For this non-revenue generating procurement, the Diversity and Economic Opportunity Department (DEOD) determined that a goal is not applicable to this multi-year food services Contract.

**B. Living Wage and Service Contract Worker Retention Policy Applicability**

The Living Wage and Service Contract Worker Retention Policy (LW/SCWRP) is applicable to this contract. Metro staff will monitor and enforce the policy guidelines to ensure that applicable workers are paid at minimum, the current Living Wage rate of \$17.26 per hour (\$12.08 base + \$5.18 health benefits), including yearly increases. In addition, contractors will be responsible for submitting the required reports for the Living Wage and Service Contract Worker Retention Policy and other related documentation to staff to determine overall compliance with the policy.

**C. Prevailing Wage Applicability**

Prevailing wage is not applicable to this Contract.

**D. Project Labor Agreement/Construction Careers Policy**

Project Labor Agreement/Construction Careers Policy is not applicable to this Contract.



## Board Report

---

File #: 2017-0513, File Type: Project

Agenda Number: 24.

---

### SYSTEM SAFETY, SECURITY AND OPERATIONS COMMITTEE OCTOBER 19, 2017

**SUBJECT: TRANSIT FACILITIES HARDENING**

**ACTION: AUTHORIZATION FOR LIFE OF PROJECT BUDGET**

**RECOMMENDATION**

CONSIDER:

- A. APPROVING Life-Of-Project budget for the capital project, Transit Facilities Hardening, in the amount of \$1,280,800; and
- B. AMENDING the FY18 Budget in the amount of \$885,800

**ISSUE**

For Metro's safety and security services to be effective, the continuous assessment of threats against our personnel and assets must be conducted. As the assessments are conducted, the upgrade of existing physical security equipment and procedures must occur due to the changing threat, equipment life cycle and the increased operational requirements.

Staff has anticipated the changing environment by requesting funding from DHS through the Transit Security Grant Program (TSGP) for improving the physical security equipment at five Divisions. Staff is requesting approval of the Life-Of-Project for the capital project with the grant from DHS, the Mass Transit Passenger Screening and Facilities Hardening for \$1,280,800. This approval will authorize staff to proceed with providing additional cameras, fencing and security kiosks at five critical Metro facilities that are in need of an upgrade, or "hardening."

**DISCUSSION**

In FY16, staff submitted an Investment Justification Application under FY16 DHS Transit Security Grant Program (TSGP) to secure funding for physical security equipment hardening. DHS awarded Metro \$1,130,800 to complete the project, and the period of performance is September 1, 2016 to August 31, 2019. The fund allocation was developed through conducting physical security surveys at the listed divisions, and the staff determined that the divisions that were assessed are in the greatest

---

need for improvement in their physical security posture. The surveys included determining the number of CCTV cameras that were in each location, and the view of each camera, the number of security kiosks for the contract guard force, the number and location of access control devices on doors, and the condition of the perimeter walls and lighting at the facilities. The hardening of Metro facilities will encompass the following:

- The divisions that were assessed by the Metro staff are mission essential areas which significant deficiencies were found in the current physical security posture to warrant improvement.
- These locations will have additional high definition CCTV cameras installed at yard locations where visibility is lacking. The increased number of cameras will improve the situational awareness of the personnel monitoring the cameras.
- Security kiosks will be installed at entrance and exit locations with viewing of property with CCTV cameras to detect any intrusion. These locations are very large, and the increased presence will be effective in deterring threats to our personnel and equipment.
- Enhance and add access control devices to secure employee access and egress points. Additional access control devices will protect our employees and equipment from unauthorized entry.
- Build walls with perimeter lighting to prevent theft and vandalism. Several locations need improved perimeter walls and lighting to present a hard target effect of our facilities and to deter unauthorized access.

Staff is anticipating the completion of the construction and implementation of the additional devices in August 2019.

### **DETERMINATION OF SAFETY IMPACT**

This capital project expenditure will provide a positive safety impact to Metro employees, contractors and the public by providing enhanced safety and security against threats as well as provide better situational awareness and promote better behaviors from all.

### **FINANCIAL IMPACT**

Staff is requesting to amend the FY18 budget in the amount of \$785,800, and \$100,000 in labor for this capital project, in cost center 2610, System Security and Law Enforcement. Since this is a multi-year project, the executive officer of System Security and Law Enforcement is responsible for budgeting in future years.

### **Impact to Budget**

The DHS Grant funds of \$1,130,800 of this project, are eligible for bus and rail operating and capital improvements, although the grant award is for this specific project. The \$150,000 for Direct Labor ATU will be funded with TDA Article 4 funds, which are eligible for bus and rail operating and capital improvements.

### **ALTERNATIVES CONSIDERED**

An option considered would be not to approve the funding from the Department of Homeland Security Grant Program. This alternative is not recommended because the hardening of Metro facilities is a necessary step to continue to improve our physical security posture at our facilities through threat evaluation and the life cycle of deployed equipment.

### **NEXT STEPS**

Upon approval of recommendation, staff will set up the LOP and the FY18 annual budget for the capital project and commence work.


### **ATTACHMENTS**

Attachment A - Project Summary Schedule

Attachment B - Financial Forecast

Prepared by: Susan Walker, Director of Physical Security, System Security and Law Enforcement,  
(213) 922-7464

Reviewed by: Alex Wiggins, Chief Systems Security and Law Enforcement Officer, (213) 922-4433



Phillip A. Washington  
Chief Executive Officer

# ATTACHMENT A

## PROJECT SUMMARY SCHEDULE

### HARDENING OF BUS AND RAIL FACILITIES

Projects Include:

- CCTV camera additions and replacement
- Security Kiosks
- Access control
- Intrusion protection

	<b>START DATE</b>	<b>COMPLETION DATE</b>
Scope of Work and Stakeholders Coordination	1-Sep-16	30-Sep-17
Procurement	1-Nov-17	1-Apr-18
Contract Awards	15-Apr-18	15-Jun-18
Equipment Delivery and installation	15-Jun-18	1-Jul-19
Project Acceptance	1-Jul-19	1-Aug-19
Contract Closeout	1-Aug-19	31-Aug-19



## ATTACHMENT B

### FINANCIAL FORECAST

PROJECT / COSTS	FY 18	FY19
Equipment/Contract Services	\$785,800	\$345,000
Metro Labor	\$100,000	\$50,000

**Board Report**

---

**File #:** 2017-0584, **File Type:** Contract**Agenda Number:** 25.

---

**SYSTEM SAFETY, SECURITY AND OPERATIONS COMMITTEE  
OCTOBER 19, 2017****SUBJECT: OPTION TO OVERHAUL 36 HEAVY RAIL VEHICLES****ACTION: EXERCISE THE OPTION TO OVERHAUL THE REMAINING 36 NEWEST HEAVY RAIL VEHICLES****RECOMMENDATION**

AUTHORIZE the Chief Executive Officer to:

- A. EXERCISE Option A to overhaul the remaining 36 of the 74 newest Heavy Rail Vehicles under Contract No. A650-2015, Heavy Rail Vehicle Overhaul and Critical Component Replacement Program (OCCRP) ("A650 Overhaul Program"), to Talgo Inc." in the not-to-exceed amount of \$18,271,818 for a total contract value of \$72,970,494, and to extend the period of performance for 10 months beyond the Base Order;
- B. NEGOTIATE AND EXECUTE with Talgo, Inc. for future contract modifications to Contract No. A650-2015 for a not to exceed amount of \$1,000,000 for each contract modification; and
- C. EXERCISE the option for the consultant Technical and Program Management Support Services under RFP No. A650-2015 Heavy Rail Vehicle Overhaul and Critical Component Replacement Program (OCCRP), Contract No. OP30433488, to LTK Engineering Services, in the not-to exceed amount of \$597,238 for a total contract value of \$4,494,837, and to extend the period of performance for an 10 additional months beyond the Base Order.

**ISSUE**

The seventy-four newest A650 vehicles are experiencing reduced reliability and service availability due to parts obsolescence issues, lack of vendor support and outdated technology. In October 2016 the Metro Board awarded Contract No. A650-2015 to Talgo Inc. to overhaul and replace critical components on 38 of Metro's 74 newest A650 HRVs in order to maintain a State of Good Repair. The contract includes an option to overhaul the remaining 36 HRV's.

Approval of Recommendations A and C allows the exercise of the Contract Option and permits the remaining 36 newest A650 HRV's to be overhauled. This ensures a consistent fleet configuration and ensures the fleet is maintained in a State of Good Repair.

Recommendation B will allow Metro and the Contractor to negotiate future change orders in a timely

---

manner to ensure that the maximum cost and schedule benefits can be realized. The A650-2105 delivery schedule for the base and option buy is very aggressive. This added delegation of authority will allow staff to mitigate impacts to the program schedule that may arise from change orders currently contemplated. The request for an increase in CMA from \$500,000 to \$1,000,000 for individual changes is consistent with Board authorized CMA's for other Rolling Stock programs, such as Contracts P3010 and P2550, Light Rail Vehicles, and the 45-foot CNG Composite Buses under Contract OP33202082. Staff does not seek any changes to the CMA for aggregate changes, which is 10% of the total Contract value.

## **DISCUSSION**

The primary objective of the project is to deliver safe, reliable, high quality, overhauled HRV's on-time and within budget, and to create new jobs for Los Angeles County that can be tied directly to the Overhaul Program. The exercise of the Option for the remaining 36 vehicles within a 12 month period of the original contract award saves Metro all escalation costs for the Option vehicles. One year of escalation, at a 2% rate of annual inflation, amounts to a \$365,000 savings to Metro.

Metro operates the Metro Red Line (MRL) with a fleet of 104 Vehicles, consisting of the original 30 (DC propulsion) HRV's and newest 74 (AC propulsion) HRV's manufactured by Breda Costruzioni-Ferrovie between 1992 and 2000. The original 30 HRVs have an average age of 24.5 years and average mileage of 790,000 miles per vehicle. The 74 newest HRVs have an average age of 18.6 years with average mileage greater than 1.3 million miles per vehicle.

The newest fleet is the heaviest used fleet on Metro's Red and Purple Lines. Many of the HRV's critical systems and components; specifically the propulsion, friction brake, signaling, communication, and trainline systems and components, suffer from parts obsolescence, lack of vendor support and outdated technology. These deficiencies diminish the performance and maintainability of the fleet. By overhauling and replacing these vital systems and components this Project will ensure the continued safety, reliability, availability, and maintainability of the fleet for full revenue service and maintain the fleet's State of Good Repair.

Further, performing the overhaul program is in accordance with Metro's Rail Fleet Management Plan FY2015 - FY2040 (Draft, September 13, 2016). The plan anticipates a need to expand each rail fleet to accommodate anticipated growth in ridership, line extensions and to replace vehicles reaching the end of their useful revenue service life. The overhaul program will also support the Maintenance department with revenue ready vehicles and reasonable spare ratios.

To support the project, the Consultant shall provide Metro with expert professional engineering, technical, and program management oversight services as directed and required by Metro's Project Manager and Rail Vehicle Acquisition staff to ensure the Vehicle Contractor's performance is consistent with the delivery requirements of the OCCRP Contract. Subject to Metro's direction, the Consultant shall apply appropriate technical and engineering support services and resources to ensure the timely overhaul and delivery of the overhauled Vehicles and associated deliverables.

The Scope of Services include, but are not limited to, document control, review and preparation of correspondence in response to technical submissions, oversight of the Vehicle Contractor's supply chain process, support of Project Reviews, oversight of testing and inspection activities, and other

technical support services as directed by Metro.

The Consultant shall provide, on an as needed basis, highly experienced and qualified passenger heavy rail transit engineers with demonstrated expertise in all subject areas listed in the Statement of Qualifications for the duration of the Contract.

The Diversity and Economic Opportunity Department (DEOD) did not recommend a Disadvantaged Business Enterprise (DBE) goal for this procurement as it is not applicable. This procurement falls under the Federal Transit Administration's (FTA) Transit Vehicle Manufacturer (TVM) goal in accordance with 49 Code of Federal Regulations (CFR) Part 26.49. However, Talgo Inc. has established a 6.51% DBE goal under the FTA TVM goal.

The Diversity and Economic Opportunity Department (DEOD) completed its initial evaluation of the Proposer's commitment to meet the twenty percent (20%) Race Conscious Disadvantage Business Enterprise (RC DBE) goal established for this project. LTK Engineering Services exceeded the goal by making a 30.74% DBE commitment and is deemed responsive to the DBE requirements.

### **DETERMINATION OF SAFETY IMPACT**

The execution of the Contractor and Consultant Options, Recommendations A and B, respectively, will have a direct and positive impact to system safety, service quality, system reliability, maintainability and overall customer satisfaction. The A650 Overhaul Program will permit Metro to maintain the State of Good Repair on the A650 newest fleet.

### **FINANCIAL IMPACT**

The approved Project LOP includes funds for the HRV Overhauls; \$72,970,493. There are also funds allocated for Professional Services, Metro Labor, and Project Contingency. The Base Order Contract value for the 38 HRV's is \$54,698,676 while the Option Contract value for the remaining 36 HRV's is \$18,271,817. The Base Order overhaul program is currently scheduled to be completed in FY21. The \$18,271,817 needed for the balance of 36 HRV's, as well for professional services, Metro labor and project contingency will be budgeted upon reassessment of project cash flows and programming of additional funds. These resources will be programmed during Metro's annual budget process.

Project funding of \$9,920,833 is included in the FY18 budget in Cost Center 3043 - Rail Vehicle Acquisition CP206038, Heavy Rail Vehicle Midlife Overhaul.

Since this is a multi-year contract, the cost center Manager, Project Manager, and Senior Executive Officer, Vehicle Acquisition will be responsible for ensuring that Project costs are budgeted in future fiscal years.

#### **Impact to Budget**

The source of funds for this procurement will come from Federal, State and local funding sources that are eligible for Rail Capital Projects. These funding sources will maximize fund use given funding eligibility provisions.

### **ALTERNATIVES CONSIDERED**

The Board may choose not to exercise these Options. However, this alternative is not recommended as it adds unnecessary escalation costs that are avoidable should Metro choose to move forward with the exercise of the Options at this time. Additionally, Metro Operations may end up with three (3) types of A650 HRV fleet, severely restricting the ability by Maintenance and Operation's to make-up trains to support revenue service: Original fleet, newest fleet that is overhauled and newest fleet that is not overhauled.

### **NEXT STEPS**

Upon Board approval, the Options will be exercised with Talgo, Inc. and LTK Engineering Services.

### **ATTACHMENTS**

Attachment A-1 and A-2 - Procurement Summary

Attachment B - Funding and Expenditure Plan


Attachment C-1 and C-2 - DEOD Summary

Prepared by: Andrew Kimani, Senior Project Control Manager, (213) 922-3221

Jesus Montes, Sr. Executive Officer, Vehicle Acquisition, (213) 418-3277

Reviewed by: James T. Gallagher, Chief Operations Officer, (213) 418-3108

Debra Avila, Chief Vendor/Contract Management Officer, (213) 418-3051



Phillip A. Washington  
Chief Executive Officer

## PROCUREMENT SUMMARY

## OPTION TO OVERHAUL 36 A650 HEAVY RAIL VEHICLES/A650-2015

1.	<b>Contract Number:</b> A650-2015		
2.	<b>Contractor:</b> Talgo, Inc.		
3.	<b>Mod Work Description:</b> Exercise Option to Overhaul Remaining 36 Heavy Rail Vehicles		
4.	<b>Contract Work Description:</b> A650 Heavy Rail Vehicle Overhaul and Critical Component Replacement Program		
5.	<b>The following data is current as of:</b> 09.29.17		
	<b>Contract Award:</b>	10.5.16	<b>Contract Award Amount:</b> \$54,698,676
	<b>Notice to Proceed:</b>	01.16.17	<b>Total Mods Approved:</b> 0
	<b>Original Completion Date:</b>	11.16.19	<b>Pending Mods (with this action):</b> \$18,271,818
	<b>New Estimated Completion Date (with this action):</b>	09.16.20	<b>Current Contract Value (with this action):</b> \$72,970,494
6.	<b>Contract Administrator:</b> Wayne Okubo	<b>Telephone Number:</b> (213) 922-7466	
7.	<b>Project Manager:</b> Andrew Kimani	<b>Telephone Number:</b> (213) 922-3221	

**A. Procurement Background**

This Board Action is to exercise the option to overhaul the remaining 36 A650 Heavy Rail Vehicles under Contract No. A650-2015. The option was included as part of the initial evaluation process.

This Contract Modification will be processed in accordance with Metro's Acquisition Policy and the contract type is a firm fixed unit price.

On September 22, 2016, Metro's Board of Directors approved Board Agenda Item 2016-0538 to Talgo, Inc. in the amount of \$54,698,676 for the overhaul of 38 A650 Heavy Rail Vehicles, with the option to overhaul the remaining 36 vehicles of the newest A650 fleet. The intent of this overhaul program is to replace vital systems and components and update relevant technology to ensure the continued safety, reliability, availability, and maintainability of the fleet for full revenue service and maintain the fleet's State of Good Repair.

The recommended Contract Modification is to exercise the option to overhaul the remaining 36 Heavy Rail Vehicles for the amount of \$18,271,818; increasing the Contract price to \$72,970,494. By exercising the option within a 12 month period from Notice to Proceed (NTP), Metro saves all escalation costs on the option price. The estimated savings to Metro, based on an escalation rate of 2% is \$365,000. A

survey of the proposers has determined that there would be no expected changes to market prices.

**B. Cost/Price Analysis**

The recommended price for the option has been determined to be fair and reasonable for the exercise of the option for 36 A650 Heavy Rail Vehicles based upon adequate price competition attained during the initial solicitation. The negotiated fixed price for the option vehicles was inclusive of any escalation as long as the option was exercised within 12 months from Notice to Proceed and this action is within that designated period.

## PROCUREMENT SUMMARY

### OPTION FOR CONSULTING SERVICES TO SUPPORT THE OVERHAUL OF 36 A650 HEAVY RAIL VEHICLES/OP30433488

1.	<b>Contract Number:</b> OP30433488		
2.	<b>Contractor:</b> LTK Engineering Services		
3.	<b>Mod Work Description:</b> Exercise Option for Technical and Program Management Support Services for the Overhaul of the Remaining 36 Heavy Rail Vehicles		
4.	<b>Contract Work Description:</b> Consulting Services for the A650 Heavy Rail Vehicle Overhaul and Critical Component Replacement Program		
5.	<b>The following data is current as of:</b> 09.29.17		
	<b>Contract Award:</b>	11.1.16	<b>Contract Award Amount:</b> \$3,897,599
	<b>Notice to Proceed:</b>	11.23.16	<b>Total Mods Approved:</b> 0
	<b>Original Completion Date:</b>	09.23.20	<b>Pending Mods (with this action):</b> \$597,238
	<b>New Estimated Completion Date (with this action):</b>	07.23.21	<b>Current Contract Value (with this action):</b> \$4,494,837
6.	<b>Contract Administrator:</b> Wayne Okubo	<b>Telephone Number:</b> (213)922-7466	
7.	<b>Project Manager:</b> Andrew Kimani	<b>Telephone Number:</b> (213)922-3221	

#### **A. Procurement Background**

This Board Action is to exercise the option to provide technical and program management support services for the overhaul of the remaining 36 A650 Heavy Rail Vehicles under Contract No. OP30433488. The option was included as part of the initial evaluation process.

This Contract Modification will be processed in accordance with Metro's Acquisition Policy and the contract type is a cost plus fixed fee.

On October 27, 2016, Metro's Board of Directors approved Board Agenda Item 2016-0554 to LTK Engineering Services in the amount of \$3,897,599 for technical and program management services related to the overhaul of 38 A650 Heavy Rail Vehicles, with the option to support the overhaul of the remaining 36 vehicles of the newest A650 fleet. The intent of the consultant services is to provide Metro with expert professional engineering, technical oversight, and program management support to ensure the overhaul contractor's performance is consistent with the delivery requirements of the contract.

The recommended Contract Modification is to exercise the option to provide technical and program management support services for the overhaul of the remaining 36 Heavy Rail Vehicles for the amount of \$597,238 increasing the



Contract not to exceed price to \$4,494,837. By exercising the option within a 12 month period Metro saves all escalation costs on the option rates. The estimated savings to Metro, based on an annual escalation rate of 2% and the current level of effort is \$12,000. A survey of the proposers has determined that there would be no expected changes to market prices.

**B. Cost/Price Analysis**

The recommended price has been determined to be fair and reasonable for the exercise of the option for technical and program management services supporting the additional 36 A650 Heavy Rail Vehicles based upon adequate price competition attained during the initial solicitation. The negotiated unit rates for the option services was inclusive of any escalation as long as the option was exercised within 12 months from Notice to Proceed and this action is within that designated period.

**ATTACHMENT B - Funding & Expenditure Plan (CP 206038)**

	From Inception to Date (ITD) thru FY16 Jun	7/1/16 - 6/30/17	7/1/17 - 6/30/18	7/1/18 - 6/30/19	7/1/19 - 6/30/20	7/1/20 - 6/30/21	7/1/21 - 6/30/22			
		FY17	FY18	FY19	FY20	FY21	FY22	Total	% of Project	
1	<b>Use of Funds</b>									
2	Overhaul 38 Option-Buy Vehicles	\$0	\$7,925,747	\$6,002,193	\$16,108,077	\$19,985,362	\$3,827,358	\$849,940	\$54,698,676	83.2%
3	Professional Services	\$798,715	\$265,954	\$980,667	\$990,667	\$1,000,667	\$659,645	\$0	\$4,696,314	7.1%
4	MTA Administration	\$722,000	\$377,903	\$420,000	\$475,000	\$542,000	\$310,382	\$0	\$2,847,285	4.3%
5	Contingency	\$0	\$0	\$0	\$0	\$0	\$3,490,864	\$0	\$3,490,864	5.3%
6	<b>38 Option Vehicle Summary</b>	<b>\$1,520,715</b>	<b>\$8,569,604</b>	<b>\$7,402,859</b>	<b>\$17,573,744</b>	<b>\$21,528,029</b>	<b>\$8,288,249</b>	<b>\$849,940</b>	<b>\$65,733,139</b>	<b>100.0%</b>
9	Overhaul 36 Option Vehicles	\$0	\$0	\$1,966,807	\$0	\$0	\$13,604,426	\$2,700,585	\$18,271,818	87.3%
10	Professional Services (Increase Requested)	\$0	\$0	\$0	\$0	\$0	\$498,318	\$98,920	\$597,238	2.9%
11	MTA Administration (Increase Requested)	\$0	\$0	\$0	\$0	\$0	\$364,755	\$72,407	\$437,162	2.1%
12	Contingency (Increase Requested)	\$0	\$0	\$0	\$0	\$0	\$1,622,643	\$0	\$1,622,643	7.8%
13	<b>Option Order Summary</b>	<b>\$0</b>	<b>\$0</b>	<b>\$1,966,807</b>	<b>\$0</b>	<b>\$0</b>	<b>\$16,090,142</b>	<b>\$2,871,912</b>	<b>\$20,928,861</b>	<b>100.0%</b>
14	Overhaul 74 Option-Buy Vehicles	\$0	\$7,925,747	\$7,968,999	\$16,108,077	\$19,985,362	\$17,431,784	\$3,550,525	\$72,970,494	84%
15	Professional Services	\$798,715	\$265,954	\$980,667	\$990,667	\$1,000,667	\$1,157,963	\$98,920	\$5,293,552	6%
16	MTA Administration	\$722,000	\$377,903	\$420,000	\$475,000	\$542,000	\$675,137	\$72,407	\$3,284,447	4%
17	Contingency	\$0	\$0	\$0	\$0	\$0	\$5,113,507	\$0	\$5,113,507	6%
18	<b>Total Order Summary Total</b>	<b>\$1,520,715</b>	<b>\$8,569,604</b>	<b>\$9,369,666</b>	<b>\$17,573,744</b>	<b>\$21,528,029</b>	<b>\$24,378,391</b>	<b>\$3,721,852</b>	<b>\$86,662,000</b>	<b>100.0%</b>
19	<b>Sources of Funds</b>	<b>FY17</b>	<b>FY18</b>	<b>FY19</b>	<b>FY20</b>	<b>FY21</b>	<b>FY21</b>	<b>Total Sources</b>	<b>%</b>	
20	Measure R 2% (206038)	\$1,520,715	\$0	\$0	\$0	\$0	\$0	\$1,520,715	1.8%	
21	PropA 35% Bonds/Cash	\$8,569,604	\$9,369,666	\$17,573,744	\$0	\$0	\$0	\$35,513,013	41.0%	
22	Cap and Trade; Other State & Federal sources (206038)*				\$21,528,029	\$24,378,391	\$3,721,852	\$49,628,272	57.3%	
23	<i>* Future Local, State &amp; Federal Funds to be identified as they become available.</i>									
24	<b>Total Funding Sources</b>	<b>\$1,520,715</b>	<b>\$8,569,604</b>	<b>\$9,369,666</b>	<b>\$17,573,744</b>	<b>\$21,528,029</b>	<b>\$24,378,391</b>	<b>\$3,721,852</b>	<b>\$86,662,000</b>	<b>100.0%</b>

\* Staff will pursue additional funding sources to supplement Project 206038 budget which may become available through MAP-21 or other federal sources for this project and also utilize other State and Local funding sources as opportunities arise such as Cap and Trade or other new sources.

DEOD SUMMARY

OPTION TO OVERHAUL 36 HEAVY RAIL VEHICLES/A650-2015

**A. Small Business Participation**

The Diversity and Economic Opportunity Department (DEOD) did not recommend a Disadvantaged Business Enterprise (DBE) goal for this procurement. The Federal Transit Administration (FTA) requires that each Transit Vehicle Manufacturer (TVM) submit for approval an annual percentage overall goal. In accordance with 49 Code of Federal Regulations (CFR) Part 26.49, only those transit vehicle manufacturers listed on FTA's certified list of Transit Vehicle Manufacturers, or that have submitted a goal methodology to FTA that has been approved or has not been disapproved, at the time of solicitation are eligible to bid. Talgo is listed in the FTA's Eligible TVMs List.

**B. Living Wage and Service Contract Worker Retention Policy Applicability**

The Living Wage and Service Contract Worker Retention Policy (LW/SCWRP) is not applicable to this Contract.

**C. Prevailing Wage Applicability**

Prevailing wage is not applicable to this Contract.

**D. Project Labor Agreement/Construction Careers Policy**

Project Labor Agreement/Construction Careers Policy is not applicable to this Contract.

## DEOD SUMMARY

**OPTION FOR CONSULTING SERVICES TO SUPPORT THE OVERHAUL OF 36  
A650 HEAVY RAIL VEHICLES/OP30433488**

**A. Small Business Participation**

LTK Engineering Services made a 30.74% DBE commitment. The project is in its early stages at 5.40% completion. Current DBE participation is 8.33%. DEOD will continue to monitor the contract for DBE compliance.

<b>SMALL BUSINESS COMMITMENT</b>	<b>30.74% DBE</b>	<b>SMALL BUSINESS PARTICIPATION</b>	<b>8.33% DBE</b>
--	-------------------	---	------------------

	<b>DBE Subcontractors</b>	<b>Ethnicity</b>	<b>% Committed</b>	<b>% Participation</b>
1.	Virginkar & Associates	Sub-Continent Asian American	18.35%	0.00%
2.	Ramos Consulting Services	Hispanic American	12.39%	8.33%
	<b>Total Commitment</b>		<b>30.74%</b>	<b>8.33%</b>

**B. Living Wage and Service Contract Worker Retention Policy Applicability**

The Living Wage and Service Contract Worker Retention Policy (LW/SCWRP) is not applicable to this Contract.

**C. Prevailing Wage Applicability**

Prevailing wage is not applicable to this Contract.

**D. Project Labor Agreement/Construction Careers Policy**

Project Labor Agreement/Construction Careers Policy is not applicable to this Contract.



## Board Report

---

**File #:** 2017-0694, **File Type:** Informational Report

**Agenda Number:** 26.

---

### SYSTEM SAFETY, SECURITY AND OPERATIONS COMMITTEE OCTOBER 19, 2017

**SUBJECT: UPDATE ON METRO'S ONGOING HOMELESS  
OUTREACH EFFORTS**

**ACTION: RECEIVE AND FILE**

#### **RECOMMENDATION**

RECEIVE AND FILE Metro's Ongoing Homeless Outreach Efforts.

#### **ISSUE**

At the September 2017 System Security, Security and Operations Committee, following the Transit Policing report, the Committee requested a standalone item on Metro's ongoing homeless outreach efforts.

This report reflects Metro's ongoing efforts to address the presence of homelessness on the Metro system and properties by providing coordinated and responsive outreach in furtherance of Metro's Homeless Task force and Metro's Transit Homeless Action Plan.

#### **DISCUSSION**

In Spring 2016, at the direction of the CEO, Metro created a Metro Homeless Task Force to address the influx of homelessness on Metro's system and properties. This increase is reflective of the Los Angeles Homeless Service Agency (LAHSA) reported increase of homeless throughout Los Angeles County. The Metro Homeless Task Force meets quarterly and includes stakeholders such as Metro staff, LAHSA, Department of Health Services, Law Enforcement, City Prosecutors, homeless outreach providers and the County CEO's office whom is responsible for developing the Measure H strategies. The Task Force is unique in the transportation industry and among other Metro initiatives, it has earned Metro the American Public Transportation Association (APTA) Gold Award for Security in Heavy Rail.

In October 2016, Directors Ridley-Thomas, Fasana, Bonin and Dupont-Walker introduced a motion to develop a pilot program with City, County, and Community (C3) outreach teams to conduct coordinated homeless outreach (See Attachment A- Motion). In February 2017, staff presented to the Board a Metro Transit Homeless Action Plan with the aid of consultants, Communities in Motion.

That plan identified Metro as the lead to coordinate homeless response between the C3 teams and law enforcement. The Metro Transit Homeless Action Plan serves as a guide to improve safety for passengers and employees and provides coordinated outreach and engagement efforts toward the homeless.

**METRO’S C3 HOMELESS OUTREACH**

On May 22, 2017, Metro’s C3 Homeless Outreach teams began to conduct their outreach. Metro’s C3 teams are contracted through the L.A. County Department of Health Services which is subcontracted with People Assisting the Homeless (P.A.T.H.). At the recommendation of the L.A. County Department of Health, the two C3 homeless outreach teams work exclusively on the Metro Red Line due to homeless sheer demand. The C3 teams conduct their outreach Monday through Friday between 7 a.m. and 4 p.m., as those times best match operating hours for homeless services. The following are Metro’s homeless contact numbers for the month of August 2017.

Performance Measure	Monthly Number Served	Fiscal Year to Date Number Served
Number of unduplicated individuals’ initiated contact (pre-engagement phase)	218	1468
Number of unduplicated individuals engaged (engagement phase)	180	1105
Number of unduplicated individuals who are provided services or who successfully attained referrals	94	403
Number of unduplicated individuals engaged who successfully attained an interim housing resource (this includes crisis and/or bridge housing)	17	57
Number of unduplicated individuals engaged who are successfully linked to a permanent housing program	27	129
Number of unduplicated individuals engaged who are permanently housed	1	4

With Metro System Security and Law Enforcement personnel as the lead, on an ongoing basis Metro’s C3 teams coordinate with LAPD’s Homeless Outreach and Protective Engagement (HOPE) Teams, LA County Sheriff’s Mental Evaluation Teams (MET) and Metro’s Transit Security Officers (TSO’s) to provide coordinated homeless response along the Red Line. Beyond the Red Line, TSOs, LASD MET Teams and LAPD Hope Teams provide homeless outreach and response. LASD MET Teams are LASD officers paired with nurses to engage the homeless and get them into services while LAPD HOPE teams are LAPD officers who partner with LAHSA, the LA City Attorney’s Office and the LA City Department of Sanitation for homeless response. In each structure, the MET and HOPE teams have limited staffing despite the homeless presence throughout Metro’s system and properties (See Attachment B- Homeless Hot Spot Summary).

**ADDITIONAL EFFORTS FOR HOMELESS RESPONSE**

Metro is currently in discussions with LA County’s Department of Health Services to expand the

existing pilot program to hire at least 2-3 additional homeless outreach teams. These additional outreach teams would conduct homeless outreach exclusively inside the Metro service area.

To address Metro property encampments and homeless presence throughout the system, Metro has relied upon limited Sheriff MET and LAPD HOPE Teams but is expanding their outreach to further include outreach staff in LAHSA's Service Planning Area (SPA) network. As noted in the Transit Policing report, the LA County Board of Supervisors have additionally committed forty (40) additional homeless outreach staff focused on government properties-- Metro, parks, libraries, beaches, and harbors.

## **ATTACHMENTS**


Attachment A - Motion

Attachment B - Homeless Hot Spot Summary

Prepared by: Jennifer Loew, Manager, Security Special Projects (213) 922-3646

Reviewed by: Alex Wiggins, Chief System Security & Law Enforcement Officer (213) 922-4433

Reviewed by: Stephanie Wiggins, Deputy Chief Executive Officer (213) 922-1023



Phillip A. Washington  
Chief Executive Officer

## Metro

Los Angeles County  
Metropolitan Transportation  
Authority  
One Gateway Plaza  
3rd Floor Board Room  
Los Angeles, CA



## Board Report

File #:2016-0838, File Type:Motion / Motion  
Response

Agenda Number:43.

**REVISED**  
**EXECUTIVE MANAGEMENT COMMITTEE**  
**OCTOBER 20, 2016**

**Motion by:**

**Ridley-Thomas, Fasana, Bonin and Dupont-Walker**

**Item 43: 2016-0838: Addressing Homelessness on the Metro System**

The Los Angeles Metropolitan Transportation Authority (Metro) is impacted by the homeless crisis that is pervasive in all corners of Los Angeles County (County). Based on the 2016 Homeless Count, 47,000 individuals are homeless across the County. From Long Beach to Lancaster, many of those individuals seek shelter within Metro's stations, and by riding trains and buses. This impacts Metro's operations, as well as the quality of life and safety of our riders and employees.

The increased presence has been noticed by employees, law enforcement and Metro patrons. Metro's Chief Executive Officer has initiated a Task Force which has been tasked with developing a plan to address this issue, and initial assessments emphasize that Metro must prioritize timely, coordinated, comprehensive and ongoing outreach to homeless individuals which links individuals to services and housing.

In February 2016, both the County and City of Los Angeles adopted Homeless Strategies. In both plans, increasing comprehensive and coordinated outreach services was prioritized. A pilot program has rolled-out over the past six months on Skid Row, which includes four "County-City-Community" (C3) teams consisting of a nurse, substance abuse counselor, mental health clinician, a formerly homeless individual, and outreach worker. These teams have been deployed to engage the 2,000 individuals living on Skid Row and since the effort was initiated, the C3 teams have conducted daily outreach and have already assisted 772 homeless residents.

In September 2016, the Board of Supervisors allocated funds during the FY16/17 Supplemental Budget to expand this program by 16 additional outreach teams which will be operated by local community organizations (CBOs), under a "Coordinated Entry System" model, to ensure cohesion and efficiency of providing services and housing for the individuals identified. The County of Los Angeles, in coordination with the Los Angeles Homeless Services Authority will oversee this initiative, and anticipates that the CBOs will hire the outreach teams early next year with the goal of training and deploying teams by Spring 2017.



---

While Metro's deployment strategy will be unique, its outreach efforts should be done in coordination with this larger countywide hiring and deployment effort. Metro should move forward with expediency to make sure that resources are committed to address this significant social and moral crisis.

**APPROVE Motion by Directors Ridley-Thomas, Fasana, Bonin and Dupont-Walker** that the Board of Directors direct the Chief Executive Officer (CEO) to dedicate up to \$1.2M towards the deployment of two or more multidisciplinary homeless outreach teams that are dedicated exclusively to the Metro system, take all actions necessary to transfer the funds to the County of Los Angeles to administer the program in coordination with the implementation of the Countywide Homeless Strategy Initiative, and report back to the Board of Directors during the FY17/18 budget cycle on whether ongoing funds for this initiative are warranted and recommended.

## Draft L.A. Metro Homeless “Hot Spot” Summary June 2017

### Summary

Homelessness in and around Metro’s rail and bus system has grown significantly, consistent with the increases experienced throughout the County of Los Angeles. The passage of Measure H in L.A. County has resulted in the anticipation of expanded efforts to fund strategies that will result in needed housing service as for homeless individuals and families. A key strategy involves expanding homeless outreach teams. Metro’s transit system is a critical geographic footprint embedded within L.A. County. This document provides a summary of critical homeless “hot spots” throughout Metro’s rail, bus and properties.

Metro has conducted a review involving its law enforcement, security, and operations staff, as well as other information provided by recent outreach efforts on the Red Line. The data is broken down into three major sections, indicating Service Planning Areas (SPAs) and Supervisorial Districts that correlate which each identified hot spot:

- I. Rail
- II. Bus
- III. Other Properties

### Rail Lines

When reviewing rail line information, homelessness is identified in actual rail cars, stops and platforms.

Stop/Sections	SPA	Sup. District	City Jurisdiction	Notes
<i>Blue Line</i>				
103 <sup>rd</sup> / Watts Towers	6	2	City of L.A.	In other stops and sections, particularly through South L.A., crime is a larger problem.
Willow (Willow Street or WillowBrook? )	8	4	Compton	
Artesia	7	1	Artesia	
Wardlow	8	4	Long Beach	
<i>Expo Line</i>				
Expo/Bundy	5	3	City of L.A.	
Downtown Santa Monica	5	3	Santa Monica	

**Draft L.A. Metro Homeless “Hot Spot” Summary  
June 2017**

<b>Stop/Sections</b>	<b>SPA</b>	<b>Sup. District</b>	<b>City Jurisdiction</b>	<b>Notes</b>
<i>Gold Line</i>				
South Pasadena	3	5	Pasadena	
Fillmore	3	5		
Del Mar	3	5		
Memorial Park	3	5		
Lake	3	5		
Allen	3	5		
Irwindale	3	1	Irwindale	
Azusa Downtown	3	1	Azusa	
APU/Citrus College	3	1	APU/Citrus College	
<i>Green Line</i>				
Norwalk	7	4	Norwalk	
Redondo Beach	8	4	Redondo Beach	
<i>Orange Line</i>				
North Hollywood Station	2	3	City of L.A.	
Woodman Station	2	3		Van Nuys to Woodley is clustered near the reserve where there have been large homeless encampments.
Van Nuys	2	3		
Sepulveda	2	3		
Woodley	2	3		
Balboa	2	3		
Pierce	2	3		
Reseda	2	3		
Chatsworth	2	5		

## Draft L.A. Metro Homeless “Hot Spot” Summary June 2017

Stop/Sections	SPA	Sup. District	City Jurisdiction	Notes
<i>Purple - All stops that cross the Red Line</i>				
<i>Red Line</i>				
Union Station*	4	1	City of L.A.	Most of the Red Line stops have high concentrations of homeless persons, but the asterisks indicate the most impact stations within the Red Line.
Pershing Square*	4	1		
7th Street Metro	4	1		
Westlake Macarthur	4	1		
Wilshire/Vermont	4	2		
Vermont/Santa Monica	4	3		
Hollywood/ Vine*	4	3		
North Hollywood*	2	3		
<b><i>Metrolink Corridor</i></b>	1 and 3	1 and 5	Multiple Jurisdictions	Antelope, Ventura and San Bernardino borders impacted.

### Bus Lines

Lines that run 24 hours are those identified as most common lines homeless people ride.

Stop/Sections	SPA	Supervisory District	City Jurisdiction	Notes
<i>Silver Line</i>				
Harbor Gateway	8	2	Unincorporated	
Manchester	6	2	City Los Angeles	

## Draft L.A. Metro Homeless “Hot Spot” Summary June 2017

Stop/Sections	SPA	Supervisory District	City Jurisdiction	Notes
<i>Other Bus Lines</i>				
Line 2	4,5	1, 3	Echo Park to Pacific Palisades	
Line 4	4,5	1, 3	Downtown to Santa Monica	
Line 20	4,5	1, 3	Downtown to Santa Monica	
Line 30	4,5,6	1,2,3	East L.A. to Beverly Hills	
Line 33	4,5	1, 3	Downtown to Santa Monica	
Line 60	4,6,7 and 8	1,2 and 4	Downtown to Long Beach	

### Assets/Other Properties

Line	Location	SPA	Sup. District	Impacted Cities
EXPO	East side of Nevin, west of Long Beach Ave	6	2	City of L.A.
HARBOR SUB	Torrance, behind Plaza del Amo between Carson & Washington	8	4	Torrance
HARBOR SUB	Harbor City between Normandie & Vermont	8	4	City of L.A. Unincorporated
Green /Blue	Underneath Imperial Hwy adjacent to the Imperial/Wilmington Station	6	2	City of L.A. Unincorporated
Green /Blue	Rosa Parks Station – (On and Off transfer point)	6	2	Compton
Orange	Vesper Ave. to Cedros Ave. (Bike path / Metro )	2	3	City of L.A.
Orange	Kester Ave. to Sepulveda Blvd. (Bike path / Metro)	2	3	City of L.A.
Orange	Hazeltine Ave. to Tyrone Ave. (Bike Path/ Metro)	2	3	City of L.A.
Orange	Woodley to Balboa stations (south of the busway down by the ridge)	2	3	City of L.A.
Orange	Balboa station east (underneath the flood control bridge)	2	3	City of L.A.

**Draft L.A. Metro Homeless “Hot Spot” Summary  
June 2017**

Orange	South of Nordhoff station along Canoga Ave. (underneath the flood control bridge)	2	5	City of L.A.
Gold	Irwindale Station	3	1	Irwindale/Baldwin Park
Gold	Sierra Madre Station	3	5	Pasadena
Gold	Fillmore Station	3	5	Pasadena
Gold	Atlantic Street	3	1	East L.A.
Red	Wilshire / Vermont	4	2	City of L.A.
San Gabriel Sub	Within railroad corridor between Lone Hill Ave and West of the 57 Freeway, North side of r/w	3	1	Multiple Metrolink Connection



## Board Report

File #: 2017-0666, File Type: Informational Report

Agenda Number: 27.

---

### SYSTEM SAFETY, SECURITY AND OPERATIONS COMMITTEE OCTOBER 19, 2017

**SUBJECT: MONTHLY UPDATE ON TRANSIT POLICING  
PERFORMANCE**

**ACTION: RECEIVE AND FILE**

#### **RECOMMENDATION**

RECEIVE AND FILE Monthly Update on Transit Policing Performance.

#### **ISSUE**

This report reflects August 2017 performance data as reported under the new transit policing deployment strategy which is a combination of in-house fare compliance officers, private security for fixed assets and a multi-agency law enforcement deployment strategy by the Los Angeles County Sheriff's Department (LASD), Los Angeles Police Department (LAPD), and the Long Beach Police Department (LBPD). The information in this report summarizes system-wide Part 1 and 2 crime data, average emergency response times, assaults on bus operators, and Metro's fare compliance efforts. Five (5) of the six (6) new Key Performance Indicators (KPI) are introduced in the current report. The final KPI will be forthcoming when technology issues are resolved (Attachment C).

#### **DISCUSSION**

For the month of August 2017, Part 1 crime activity is up by 25% system-wide compared to the same period last year. In a monthly contrast, there were 24 fewer Part 1 crimes in August than in July, resulting in a 13% decrease. As our law enforcement partners, fare compliance officers and private security officers continue their proactive work, crime activity is being addressed in real-time instead of relying solely on citizen generated 911 calls. Over time, proactive activity will assist in reducing criminal activity across the system.

The following key highlights are listed below for the month of August:

- System-wide emergency response times are down from 6.42 minutes in July, to 5.75 minutes in August.
- Bus operator assaults decreased 37.5% compared to the same period last year.

#### **Rail Summary**

---

Part 1 rail crime is down overall by 30% as compared to the same period last year. For the month of August, there were a total of 70 crimes compared to 100 crimes from last year. Staff, however, noted an 80% increase in Part 1 crimes on the Gold Line largely due to bike thefts. A meeting is scheduled to discuss how to minimize bike thefts.

### **Bus Summary**

Part 1 crimes on the bus system increased by 65 crimes compared to 22 during the same period last year, resulting in a 295.5% increase. Of the 87 crimes reported in August, the most frequent crimes reported were larcenies and robberies. The bus riding teams will continue their proactive work to target hot spots.

### **Physical Security Improvements:**

Working toward the goal of improving Metro's physical security posture, Metro security personnel are collaborating with operations, rail communications and the facilities department to prevent unauthorized intrusions into the subway system's right of way (ROW) and ancillary spaces. The team is focusing on engineering and technology applications to mitigate this concern.

### **Significant Activities:**

#### **Los Angeles Police Department**

- **8/12/17-** Four suspects were arrested after robbing a transit patron of his cell phone and wallet. The victim assisted police by tracking their phone using the 'find my I phone app.'
- **8/15/17-** A Metro bus operator reported a road rage incident, following an altercation where a person driving an automobile pointed a handgun at the operator. The incident was captured by the bus's video system; the suspect was later arrested and a handgun was recovered.

#### **Long Beach Police Department:**

- **8/4/17-** LBPD officers located and arrested a suspect wanted for sexual assault, following an investigation initiated days earlier by LAPD. The initial incident occurred at the 103<sup>rd</sup>/Watts Blue Line Station. The suspect was arrested at the Blue Line Willow Street station.
- **8/9/17-** LBPD Officers were dispatched to a robbery in the vicinity of Long Beach Boulevard and Willow Street. A suspect was identified and arrested at the Wardlow Station. Officers also recovered a handgun replica.
- **8/29/17-** A suspect attempting to flee officers after being detained for narcotics possession and fare evasion was struck by an approaching train at Wardlow Station. The suspect died as a result of his injuries; the incident remains under investigation.

#### **Los Angeles County Sheriff:**



- 
- **8/2/17-** Expo Line deputies arrested a suspect for robbery. The deputy recognized the suspect while conducting an onboard security check. Detectives were notified; the suspect is possibly linked to several additional robberies on the Expo Line.
  - **8/12/17-** Deputies responded to the Green Line Long Beach Station regarding a call of a male on the platform shooting at cars driving on the 105 freeway with a rubber band gun. Deputies arrived on scene and the suspect was arrested for possession of narcotics and interfering with transit operations.
  - **8/23/17-** Deputies responded to a bomb threat at the Culver City Station. The suspect was carrying a backpack and said he possessed a bomb. The train was evacuated and the suspect was arrested.

### **Community and Problem Oriented Policing Activities:**

Transit Law Enforcement attended the following community events during the month of August:

- LAPD On The Move Riders Club Senior Volunteer Training
- National Night Out (Central Division)

### Homeless Action Plan

The Metro Homeless Task Force quarterly meeting was on August 14, 2017. Parties present included Metro staff, County Homeless Service Planning Area Leads, Department of Health Services, Los Angeles Homeless Services Agency (LAHSA), Los Angeles County CEO's Department, LAPD, Long Beach PD, and the LA County Sheriff's Department and faith based community representatives. The focus of the discussion included outreach progress and coordination opportunities. The County highlighted coordination opportunities through developing tools such as 211 as a resource to request homeless outreach and the addition of 40 outreach staff that will become available to Metro properties under Measure H in 2018.

Staff continues to meet with various stakeholders throughout Metro's service area to gather information and educate the community about Metro's homeless outreach efforts.

### *Metro's C3 Homeless Outreach Teams:*

Metro's C3 Homeless Outreach teams' twelve-month pilot program began on May 22, 2017 with initial homeless outreach on the Red Line. Since the launch of Metro's C3 Homeless Outreach teams Metro's C3 teams have provided substantial homeless outreach-- with 1468 homeless contacts, 1105 of which have been unduplicated. Of these contacts, 186 individuals have been placed into permanent housing resources.

C3 Homeless Outreach May 22, 2017 Through August 31, 2017:

Performance Measure	Monthly Number Served	Fiscal Year to Date Number Served
Number of initiated contacts with unduplicated individuals	218	1468
Number of Unduplicated individuals engaged	180	1103
Number of Unduplicated individuals provided services (obtaining vital documents, follow-up activities, transportation, CES packet, clinical assessment, etc.) or successful referral (supportive services, benefits linkage etc.)	94	403
Number of unduplicated individuals engaged who are successfully linked to an interim housing resource	17	57
Number of unduplicated individuals engaged who are linked to a permanent housing resource	27	129
Number of unduplicated individuals engaged who are permanently housed	1	4

*Homeless Encampment Removed:* The LASD Transit Mental Evaluation Teams (TMET) assessed and assisted in the clean-up of homeless encampments near Downey Division 4.

*Emerging Homeless Encampment Removal:* The eastern portion of Veterans Park, which is north of the Willow Street Station, was identified as an emerging transient encampment. This location is outside of the Blue Line right-of-way, but is readily visible from both north and southbound trains. Metro Transportation Officers worked with the West Division Patrol Resource Officer and Multi-Service Center combined their efforts and successfully removed the emerging encampment.

**ATTACHMENTS**


Attachment A - System-Wide Law Enforcement Overview August 2017

Attachment B - Supporting Crime Data August 2017

Attachment C- Key Performance Indicators

Prepared by: Alex Z Wiggins, Chief, System Security and Law Enforcement, (213) 922-4433

Reviewed by: Stephanie Wiggins, Deputy Chief Executive Officer, (213) 922-1023



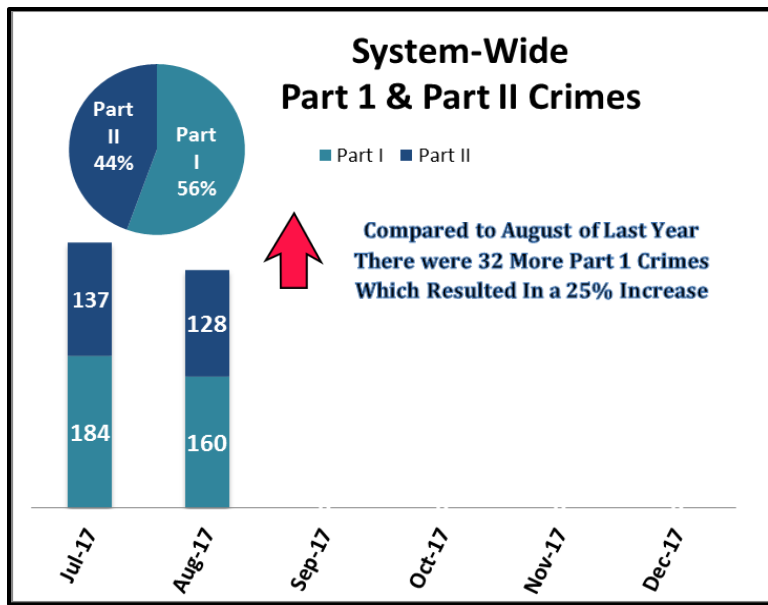
Phillip A. Washington  
Chief Executive Officer

# METRO'S SYSTEM-WIDE LAW ENFORCEMENT OVERVIEW

## AUGUST 2017

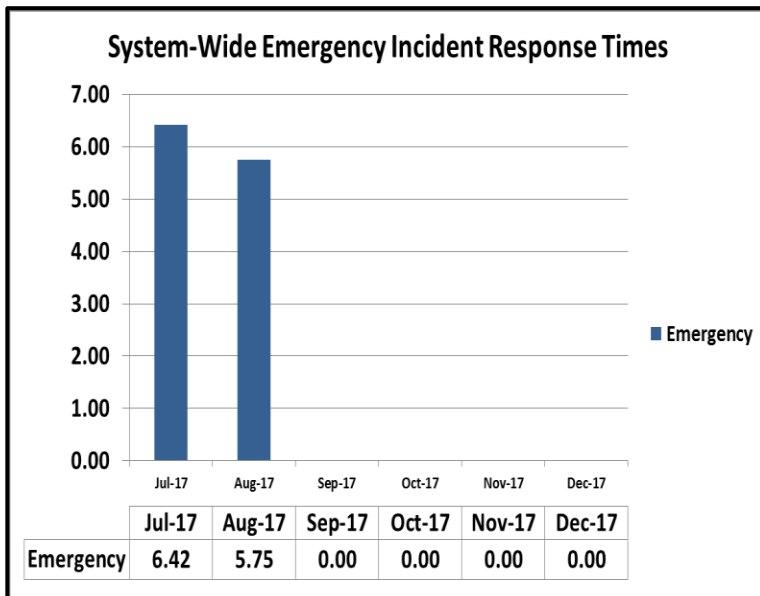
Attachment A

### System Wide Part I & Part II Crimes



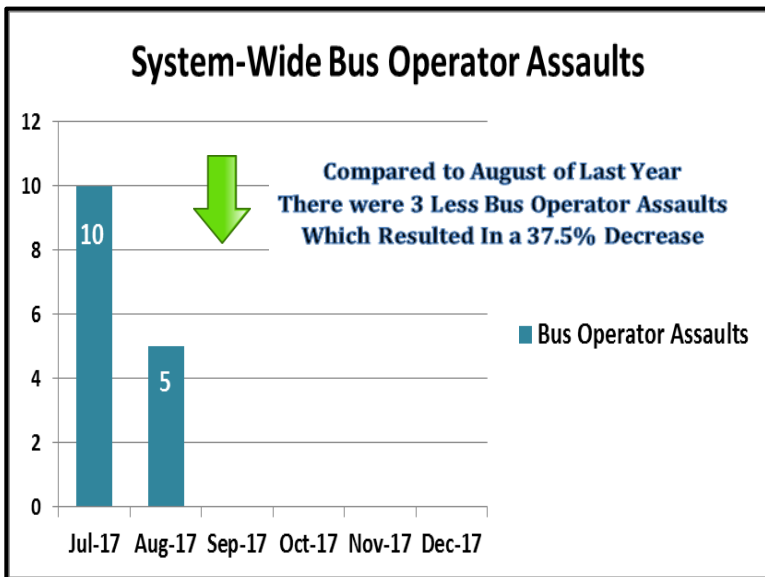
Comparing the part 1 crimes from the same period last year, there were 128 part 1 crimes, which resulted in a 25% increase from last year. Comparing part 2 crimes, there were 128 part 2 crime this year which is a 10.5% decrease from last year

### Average Emergency Response Times



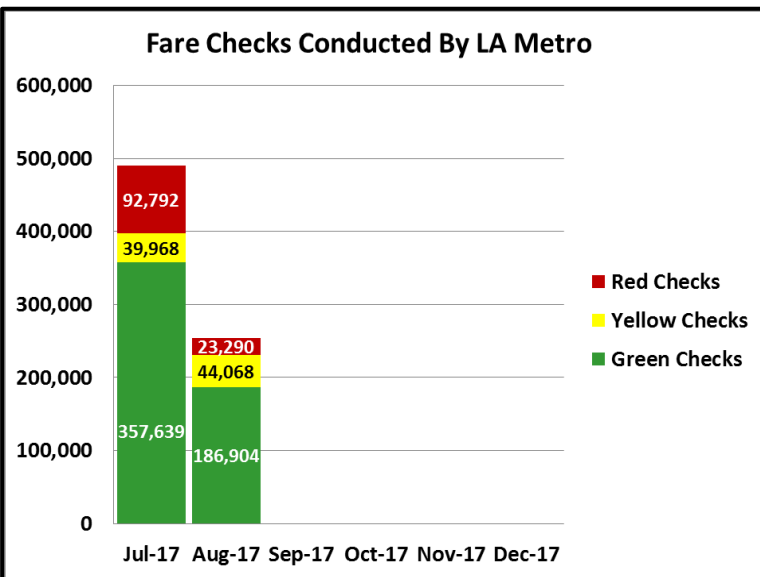
For the month of August, the system-wide emergency response time was 5.75 mins

### Bus Operator Assaults



For the month of August, there were a total of 5 Bus Operator Assaults. Comparing the Bus Operator Assaults from the same period last year, there were 8 Operator Assaults last year, which resulted in a 37.5% decrease

### Fare Compliance



**Red Checks**- Occurs when a patron fails to TAP during their trip

**Yellow Checks**- Occurs when a patron fails to TAP at a transfer point.

**Green Checks**- Occurs when a patron has valid fare and has tapped at all locations

# BLUE LINE-AUGUST

REPORTED CRIME - AUGUST				
PART 1 CRIMES	LAPD	LASD	LBPD	YTD
Homicide	0	0	0	0
Rape	0	0	0	1
Robbery	1	4	2	13
Agg Assault	0	4	0	15
Agg Assault on Op	0	0	0	0
Burglary	0	0	1	1
Larceny	1	7	0	21
Motor Vehicle Theft	0	2	0	2
Arson	0	0	0	1
<b>SUB-TOTAL</b>	<b>2</b>	<b>17</b>	<b>3</b>	<b>54</b>
<b>Selected Part 2 Crimes</b>				
Battery	2	5	9	22
Battery Rail Operator	0	0	0	0
Sex Offenses	0	0	2	4
Weapons	0	0	3	4
Narcotics	0	3	1	11
Trespassing	0	4	0	5
Vandalism	0	0	2	6
<b>SUB-TOTAL</b>	<b>2</b>	<b>12</b>	<b>17</b>	<b>52</b>
<b>TOTAL</b>	<b>4</b>	<b>29</b>	<b>20</b>	<b>106</b>

Part 1 CRIMES PER STATION		
Station	AUGUST	YTD
7th/Metro	0	0
Pico	0	0
Grand	0	0
San Pedro	0	0
Washington	2	3
Vernon	0	0
Slauson	1	2
Florence	3	5
Firestone	2	7
103rd St	0	1
Willowbrook	4	6
Compton	4	5
Artesia	3	6
Del Amo	0	2
Wardlow	1	2
Willow	1	2
PCH	1	4
Anaheim	0	4
5th St	0	1
1st St	0	0
Transit Mall	0	4
Pacific	0	0
Rail Yard	0	0
<b>Total</b>	<b>22</b>	<b>54</b>

### Blue Line Highlights

The Blue Line had 12 less part 1 crimes than the same period last year (34), which is a 35.3% decrease

ARRESTS - AUGUST				
TYPE	LAPD	LASD	LBPD	YTD
Felony	1	19	15	54
Misdemeanor	0	27	110	259
<b>TOTAL</b>	<b>1</b>	<b>46</b>	<b>125</b>	<b>313</b>

CITATIONS - AUGUST				
TYPE	LAPD	LASD	LBPD	YTD
Other Citations	12	3	153	503
Vehicle Code Citations	5	39	102	258
<b>TOTAL</b>	<b>17</b>	<b>42</b>	<b>255</b>	<b>761</b>

CALLS FOR SERVICE - AUGUST				
TYPE	LAPD	LASD	LBPD	YTD
Routine	N/A*	19	11	60
Priority	N/A*	101	87	386
Emergency	N/A*	81	68	274
<b>TOTAL</b>	<b>0</b>	<b>201</b>	<b>166</b>	<b>720</b>

\*Currently unable to report stats by Rail Line

DISPATCHED VS. PROACTIVE			
TYPE	LAPD	LASD	LBPD
Dispatched	47%	5%	13%
Proactive	53%	95%	87%
<b>TOTAL</b>	<b>100%</b>	<b>100%</b>	<b>100%</b>

PERCENTAGE OF TIME ON THE RAIL SYSTEM	
LINE	AUGUST
Blue Line-LAPD	94%
Blue Line-LASD	92%
Blue Line-LBPD	70%

GRADE CROSSING OPERATIONS - AUGUST				
LOCATION	LAPD	LASD	LBPD	YTD
Harbor & Adams	1			1
Washington St	2			2
Flower St	3			3
Long Beach & PCH			3	3
Wardlow & Pacific			1	1
Long Beach & 1st			1	1
<b>TOTAL</b>	<b>6</b>	<b>0</b>	<b>5</b>	<b>11</b>

LEGEND
Los Angeles Police Department
Los Angeles County Sheriff's Department
Long Beach Police Department

# GREEN LINE-AUGUST

REPORTED CRIME - AUGUST			
PART 1 CRIMES	LAPD	LASD	YTD
Homicide	0	0	0
Rape	0	0	0
Robbery	1	7	15
Agg Assault	0	0	2
Agg Assault on Op	0	0	0
Burglary	0	0	2
Larceny	0	3	11
Motor Vehicle Theft	0	1	10
Arson	0	0	0
<b>SUB-TOTAL</b>	<b>1</b>	<b>11</b>	<b>40</b>
Selected Part 2 Crimes			
Battery	0	2	5
Battery Rail Operator	0	0	0
Sex Offenses	0	0	0
Weapons	0	1	2
Narcotics	0	1	3
Trespassing	0	0	0
Vandalism	0	4	6
<b>SUB-TOTAL</b>	<b>0</b>	<b>8</b>	<b>16</b>
<b>TOTAL</b>	<b>1</b>	<b>19</b>	<b>56</b>

PART 1 CRIMES PER STATION		
Station	AUGUST	YTD
Redondo Beach	0	1
Douglas	1	1
El Segundo	1	1
Mariposa	0	0
Aviation	0	0
Hawthorne	1	1
Crenshaw	0	3
Vermont	1	4
Harbor	1	4
Avalon	0	1
Willowbrook	4	8
Long Beach	0	6
Lakewood	2	9
Norwalk	1	1
<b>Total</b>	<b>12</b>	<b>40</b>

ARRESTS - AUGUST			
TYPE	LAPD	LASD	YTD
Felony	0	4	21
Misdemeanor	3	21	60
<b>TOTAL</b>	<b>3</b>	<b>25</b>	<b>81</b>

CITATIONS - AUGUST			
TYPE	LAPD	LASD	YTD
Other Citations	5	3	20
Vehicle Code Citations	0	32	84
<b>TOTAL</b>	<b>5</b>	<b>35</b>	<b>104</b>

CALLS FOR SERVICE - AUGUST			
TYPE	LAPD	LASD	YTD
Routine	N/A*	25	41
Priority	N/A*	66	119
Emergency	N/A*	77	180
<b>TOTAL</b>	<b>0</b>	<b>168</b>	<b>340</b>

\*Currently unable to report stats by Rail Line

DISPATCHED VS. PROACTIVE		
TYPE	LAPD	LASD
Dispatched	49.5%	3%
Proactive	50.5%	97%
<b>TOTAL</b>	<b>100%</b>	<b>100%</b>

PERCENTAGE OF TIME SPENT ON THE RAIL SYSTEM	
LINE	AUGUST
Green Line-LAPD	94%
Green Line-LASD	89%

LEGEND	
Los Angeles Police Department	
Los Angeles County Sheriff's Department	

## Green Line Highlights

The Green Line had 9 less part 1 crimes than the same period last year (21), which is a 42.9% decrease

# EXPO LINE-AUGUST

REPORTED CRIME - AUGUST			
PART 1 CRIMES	LAPD	LASD	YTD
Homicide	0	0	0
Rape	0	0	0
Robbery	0	2	4
Agg Assault	1	0	1
Agg Assault on Op	0	0	0
Burglary	0	0	0
Larceny	9	2	25
Motor Vehicle Theft	0	0	0
Arson	0	0	0
<b>SUB-TOTAL</b>	<b>10</b>	<b>4</b>	<b>30</b>
Selected Part 2 Crimes			
Battery	0	1	4
Battery Rail Operator	0	0	0
Sex Offenses	1	0	1
Weapons	0	0	0
Narcotics	0	0	0
Trespassing	0	0	0
Vandalism	0	0	1
<b>SUB-TOTAL</b>	<b>1</b>	<b>1</b>	<b>6</b>
<b>TOTAL</b>	<b>11</b>	<b>5</b>	<b>36</b>

Part 1 Crimes per Station		
Station	AUGUST	YTD
7th/Metro	1	3
Pico	1	1
23rd St	0	0
Jefferson/USC	0	1
Expo/USC	1	2
Expo/Vermont	1	3
Expo/Western	1	4
Expo/Crenshaw	0	1
Farmdale	0	0
La Brea	0	1
La Cienega	2	3
Culver City	2	5
Palms	0	0
Expo/Westwood	2	2
Expo/Sepulveda	1	1
Expo/Bundy	0	0
26th St/Bergamot	0	1
17th St/SMC	1	1
D/T Santa Monica	1	1
Expo Rail Yard	0	0
<b>Total</b>	<b>14</b>	<b>30</b>

ARRESTS - AUGUST			
TYPE	LAPD	LASD	YTD
Felony	1	1	5
Misdemeanor	1	2	6
<b>TOTAL</b>	<b>2</b>	<b>3</b>	<b>11</b>

CITATIONS - AUGUST			
TYPE	LAPD	LASD	YTD
Other Citations	15	0	15
Vehicle Code Citations	0	0	2
<b>TOTAL</b>	<b>15</b>	<b>0</b>	<b>17</b>

CALLS FOR SERVICE - AUGUST			
TYPE	LAPD	LASD	YTD
Routine	N/A*	4	9
Priority	N/A*	24	41
Emergency	N/A*	40	70
<b>TOTAL</b>	<b>0</b>	<b>68</b>	<b>120</b>

\*Currently unable to report stats by Rail Line

DISPATCHED VS. PROACTIVE		
TYPE	LAPD	LASD
Dispatched	48%	3%
Proactive	52%	97%
<b>TOTAL</b>	<b>100%</b>	<b>100%</b>

PERCENTAGE OF TIME SPENT ON THE RAIL SYSTEM	
LINE	AUGUST
Expo Line-LAPD	94%
Expo Line-LASD	86%

GRADE CROSSING OPERATIONS - AUGUST			
LOCATION	LAPD	LASD	YTD
Exposition Blvd	3		3
<b>TOTAL</b>	<b>3</b>	<b>0</b>	<b>3</b>

LEGEND
Los Angeles Police Department
Los Angeles County Sheriff's Department

## Expo Line Highlights

The Expo Line had 11 less part 1 crimes than the same period last year (25), which is a 44% decrease

# RED LINE-AUGUST

## REPORTED CRIME - AUGUST

PART 1 CRIMES	LAPD	YTD
Homicide	0	0
Rape	1	1
Robbery	3	7
Agg Assault	2	3
Agg Assault on Op	0	0
Burglary	0	0
Larceny	7	12
Motor Vehicle Theft	0	13
Arson	0	0
<b>SUB-TOTAL</b>	<b>13</b>	<b>36</b>
<b>Selected Part 2 Crimes</b>		
Battery	11	23
Battery Rail Operator	0	0
Sex Offenses	2	4
Weapons	0	0
Narcotics	0	0
Trespassing	0	1
Vandalism	1	1
<b>SUB-TOTAL</b>	<b>14</b>	<b>29</b>
<b>TOTAL</b>	<b>27</b>	<b>46</b>

## Part 1 Crimes per Station

Station	AUGUST	YTD
Union Station	1	2
Civic Center	0	2
Pershing Square	0	2
7th/Metro	0	0
Westlake	2	6
Wilshire/Vermont	1	1
Wilshire/Normandie	0	0
Vermont/Beverly	0	1
Wilshire/Western	0	0
Vermont/Santa Monica	1	3
Vermont/Sunset	2	2
Hollywood/Western	0	0
Hollywood/Vine	3	3
Hollywood/Highland	1	6
Universal	2	3
North Hollywood	0	5
Red Line Rail Yard	0	0
<b>Total</b>	<b>13</b>	<b>36</b>

## ARRESTS - AUGUST

TYPE	LAPD	YTD
Felony	3	4
Misdemeanor	7	12
<b>TOTAL</b>	<b>10</b>	<b>16</b>

## CITATIONS - AUGUST

TYPE	LAPD	YTD
Other Citations	13	13
Vehicle Code Citations	0	0
<b>TOTAL</b>	<b>13</b>	<b>13</b>

## CALLS FOR SERVICE - AUGUST

TYPE	LAPD
Routine	N/A*
Priority	N/A*
Emergency	N/A*
<b>TOTAL</b>	

\*Currently unable to report stats by Rail Line

## DISPATCHED VS. PROACTIVE

TYPE	LAPD
Dispatched	46%
Proactive	54%
<b>TOTAL</b>	<b>100%</b>

## PERCENTAGE OF TIME SPENT ON THE RAIL SYSTEM

LINE	AUGUST
Red Line- LAPD	94%

## LEGEND

Los Angeles Police Department

## Red Line Highlights

The Red Line had 2 less part 1 crime than the same period last year (15), which is a 13% decrease



# GOLD LINE-AUGUST

REPORTED CRIME - AUGUST			
PART 1 CRIMES	LAPD	LASD	YTD
Homicide	0	0	0
Rape	0	0	0
Robbery	0	0	1
Agg Assault	1	0	1
Agg Assault on Op	0	0	0
Burglary	0	0	0
Larceny	2	4	12
Motor Vehicle Theft	0	2	2
Arson	0	0	0
<b>SUB-TOTAL</b>	<b>3</b>	<b>6</b>	<b>16</b>
Selected Part 2 Crimes			
Battery	1	1	2
Battery Rail Operator	0	0	0
Sex Offenses	0	0	1
Weapons	0	1	1
Narcotics	0	1	1
Trespassing	0	0	0
Vandalism	0	2	2
<b>SUB-TOTAL</b>	<b>1</b>	<b>5</b>	<b>7</b>
<b>TOTAL</b>	<b>4</b>	<b>11</b>	<b>23</b>

Part 1 Crimes per Station		
Station	AUGUST	YTD
APU/Citrus College	0	1
Azusa Downtown	0	0
Irwindale	0	0
Duarte	0	1
Monrovia	1	2
Arcadia	0	0
Sierra Madre	0	0
Allen	0	0
Lake	0	0
Memorial Park	0	0
Del Mar	1	1
Fillmore	0	0
South Pasadena	0	0
Highland Park	1	1
SW Museum	0	0
Heritage Square	1	1
Lincoln Heights	0	0
Chinatown	0	1
Union Station	1	1
Little Tokyo	0	0
Pico/Aliso	0	2
Mariachi	0	0
Soto	0	0
Indiana (both LAPD & LASD)	0	0
Maravilla	0	0
East La	0	0
Atlantic	4	5
<b>Total</b>	<b>9</b>	<b>16</b>

ARRESTS - AUGUST			
TYPE	LAPD	LASD	YTD
Felony	0	2	5
Misdemeanor	6	11	35
<b>TOTAL</b>	<b>6</b>	<b>13</b>	<b>40</b>

CITATIONS - AUGUST			
TYPE	LAPD	LASD	YTD
Other Citations	27	2	43
Vehicle Code Citations	14	29	60
<b>TOTAL</b>	<b>41</b>	<b>31</b>	<b>103</b>

CALLS FOR SERVICE - AUGUST			
TYPE	LAPD	LASD	YTD
Routine	N/A*	6	18
Priority	N/A*	68	156
Emergency	N/A*	96	188
<b>TOTAL</b>	<b>0</b>	<b>170</b>	<b>362</b>

\*Currently unable to report stats by Rail Line

DISPATCHED VS. PROACTIVE		
TYPE	LAPD	LASD
Dispatched	40%	5%
Proactive	60%	95%
<b>TOTAL</b>	<b>100%</b>	<b>100%</b>

PERCENTAGE OF TIME SPENT ON THE RAIL SYSTEM	
LINE	AUGUST
Gold Line-LAPD	94%
Gold Line-LASD	80%

GRADE CROSSING OPERATIONS - AUGUST			
LOCATION	LAPD	LASD	YTD
Marmion Way	7		7
Del Mar		1	1
<b>TOTAL GOAL= 10</b>	<b>7</b>	<b>1</b>	<b>8</b>

LEGEND	
Los Angeles Police Department	
Los Angeles County Sheriff's Department	

### Gold Line Highlights

The Gold Line had 4 more part 1 crime than the same period last year (5), which is a 80% increase

\*Last board report (July 2017) correction:  
LASD part 1 crime "Motor Vehicle Theft" should have read "1" not "0"

# ORANGE LINE - AUGUST

REPORTED CRIME - AUGUST		
PART 1 CRIMES	LAPD	YTD
Homicide	0	0
Rape	0	0
Robbery	1	1
Agg Assault	2	3
Agg Assault on Op	0	0
Burglary	0	0
Larceny	0	0
Motor Vehicle Theft	0	1
Arson	0	0
<b>SUB-TOTAL</b>	<b>3</b>	<b>5</b>
Selected Part 2 Crimes		
Battery	0	2
Battery Bus Operator	0	0
Sex Offenses	0	0
Weapons	0	0
Narcotics	0	0
Trespassing	0	0
Vandalism	0	1
<b>SUB-TOTAL</b>	<b>0</b>	<b>3</b>
<b>TOTAL</b>	<b>3</b>	<b>8</b>

Part 1 Crimes per Station		
Station	AUGUST	YTD
North Hollywood	3	3
Laurel Canyon	0	0
Valley College	0	0
Woodman	0	0
Van Nuys	0	0
Sepulveda	0	0
Woodley	0	0
Balboa	0	1
Reseda	0	0
Tampa	0	0
Pierce College	0	0
De Soto	0	0
Canoga	0	1
Warner Center	0	0
Sherman Way	0	0
Roscoe	0	0
Nordhoff	0	0
Chatsworth	0	0
<b>Total</b>	<b>3</b>	<b>5</b>

ARRESTS - AUGUST		
TYPE	LAPD	YTD
Felony	0	0
Misdemeanor	1	2
<b>TOTAL</b>	<b>1</b>	<b>2</b>

CITATIONS - AUGUST		
TYPE	LAPD	YTD
Other Citations	28	28
Vehicle Code Citations	65	85
<b>TOTAL</b>	<b>93</b>	<b>113</b>

CALLS FOR SERVICE - AUGUST		
TYPE	LAPD	YTD
Routine	N/A*	N/A*
Priority	N/A*	N/A*
Emergency	N/A*	N/A*
<b>TOTAL</b>	<b>0</b>	<b>0</b>

\*Currently unable to report stats by Bus Rapid Transit Line

DISPATCHED VS. PROACTIVE	
TYPE	LAPD
Dispatched	49.5%
Proactive	50.5%
<b>TOTAL</b>	<b>100%</b>

PERCENTAGE OF TIME SPENT ON THE BUS SYSTEM	
LINE	AUGUST
Orange Line- LAPD	94%

LEGEND	
Los Angeles Police Department	

Orange Line Highlights	
The Orange Line had 3 less part 1 crime than the same period last year (6), which is a 50% decrease	

# SILVER LINE-AUGUST

Attachment B

REPORTED CRIME - AUGUST			
PART 1 CRIMES	LAPD	LASD	YTD
Homicide	0	0	0
Rape	0	0	0
Robbery	0	0	0
Agg Assault	0	0	0
Agg Assault on Op	0	0	0
Burglary	0	0	0
Larceny	0	0	0
Motor Vehicle Theft	0	0	0
Arson	0	0	0
<b>SUB-TOTAL</b>	<b>0</b>	<b>0</b>	<b>0</b>
<b>Selected Part 2 Crimes</b>			
Battery	0	0	0
Battery Bus Operator	0	0	0
Sex Offenses	0	0	0
Weapons	0	0	0
Narcotics	0	0	0
Trespassing	0	0	0
Vandalism	0	0	0
<b>SUB-TOTAL</b>	<b>0</b>	<b>0</b>	<b>0</b>
<b>TOTAL</b>	<b>0</b>	<b>0</b>	<b>0</b>

Part 1 Crimes per Station		
Station	AUGUST	YTD
El Monte	0	0
Cal State LA	0	0
LAC/USC	0	0
Alameda	0	0
Downtown	0	0
37th St/USC	0	0
Slauson	0	0
Manchester	0	0
Harbor Fwy	0	0
Rosecrans	0	0
Harbor/Gateway	0	0
Carson	0	0
PCH	0	0
San Pedro	0	0
<b>Total</b>	<b>0</b>	<b>0</b>

ARRESTS - AUGUST			
TYPE	LAPD	LASD	YTD
Felony	0	0	0
Misdemeanor	4	0	5
<b>TOTAL</b>	<b>4</b>	<b>0</b>	<b>5</b>

CITATIONS - AUGUST			
TYPE	LAPD	LASD	YTD
Other Citations	43	0	43
Vehicle Code Citations	166	0	202
<b>TOTAL</b>	<b>209</b>	<b>0</b>	<b>245</b>

CALLS FOR SERVICE - AUGUST			
TYPE	LAPD	LASD	YTD
Routine	N/A*	1	0
Priority	N/A*	3	3
Emergency	N/A*	2	3
<b>TOTAL</b>	<b>0</b>	<b>6</b>	<b>6</b>

\*Currently unable to report stats by Bus Rapid Transit Line

DISPATCHED VS. PROACTIVE		
TYPE	LAPD	LASD
Dispatched	66%	2%
Proactive	34%	98%
<b>TOTAL</b>	<b>100%</b>	<b>100%</b>

PERCENTAGE OF TIME SPENT ON THE BUS SYSTEM	
LINE	AUGUST
Silver Line- LAPD	94%
Silver Line- LASD	77%

LEGEND	
Los Angeles Police Department	
Los Angeles County Sheriff Department	

Silver Line Highlights  
There was no change in part 1 crimes compared to the same period last year

# BUS PATROL

Attachment B

REPORTED CRIME - AUGUST			
PART 1 CRIMES	LASD	LAPD	YTD
Homicide	0	0	0
Rape	0	0	2
Robbery	3	23	53
Agg Assault	4	9	24
Agg Assault on Op	0	0	1
Burglary	0	0	0
Larceny	2	45	66
Motor Vehicle Theft	1	0	17
Arson	0	0	0
<b>SUB-TOTAL</b>	<b>10</b>	<b>77</b>	<b>163</b>
<b>Selected Part 2 Crimes</b>			
Battery	7	33	94
Battery Bus Operator	3	2	14
Sex Offenses	2	5	20
Weapons	0	0	1
Narcotics	1	0	2
Trespassing	0	0	3
Vandalism	4	10	18
<b>SUB-TOTAL</b>	<b>17</b>	<b>50</b>	<b>152</b>
<b>TOTAL</b>	<b>27</b>	<b>127</b>	<b>315</b>

LASD's Part 1 Crimes per Sector		
Sector	AUGUST	YTD
Westside	0	1
San Fernando	0	0
San Gabriel Valley	4	4
Gateway Cities	0	0
South Bay	6	6
<b>Total</b>	<b>10</b>	<b>11</b>

LAPD's Part 1 Crimes per Sector		
Sector	AUGUST	YTD
<b>Valley Bureau</b>		
Van Nuys	1	4
West Valley	1	6
North Hollywood	4	6
Foothill	1	3
Devonshire	0	0
Mission	0	3
Topanga	1	2
<b>Central Bureau</b>		
Central	6	11
Rampart	5	7
Hollenbeck	3	3
Northeast	1	1
Newton	9	13
<b>West Bureau</b>		
Hollywood	0	1
Wilshire	3	6
West LA	2	3
Pacific	2	4
Olympic	6	13
<b>Southwest Bureau</b>		
Southwest	7	14
Harbor	3	8
77th Street	15	28
Southeast	7	16
<b>Total</b>	<b>77</b>	<b>152</b>
<b>Total Part 1 Crimes</b>	<b>87</b>	<b>163</b>

ARRESTS - AUGUST			
TYPE	LASD	LAPD	YTD
Felony	2	1	10
Misdemeanor	33	2	83
<b>TOTAL</b>	<b>35</b>	<b>3</b>	<b>93</b>

CITATIONS - AUGUST			
TYPE	LASD	LAPD	YTD
Other Citations	2	17	20
Vehicle Code Citations	94	6	220
<b>TOTAL</b>	<b>96</b>	<b>23</b>	<b>240</b>

CALLS FOR SERVICE - AUGUST			
TYPE	LASD	LAPD	YTD
Routine	25	86	218
Priority	98	230	650
Emergency	83	98	348
<b>TOTAL</b>	<b>206</b>	<b>414</b>	<b>1,216</b>

DISPATCHED VS. PROACTIVE			
TYPE	LASD	LAPD	
Dispatched	2%	45%	
Proactive	98%	55%	
<b>TOTAL</b>	<b>100%</b>	<b>100%</b>	

PERCENTAGE OF TIME SPENT ON THE BUS SYSTEM	
LINE	AUGUST
LASD BUS	82%
LAPD BUS	94%

LEGEND	
Los Angeles County Sheriff Department	
Los Angeles Police Department	

Bus Patrol

There were 65 more part 1 crimes than the same period last year (22), which is a 295.5% increase

Last Board Report (July 2017) Correction

LASD Bus Patrol should have read:

" There were 11 less part 1 crimes than the same period last year, which is a 92% decrease"

**not**

"There were 11 more part 1 crimes than the same period last year, which is a 90% increase"

# UNION STATION-AUGUST

REPORTED CRIME - AUGUST		
PART 1 CRIMES	LAPD	YTD
Homicide	0	0
Rape	0	0
Robbery	0	0
Agg Assault	1	4
Agg Assault on Op	0	0
Burglary	0	0
Larceny	7	8
Motor Vehicle Theft	0	4
Arson	0	0
<b>SUB-TOTAL</b>	<b>8</b>	<b>16</b>
Selected Part 2 Crimes		
Battery	1	1
Battery Rail Operator	0	0
Sex Offenses	0	0
Weapons	0	0
Narcotics	0	0
Trespassing	0	0
Vandalism	0	0
<b>SUB-TOTAL</b>	<b>1</b>	<b>1</b>
<b>TOTAL</b>	<b>9</b>	<b>17</b>



Westside

Eastside

ARRESTS - AUGUST		
TYPE	LAPD	YTD
Felony	2	6
Misdemeanor	12	15
<b>TOTAL</b>	<b>14</b>	<b>21</b>

CITATIONS - AUGUST		
TYPE	LAPD	YTD
Other Citations	19	19
Vehicle Code Citations	0	0
<b>TOTAL</b>	<b>19</b>	<b>19</b>

CALLS FOR SERVICE - AUGUST		
TYPE	LAPD	YTD
Routine	N/A*	N/A*
Priority	N/A*	N/A*
Emergency	N/A*	N/A*
<b>TOTAL</b>	<b>0</b>	<b>0</b>

\*Currently unable to report stats by Union Station

DISPATCHED VS. PROACTIVE	
TYPE	LAPD
Dispatched	55%
Proactive	45%
<b>TOTAL</b>	<b>100%</b>

PERCENTAGE OF TIME SPENT AT UNION STATION	
LOCATION	LAPD
Union Station	94%
<b>TOTAL</b>	<b>94%</b>

LEGEND	
Los Angeles Police Department	

Union Station Highlights

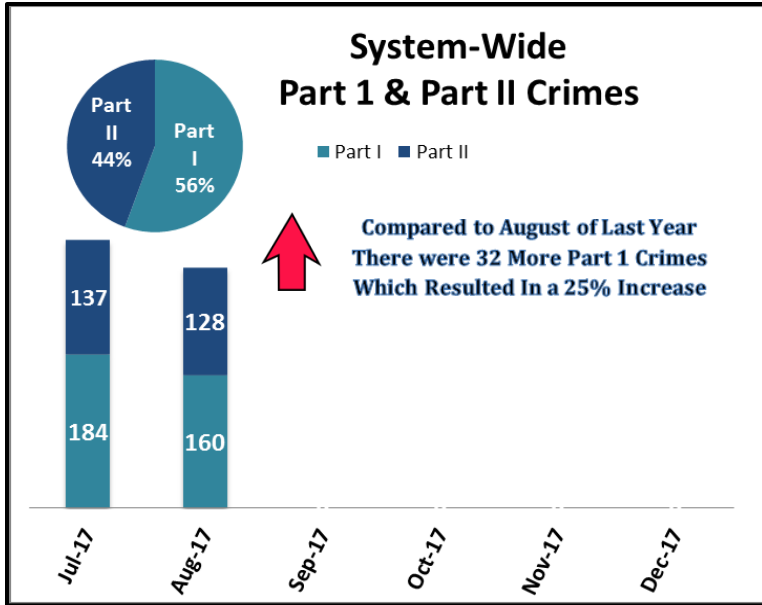
There were 7 more part 1 crimes than the same period last year (1), which is a 700% increase

# METRO'S Key Performance Indicators

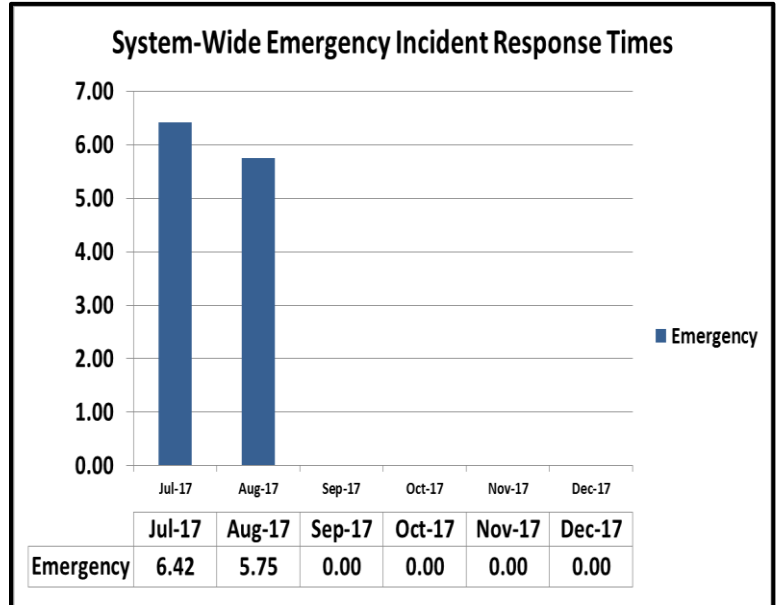
AUGUST 2017

Attachment C

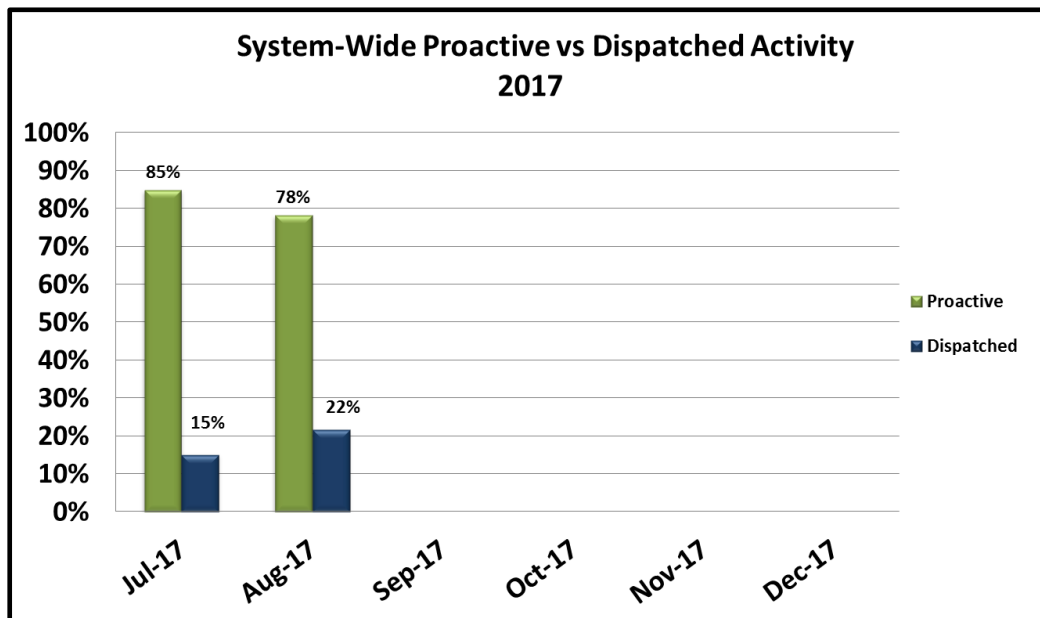
## System Wide Part I & Part II Crimes



## Average Emergency Response Times



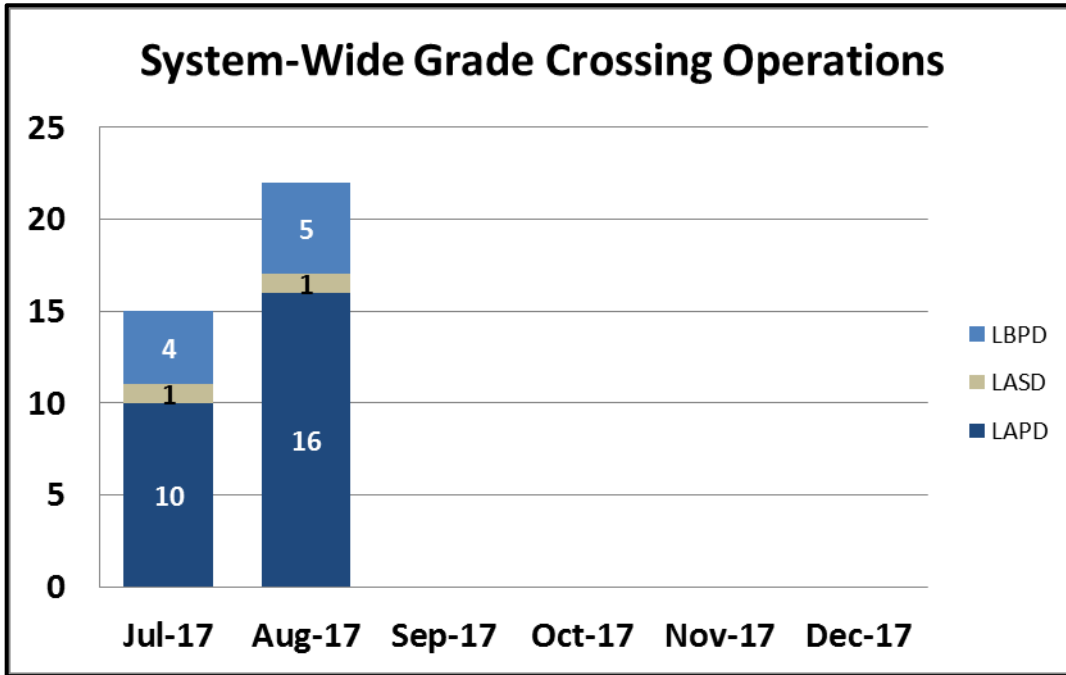
## Ratio of Proactive vs Dispatched Activity



# METRO'S Key Performance Indicators

AUGUST 2017

## Grade Crossing Operations



Grade Crossing Operation Locations August 2017:

1. Harbor & Adams
2. Washington St (2)
3. Flower St (3)
4. Long Beach & PCH (3)
5. Wardlow & Pacific (1)
6. Long Beach & 1st
7. Exposition Blvd (3)
8. Marmion Way (7)
9. Del Mar

## Ratio of Staffing Levels vs Vacant Assignments

